

HETEROCYCLIZATIONS TOWARDS 2-ARYLBENZ- IMIDAZOLES VIA INTERMOLECULAR COUPLING OF 2- NITROANILINES AND ARYL ALDEHYDES

Byeong Hyo Kim,* Rongbi Han, Tae Hee Han, Young Moo Jun, Woonphil Baik,[†] and Byung Min Lee[‡]

Department of Chemistry, Kwangwoon University, Seoul, 139-701, Korea

E-mail: bhkim@daisy.gwu.ac.kr

[†]Department of Chemistry, Myong Ji University, Kyung Ki Do, Korea

[‡]Korea Research Institute of Chemical Technology, Taejon, Korea

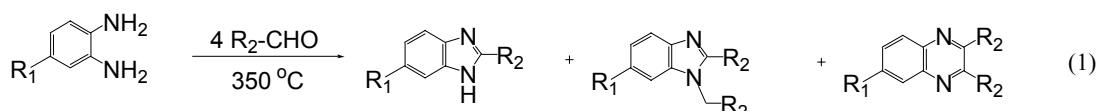
Abstract - The reductive intermolecular coupling/heterocyclization reaction between 2-nitroaniline and aromatic aldehydes towards 2-substituted and 1,2-disubstituted benzimidazoles was accomplished in the presence of 2-bromo-2-nitropropane/Zn in a MeOH/CH₂Cl₂ solution at room temperature.

Benzimidazole and its derivatives present interesting biological activities such as bacteriostats, bactericides, insecticides, fungicides, sedatives, anticarcinogens, and phytopharmacological agents.¹ Although there are several ways leading to benzimidazoles, traditional methods of 2-arylbenzimidazole preparation involve the condensation and cyclization of benzoic acid derivatives with *o*-diamino aromatic compounds in the presence of a mineral acid with high temperature.² Metal catalyzed reaction of *o*-phenylenediamines with haloaromatics or aromatic aldehydes is another candidate for 2-arylbenzimidazole preparation.³

During the course of our investigation of heterocyclic compound formation *via* reductive cyclization reaction of nitroarenes,^{4,5} we have found that the nitro group can be reduced by 2-bromo-2-nitropropane (BNP)/Zn and it can initiate the heterocyclization when it has a proper functional group at the *ortho* position. Thus *o*-nitro substituted aromatic carbonyl, imino, or azo compounds are successfully transformed into heterocyclic compounds such as 2,1-benzisoxazoles, benzotriazoles, and quinolines. All of those reactions are accomplished from a reductive reaction of the *ortho* nitro functional group and the following cyclization. Since 2-nitroaniline and aromatic aldehydes can couple with each other to

form 2-NO₂-Ph-N=CH-Ar *in situ*, the imine intermediate should undergo a cyclization to form benzimidazoles in the presence of BNP/Zn similar to our previous heterocyclization reactions. This realization prompted us to attempt the reductive intermolecular hetero ring formation reaction. Herein we wish to report the reductive intermolecular coupling/cyclization reaction of 2-nitroaniline and aromatic aldehydes toward benzimidazoles in presence of BNP/Zn dust in MeOH/CH₂Cl₂ solution at room temperature.

Ochoa *et al.* reported high temperature thermal cyclocondensation of *o*-phenylenediamines with aromatic aldehydes primarily producing three cyclized products (benzimidazoles and quinoxaline) with a variable product ratio depending on the substrate and a combined yield of less than 60% (eq. 1).^{2d} It is well known that aryl aldehydes couple with anilines easily to form Ph-N=CH-Ar. If we use 2-nitroaniline in place of *o*-phenylenediamines and use a proper reducing system, we may have more chance to improve the cyclocondensation reaction.



As control experiments, various reaction conditions were attempted to facilitate the reductive intermolecular coupling reaction of 2-nitroaniline with benzaldehyde and the results are summarized in Table 1. Reactions of 2-nitroaniline (**1**) with benzaldehyde (**2a**) in the presence of Zn produced a low yield of the desired 2-arylbenzimidazole (**3a**) (Table 1, entry 1). However, addition of BNP to the reaction mixture led to a more efficient reductive intermolecular coupling reaction. The overall yield toward 2-substituted and 1,2-disubstituted benzimidazoles was improved considerably accompanied by only a trace amount of quinoxaline. Furthermore, while the reactions in methanol produced relatively low yields of **3a** and **4b** (Table 1, entries 3, 4), the reactions using co-solvent MeOH/CH₂Cl₂ dramatically increased the overall yield of cyclized products at room temperature. In addition, as shown in Table 1, the reaction carried out in a 1 : 1 mixture (v/v) of MeOH/CH₂Cl₂ completed most successfully compared to other mixtures. The optimum conditions were obtained with 2-nitroaniline/aldehyde (2 equiv.)/BNP (2 equiv.)/Zn (2 equiv.) in MeOH/CH₂Cl₂ (v/v = 1 : 1) at room temperature (Table 1, entry 8, 90% of combined yield).

When we applied the acidic Zn reduction conditions [**1** (1 equiv.)/**2a** (2 equiv.)/Zn (5 equiv.)/ aq. HCl (5 equiv.) in MeOH at room temperature], the reaction was completed within an hour, however, overall yield was decreased to 51% [**3a** (22%) and **4b** (29%)] without any starting materials left. It reveals that reduction by BNP/Zn is more efficient than the traditional acidic Zn condition for the reductive

Table 1. Selected control experiments for reductive intermolecular coupling/heterocyclization reaction

entry	1	2a	Zn	BNP	solvent		temp. (°C)	time (h)	isolated yield (%)	
	(mmol)	(mmol)	(mmol)	(mmol)	MeOH (mL)	CH ₂ Cl ₂ (mL)			3a	4a
1 ^a	0.3	0.6	3.0	-	0.5	0.5	rt	24	19	trace
2	0.3	0.3	3.6	0.36	4.0	2.0	rt	9	41	36
3 ^b	0.3	0.3	3.6	0.36	3.0	-	rt	30	19	16
4	0.3	0.3	3.6	0.36	3.0	-	50	44	26	28
5	0.3	0.3	3.6	0.36	1.0	5.0	rt	25	38	33
6	0.3	0.3	3.6	0.36	1.5	1.5	rt	4	42	19
7	0.3	0.6	3.6	0.36	0.5	0.5	rt	24	24	39
8	0.3	0.6	3.0	0.6	0.5	0.5	rt	12	57	33
9	0.3	0.3	1.5	0.6	0.5	0.5	rt	30	52	13

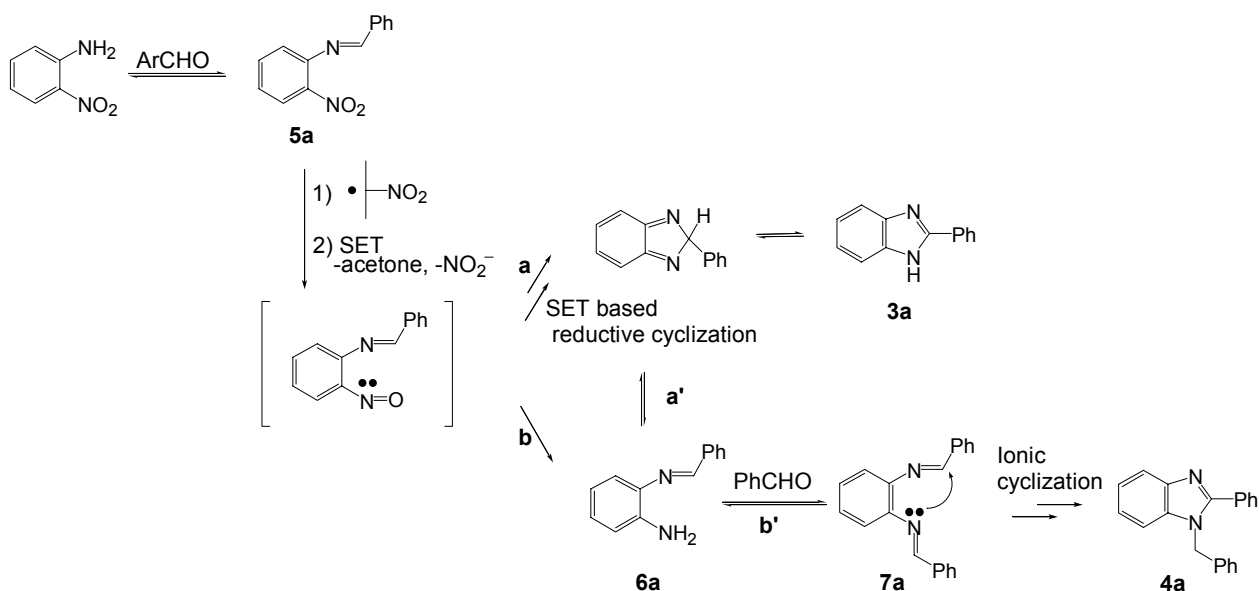
^a80% of **1** was recovered. ^b**1** (49%) and **2** (5%) were recovered.

heterocyclization. The role of BNP is believed to be an electron acceptor due to its low-lying antibonding π -orbital and the utility of BNP has been described by Russell *et al.*⁶ and by us.⁵

To disclose the reaction path and/or the intermediates of the reaction, various control experiments were examined. Our diverse efforts to detect the probable 2-NO₂-Ph-N=CH-Ph intermediate (**5a**) failed probably because of fast reduction by BNP/Zn as well as fast follow-up cyclization toward 2-arylbenzimidazoles. On the other hand, for the reaction in the absence of BNP (Table 1, entry 1), *i.e.* the nitro reduction is slowed down, **5a** (~1%) was detected on GCMS as a possible intermediate. To elucidate amino intermediacy of the reaction, the reaction of 4-NO₂-Ph-CH=N-Ph (1 equiv.) in the presence of BNP (2 equiv.)/Zn (10 equiv.) in MeOH/CH₂Cl₂ (v/v = 1 : 1) at room temperature was tried. After 30 min, the formation of 4-NH₂-Ph-N=CH-Ph (~6%) was observed on GCMS analysis and most of organic materials were consumed within 3 h possibly polymerizing by coupling reaction between amino and imino groups. Smith *et al.* reported coupling reaction of **1** with **2a** in refluxing toluene to afford **5a**.⁷ In addition, the reduction potential of Ph-CH=N-Ph was -1.60 V, while that of nitrobenzene was -1.13 V (0.1 M TBAP/MeOH, working electrode; glassy carbon, scan rate; 60 mV/sec) which strongly supported our observation, *i.e.* nitro group is reduced selectively over the imino group. We also tried to analyze the reaction mixture prior to the reaction [**1** (1 equiv.)/**2a** (2 equiv.)/BNP (2 equiv.)/Zn (10 equiv.) in MeOH/CH₂Cl₂ (v/v = 1/1) at room temperature for 2 h] was completed. In addition to the products **3a** and **4a**, 2-(Ph-CH=N)-Ph-N=CH-Ph (**7a**, ~6%) were detected on GCMS analysis which is another possible

intermediate for the cyclization reaction. Thus, the pathway 1) coupling of **1** with **2a** to form **5a**, 2) nitro group reduction, 3) reductive cyclization seems quite convincing. It seems intramolecular path **a** (or **a'**) and intermolecular path **b** (or **b'**) are competing with each other. When 1,2-diaminobenzene and benzaldehyde (2 equiv.) were reacted in MeOH/CH₂Cl₂ (v/v = 1/1), **3a** and **4a** were obtained in 41 and 47% yields respectively within an hour *via* the competition reaction between path **a'** and **b'** that is quite remarkable also compared to Ochoa's claim. Based on our and other's results, a plausible reaction path is shown in Scheme 1.

Scheme 1

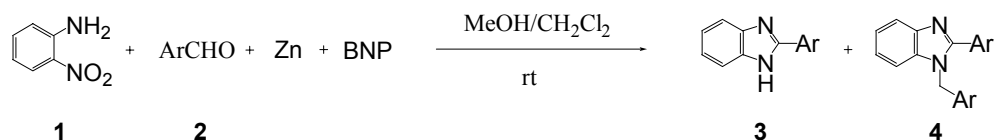


In order to test the possibility of BNP/Zn condition utilization, we examined the reductive intermolecular coupling reaction of 2-nitroaniline with aromatic aldehydes under the optimized conditions. Results are summarized in Table 2. In most cases, good to excellent yields of 2-substituted and 1,2-disubstituted benzimidazoles were obtained easily.

Typical procedure for the reductive intermolecular coupling reaction is as follows. To a stirred solution of 2-nitroaniline (41.4 mg, 0.3 mmol), aldehyde (0.6 mmol) and zinc dust (196 mg, 3.0 mmol) in MeOH (0.5 mL)/CH₂Cl₂ (0.5 mL) was added 2-bromo-2-nitropropane (0.064 mL, 0.6 mmol) at room temperature. The reaction mixture was stirred for a fixed time, and poured into a solution of aqueous 10% NH₄Cl. The mixture was extracted with CH₂Cl₂ (3 × 30 mL). The combined organic extracts were dried over MgSO₄, filtered, and concentrated. The residue was eluted with ethyl acetate/hexane (v/v = 5/95 - 10/90) through the silica gel column to give **3** and **4**. All of synthesized new compounds are fully characterized.⁸ In conclusion, we have established a one-step reaction route for benzimidazole derivative

formation from 2-nitroaniline/aldehydes by using 2-bromo-2-nitropropane and Zn dust under mild conditions.

Table 2. The reactions of 2-nitroaniline/aldehyde (2 equiv.) with BNP (2 equiv.)/Zn (10 equiv.) in MeOH/CH₂Cl₂ (v/v = 1/1) at room temperature^a



entry	ArCHO	time (h)	isolated yield (%)		entry	ArCHO	time (h)	isolated yield (%)	
			3	4				3	4
1		10	57 (3a)	33 (4a)	7		24	26 (3g)	55 (4g)
2		23	19 (3b)	53 (4b)	8		6	35 (3h)	43(4h)
3		12	40 (3c)	59 (4c)	9		40	42 (3i)	19 (4i)
4		24	34 (3d)	57 (4d)*	10		18	36 (3j)	43 (4j)
5		25	40 (3e)	45 (4e)	11		24	44 (3k)	29 (4k)
6		21	41 (3f)	56 (4f)	12		43	-	14 (4l) ^b

^aAll reactions were carried out with 0.3 mmol of 2-nitroaniline. ^b2-Nitroaniline was recovered (75%).

ACKNOWLEDGEMENTS

This work was supported by the Brain Korea 21 Project and partly by Kwangwoon University in the year 2001.

REFERENCES AND NOTES

1. S. O. Podunavac-Kuzmanović, V. M. Leovac, N. U. Perišić-Janjić, J. Rogan, and J. Balaž, *J. Serb. Chem. Soc.*, 1999, **64**, 381.
2. a) E. Alcalde, I. Dinarés, L. Pérez-García, and T. Roca, *Synthesis*, 1992, 395. b) J. M. Kauffman, A. Khalaj, P. T. Litak, J. A. Novinski, and G. S. Bajwa, *J. Heterocycl. Chem.*, 1994, **31**, 957. c) I.-S. H. Lee, E. H. Jeong, and C. K. Lee, *J. Heterocycl. Chem.*, 1996, **33**, 1711. d) C. Ochoa and J. Rodríguez, *J. Heterocycl. Chem.*, 1997, **34**, 1053. e) M. R. Deluca and S. M. Kerwin, *Tetrahedron*, 1997, **53**, 457. f) G. Navarrete-Vázquez, R. Cedillo, A. Hernández-Campos, L. Yépez, F. Herández-Luis, J. Valdez, R. Morales, R. Cortés, M. Hernández, and R.

- Castillo, *Bioorg. Med. Chem. Lett.*, 2001, **11**, 187. g) M. A. Weidner-Wells, K. A. Ohemeng, V. N. Nguyen, S. Fraga-Spano, M. J. Macielag, H. M. Werblood, B. D. Foleno, G. C. Webb, J. F. Barrett, and D. J. Hlasta, *J. Bioorg. Med. Chem. Lett.*, 2001, **11**, 1545.
3. a) R. J. Perry and B. D. Wilson, *J. Org. Chem.*, 1993, **58**, 7016. b) Q. Dang, B. S. Brown, and M. D. Erion, *Tetrahedron Lett.*, 2000, **41**, 6559. c) I. Stein, U. Heywang, A. Putz, and R. Martin, U. S. Patent 5501850, 1996 (*Chem. Abstr.*, 1993, **119**, 233705z).
4. a) W. Baik, T. H. Park, B. H. Kim, and Y. M. Jun, *J. Org. Chem.*, 1995, **60**, 5683. b) B. H. Kim, S. K. Kim, Y. S. Lee, Y. M. Jun, W. Baik, and B. M. Lee, *Tetrahedron Lett.*, 1997, **38**, 8303. c) B. H. Kim, Y. M. Jun, Y. R. Choi, D. B. Lee, and W. Baik, *Heterocycles*, 1998, **48**, 749. d) B. H. Kim, D. B. Lee, D. H. Kim, R. Han, Y. M. Jun, and W. Baik, *Heterocycles*, 2000, **53**, 841.
5. a) B. H. Kim, Y. M. Jun, T. K. Kim, Y. S. Lee, W. Baik, and B. M. Lee, *Heterocycles*, 1997, **45**, 235. b) B. H. Kim, Y. S. Lee, W. Kwon, Y. Jin, J. A. Tark, Y. M. Jun, W. Baik, and B. M. Lee, *Heterocycles*, 1998, **48**, 2581. c) B. H. Kim, T. K. Kim, J. W. Cheong, S. W. Lee, Y. M. Jun, W. Baik, and B. M. Lee, *Heterocycles*, 1999, **51**, 1921. d) B. H. Kim, Y. Jin, R. Han, W. Baik, and B. M. Lee, *Tetrahedron Lett.*, 2000, **41**, 2137, 4244.
6. a) G. A. Russell, M. Jawdosiuk, and M. Makosza, *J. Am. Chem. Soc.*, 1979, **101**, 2355. b) G. A. Russell and A. R. Metcalfe, *J. Am. Chem. Soc.*, 1979, **101**, 2359. c) G. A. Russell and B. Mydryk, *J. Org. Chem.*, 1982, **47**, 1879. d) G. A. Russell and W. Baik, *J. Chem. Soc., Chem. Commun.*, 1988, 196.
7. R. Marshall, D. J. Sears, and D. M. Smith, *J. Chem. Soc., C*, 1970, 2144.
8. **Spectral data for the selected new compounds** : **4g**; white solid, mp 96.5-98.4 °C (hexane), ¹H NMR (300 MHz, CDCl₃) δ 2.23 (s, 3H), 2.30 (s, 3H), 5.35 (s, 2H), 6.80-6.88 (m, 2H), 7.04 (d, 1H, *J* = 7.3 Hz), 7.12-7.27 (m, 6H), 7.32-7.37 (m, 1H), 7.52 (s, 1H), 7.78-7.83 (m, 1H); ¹³C NMR (300 MHz, CDCl₃) δ 154.4, 143.1, 138.8, 138.6, 136.5, 136.2, 130.7, 130.2, 129.9, 128.9, 128.5, 128.5, 126.6, 126.0, 123.1, 122.9, 122.6, 119.9, 110.5, 48.4, 21.5, 21.4; IR (KBr) 3064, 2909, 1608, 1449, 1386, 1250 cm⁻¹; GC-MS *m/z* (rel. intensity) 312 (100, M⁺), 297 (5), 221 (5), 207 (5), 192 (4), 180 (2), 116 (2), 105 (80), 90 (6), 77 (11); HRMS (EI) calcd for C₂₂H₂₀N₂ 312.1626, found 312.1622. Anal. Calcd for C₂₂H₂₀N₂: C, 84.58; H, 6.45; N, 8.97. Found: C, 84.45; H, 6.50; N, 9.04. **4i**; white solid, mp 114.3-115.5 °C (acetone), ¹H NMR (300 MHz, CDCl₃) δ 5.23 (s, 2H), 6.88 (d, 1H, *J* = 6.8 Hz), 7.06 (s, 2H), 7.14-7.35 (m, 6H), 7.38-7.44 (m, 1H), 7.65 (d, 1H, *J* = 1.5 Hz), 7.82 (d, 1H, *J* = 8.1 Hz); ¹³C NMR (300 MHz, CDCl₃) δ 152.5, 143.0, 138.1, 135.9, 135.2, 134.9, 131.6, 130.5, 130.1, 130.0, 129.5, 128.2, 127.0, 126.2, 124.0, 123.6, 123.1, 120.3, 110.4, 47.8; IR (KBr) 3064, 2917, 1596, 1568, 1437, 1363, 1080 cm⁻¹; GC-MS *m/z* (rel. intensity) 352 (91, M⁺), 317 (8), 281 (3), 241 (6), 227 (6), 214 (3), 192 (5), 177 (2), 152 (4), 125 (100), 90 (19), 77 (5); HRMS (EI) calcd for C₂₀H₁₄N₂Cl₂ 352.0534, found 352.0532. Anal. Calcd for C₂₀H₁₄N₂Cl₂: C, 68.00; H, 3.99; N, 7.93. Found: C, 68.05; H, 3.98; N, 7.99.