

**NEW CHIRAL SYNTHESIS OF METHYL AND ALLYL
DISUBSTITUTED BUTYRO LACTONE: A FORMAL SYNTHESIS OF
(-)-NGAIONE**

Katsufumi Suzuki, Kohei Inomata,* and Yasuyuki Endo

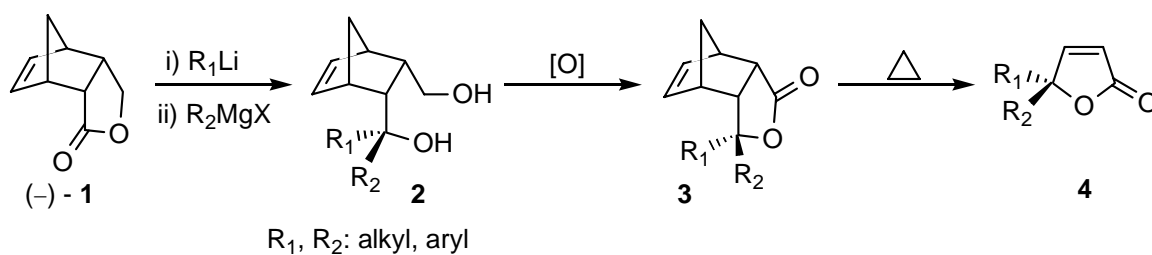
Tohoku Pharmaceutical University, 4-4-1 Komatsushima, Aoba-ku, Sendai
981-8558, Japan, E-mail: inomata@tohoku-pharm.ac.jp

Abstract – A new chiral synthesis of butyrolactone [(–)-**7**] bearing methyl and allyl substituents at the γ -position has been established *via* diastereoselective continuous nucleophilic addition to the chiral tricyclic lactone [(–)-**1**] as the key step. In practice, continuous nucleophilic addition to the tricyclic lactone [(–)-**1**] by using the combination of methyllithium and allylmagnesium bromide proceeded to yield the corresponding diol (**8**) diastereoselectively. After oxidation of **8**, enantiopure methyl and allyl disubstituted butenolide (**10**) was obtained *via* retro-Diels-Alder reaction. Selective 1,4-reduction of **10** afforded the corresponding butyrolactone [(–)-**7**], which is the key intermediate for (–)-ngaione synthesis.

Chiral γ -substituted butenolides (**4**) are known to be useful synthons for the enantiocontrolled construction of a variety of biologically active natural and unnatural compounds.¹ Therefore, chiral synthesis of γ -substituted butenolides has been an ongoing challenge for researchers attempting the organic synthesis of certain substances.^{2,3} We have recently reported enantiocontrolled syntheses of versatile chiral γ -substituted butenolides (**4**), bearing various alkyl and aryl substituents at the γ -position, *via* continuous nucleophilic addition to the tricyclic lactone [(–)-**1**] as the key step.⁴ In that report, nucleophilic addition to (–)-**1** by using the combination of alkyl- or aryllithium (R_1Li) and alkylmagnesium halide (R_2MgX) proceeded to yield the diol (**2**) and to construct the chiral tertiary hydroxyl group diastereoselectively. After oxidation of **2** to the corresponding lactone (**3**), a thermal retro-Diels-Alder reaction of **3** gave the butenolide (**4**) in high yield (Scheme 1). We report here a new application of this methodology to synthesize chiral γ -methyl and γ -allyl disubstituted butyrolactone [(–)-**7**] and to establish a formal synthesis of (–)-ngaione [(–)-**5**].

(–)-Ngaione [(–)-**5**] was first isolated from the essential oil of *Myoporum laetum* (the New Zealand ‘ngaio’ tree) in 1925⁵ and was also identified as a toxic constituent of the stock-poisoning shrub (*Myoporum deserti*).⁶ The absolute configuration of (–)-**5** was confirmed as 1*S*, 4*R* by Sutherland and

co-workers.^{6,7} The antipode of (–)-**5** is known as (+)-ipomeamarone [(+)-**5**], which was isolated from mold-damaged sweet potato (*Ipomea batatas*), and shown to be a phytoalexin.⁸ Kubota elucidated the relative structure of (+)-**5**,⁹ and the absolute configuration was revised to 1*R*, 4*S* by Nakanishi and co-workers (Figure 1).¹⁰



Scheme 1

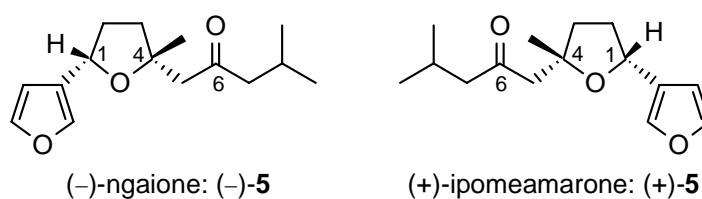
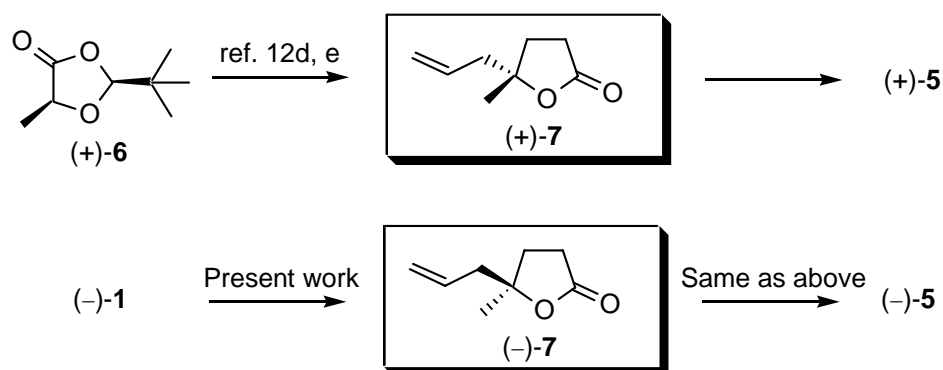


Figure 1

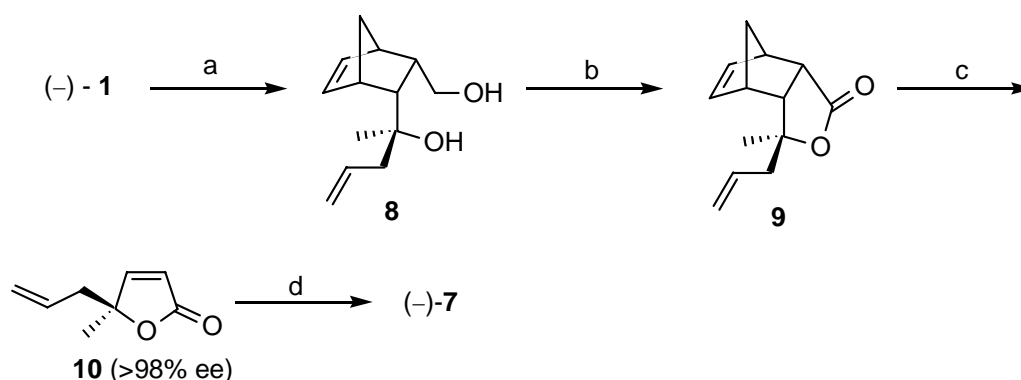
To date, several racemic and chiral syntheses of (+)- and (–)-**5** have been reported.^{11,12} In view of the latent chiral tertiary hydroxyl moiety at C-4 in the central tetrahydrofuran ring of **5**, efficient construction of the chiral tertiary hydroxyl group was expected to be important for the total synthesis of **5**. Indeed, Matsuo and co-workers reported an enantiocontrolled total synthesis of (+)-ipomeamarone [(+)-**5**] via the chiral butyrolactone [(+)-**7**], which included a chiral tertiary hydroxyl moiety and was prepared from the chiral dioxolanone [(+)-**6**], as a key intermediate.^{12d,e} That report suggested that (–)-ngaione [(–)-**5**] might be synthesized from the enantiomeric lactone [(–)-**7**] by using the same methodology. We report here the preparation of (–)-**7** from (–)-**1** by the application of our butenolide synthesis (Scheme 2).

In the present study, optically pure tricyclic lactone [(–)-**1**], prepared from dicyclopentadiene by our established method,¹³ was allowed to react with a stoichiometric amount of methyllithium, and then to react continuously with allylmagnesium bromide in the same flask to furnish the diol (**8**) diastereoselectively as a single product in 81% yield. The observed high diastereoselectivity in this reaction was consistent with the result previously reported by us.⁴ Oxidation of the diol (**8**) with a catalytic amount of tetrapropylammonium perruthenate (TPAP)¹⁴ in the presence of 4-methylmorpholine *N*-oxide (NMO) gave the corresponding lactone (**9**), in 78% yield. A retro-Diels-Alder reaction of **9** in refluxing diphenyl ether¹⁵ (Ph₂O) afforded a corresponding γ -substituted butenolide (**10**) in 76% yield. Optical purity of **10** was determined to be >98% ee by HPLC with a chiral stationary phase.

Chemoselective reduction of the α,β -unsaturated lactone with the combination of DIBALH and copper(I) iodide in THF-HMPA proceeded very cleanly to yield the desired butyrolactone [(-)-7] in 81% yield.¹⁶ The optical rotation value and spectral data of (-)-7 were identical with those of (+)-7 (Scheme 3).^{12e}



Scheme 2



Scheme 3. Reagents and conditions: a. methyllithium, toluene, -78°C , 2 h, then allylmagnesium bromide, $-30^{\circ}\text{C} \sim \text{rt}$, 10 h; b. TPAP, NMO, 4Å molecular sieves, CH_2Cl_2 , $0^{\circ}\text{C} \sim \text{rt}$, 4 h; c. Ph_2O , reflux, 2 h; d. DIBALH, CuI, THF-HMPA (4:1), -78°C , 0.5 h.

In conclusion, we established a new chiral synthesis of the butyrolactone [(-)-7], which is the key intermediate in the total synthesis of (-)-ngaione [(-)-5], from tricyclic lactone [(-)-1] in 4 steps. The antipode [(+)-7] is expected to be synthesized similarly from the enantiomeric lactone [(+)-1], which has already been prepared.¹³ We are also developing a new type of total synthesis of (+)- and (-)-5 on the basis of this work.

EXPERIMENTAL

IR spectra were recorded on a JASCO FT-IR-5000 spectrophotometer. ^1H - and ^{13}C -NMR spectra were recorded on a JEOL-EX-270 (^1H : 270 MHz, ^{13}C : 67.5 MHz) spectrometer. MS spectra were recorded on a JEOL-DX-303 spectrometer. Optical purity was determined using a Waters HPLC 600 instrument

equipped with a chiral stationary phase. Optical rotations were measured with a JASCO DIP-370 digital polarimeter.

(1S)-1-[(2'R, 3'S)-3-Hydroxymethylbicyclo[2.2.1]hept-5-en-2-yl]-1-methylbut-3-en-1-ol (8)

To a stirred solution of lactone [(-)-1] (400 mg, 2.70 mmol) in anhydrous toluene (8.0 mL) was added methyllithium (2.8 mL, 1.0 M in ether, 2.90 mmol) at -78°C . The mixture was stirred for 2 h, then allylmagnesium bromide (8.0 mL, 1.0 M in ether, 8.0 mmol) was added. The mixture was further stirred for 10 h at -30°C to rt. Sat. aq. NH_4Cl was added to the mixture to quench the reaction. The whole mixture was extracted with ethyl acetate (AcOEt). The combined AcOEt layer was washed with sat. aq. NaHCO_3 and brine, then dried over MgSO_4 . The AcOEt layer was evaporated under reduced pressure and the residue was chromatographed (silica gel: 17 g, eluent: AcOEt/hexane = 1:3) to give the diol (**8**) (457 mg, 81%) as a colorless oil.

8: $[\alpha]_{\text{D}}^{20} -6.3^{\circ}$ (c 1.00, CHCl_3). IR (film) : ν 3240 cm^{-1} . ^1H NMR (CDCl_3) δ 1.15 (3H, s), 1.36 (1H, d, $J = 8.1$ Hz), 1.42 (1H, td, $J = 8.1$ Hz, 1.9 Hz), 2.32-2.38 (2H, m), 2.43 (1H, dd, $J = 9.7$ Hz, 2.9 Hz), 2.63-2.67 (1H, m), 2.85 (2H, br s), 2.95 (2H, br s, D_2O exchangeable), 3.71-3.74 (2H, m), 5.13-5.20 (2H, m), 5.89-5.96 (1H, m), 6.15-6.19 (2H, m). ^{13}C NMR (CDCl_3) δ 26.7, 46.1, 47.1, 47.3, 48.6, 50.6, 50.9, 52.5, 64.0, 119.1, 133.7, 134.9, 135.3. EIMS: m/z 208 (M^+), 66 (100 %). HRMS: calcd for $\text{C}_{13}\text{H}_{20}\text{O}_2$ 208.1463. Found 208.1474.

(1R, 2S, 5S, 6R, 7S)-5-Allyl-5-methyl-4-oxatricyclo[5.2.1.0^{2,6}]dec-8-en-3-one (9)

To a stirred suspension of the diol (**8**) (450 mg, 2.20 mmol) and 4Å molecular sieves (1.5 g, crushed and dried, 0.7 g / 1 mmol of substrate) in anhydrous CH_2Cl_2 (20 mL) was added NMO (760 mg, 6.50 mmol) and TPAP (38 mg, 0.10 mmol) at 0°C . Stirring was continued for 4 h at rt, then the mixture was filtered through a Celite pad and the filtrate was extracted with CH_2Cl_2 . The combined organic layer was washed with sat. aq. NaHCO_3 and brine, then dried over MgSO_4 . The mixture was evaporated under reduced pressure and the residue was chromatographed (silica gel: 12 g, eluent: AcOEt/hexane = 1:5) to give the lactone (**9**) (350 mg, 78%) as a colorless oil.

9: $[\alpha]_{\text{D}}^{24} +76.5^{\circ}$ (c 1.90, CHCl_3). IR (film): ν 1758 cm^{-1} . ^1H NMR (CDCl_3) δ 1.34 (3H, s), 1.42 (1H, dt, $J = 8.4$ Hz, 1.5 Hz), 1.62 (1H, dt, $J = 8.4$ Hz, 1.8 Hz), 2.34 (2H, dd, $J = 7.3$ Hz, 1.0 Hz), 2.78 (1H, dd, $J = 8.8$ Hz, 3.8 Hz), 3.00-3.03 (1H, m), 3.23-3.27 (1H, m), 3.38 (1H, dd, $J = 8.9$ Hz, 5.1 Hz), 5.10-5.18 (1H, m), 5.19-5.22 (1H, m), 5.70-5.86 (1H, m), 6.22-6.28 (2H, m). ^{13}C NMR (CDCl_3) δ 22.4, 45.2, 45.5, 49.2, 49.6, 49.7, 52.9, 85.6, 120.3, 134.9, 131.9, 136.1, 177.5. EIMS: m/z 204 (M^+), 97 (100 %). HRMS: calcd for $\text{C}_{13}\text{H}_{16}\text{O}_2$ 204.1150. Found 204.1181.

(5S)-5-Allyl-5-methyl-5H-furan-2-one (10)

Lactone (**9**) (350 mg, 1.70 mmol) in Ph_2O (3.0 mL) was sonicated under bubbling of argon gas for 30 min and then the solution was refluxed for 2 h. The mixture was directly chromatographed (silica gel: 10 g,

eluent: AcOEt/hexane = 1:5) to give the butenolide (**10**) (178 mg, 76%) as a colorless oil. The optical purity of **10** was determined to be >98% ee by HPLC with a chiral stationary phase (Chiralcel OD; eluent: 2-propanol/hexane = 1:9).

10: $[\alpha]_{\text{D}}^{20} +21.3^{\circ}$ (*c* 0.62, CHCl₃). IR (film): ν 1756 cm⁻¹. ¹H NMR (CDCl₃) δ 1.47 (3H, s), 2.50 (2H, d, *J* = 7.4 Hz), 5.08-5.17 (2H, m), 5.60-5.76 (1H, m), 6.03 (1H, d, *J* = 5.6 Hz), 7.35 (1H, d, *J* = 5.6 Hz). ¹³C NMR (CDCl₃) δ 23.3, 40.2, 90.2, 119.7, 121.2, 130.7, 158.8, 173.1. EIMS: *m/z* 138 (M⁺), 41 (100 %). HRMS: calcd for C₈H₁₀O₂ 138.1554. Found 138.1566.

(5*R*)-5-Allyl-5-methyldihydrofuran-2-one [(–)-**7**]

To a stirred suspension of CuI (168 mg, 0.88 mmol) in THF (2.4 mL) and HMPA (0.6 mL) was added DIBALH (0.90 mL, 0.95 M in hexane, 0.88 mmol) at –78 °C. The solution was stirred for 1 h, then the butenolide (**10**) (110 mg, 0.80 mmol) in THF (1.5 mL) was added, and the whole mixture was stirred for 0.5 h at the same temperature. Sat. aq. NH₄Cl was added to the mixture to quench the reaction. This mixture was extracted with ether. The combined organic layer was washed with sat. aq. NaHCO₃ and brine, then dried over MgSO₄. The organic layer was evaporated under reduced pressure and the residue was chromatographed (silica gel: 6 g, eluent: AcOEt/hexane = 1:4) to give the lactone [(–)-**7**] (91 mg, 81%) as a colorless oil.

(–)-**7**: $[\alpha]_{\text{D}}^{21} -3.6^{\circ}$ (*c* 1.0, CH₃OH), lit.,^{12e} $[\alpha]_{\text{D}}^{17} +3.33^{\circ}$ (*c* 1.27, CH₃OH). IR (film): ν 1773 cm⁻¹. ¹H NMR (CDCl₃) δ 1.40 (3H, s), 1.95 (1H, ddd, *J* = 12.9 Hz, 9.1 Hz, 7.4 Hz), 2.16 (1H, ddd, *J* = 12.9 Hz, 8.7 Hz, 8.2 Hz), 2.42 (2H, d, *J* = 7.2 Hz), 2.56-2.63 (2H, m), 5.13-5.20 (2H, m), 5.71-5.87 (1H, m). ¹³C NMR (CDCl₃) δ 26.0, 29.1, 32.1, 45.1, 85.8, 119.5, 131.8, 176.3. EIMS: *m/z* 140 (M⁺), 99 (100 %). HRMS: calcd for C₈H₁₂O₂ 140.0837. Found 140.0834.

REFERENCES

1. (a) Y. S. Rao, *Chem. Rev.*, 1964, **64**, 353. (b) *idem*, 1976, **76**, 625.
2. For examples of syntheses of γ -substituted butenolides, see the following reviews: (a) E. Negishi and M. Kitora, *Tetrahedron*, 1997, **53**, 6707. (b) R. Brückner, *Chem. Commun.*, 2001, 141.
3. For some examples of recent chiral syntheses of γ -substituted butenolides, see: (a) S. F. Martin and O. D. Lopez, *Tetrahedron Lett.*, 1999, **40**, 8949. (b) P. Nakache, E. Ghera, and A. Hassner, *Tetrahedron Lett.*, 2000, **41**, 5583. (c) M. Braun, J. Rahematpura, C. Bühne, and T. C. Paulitz, *Synlett*, 2000, 1070. (d) M. G. M. D'Oca, R. A. Pilli, and I. Vencato, *Tetrahedron Lett.*, 2000, **41**, 9709. (e) S. Ma and S. Wu, *Chem. Commun.*, 2001, 441. (f) S. Ma, Z. Shi, and S. Wu, *Tetrahedron: Asymmetry*, 2001, **12**, 193. (g) H. Rudler, A. Parlier, V. Certal, and J. –C. Frison, *Tetrahedron Lett.*, 2001, **42**, 5235. (h) M. Honzumi and K. Ogasawara, *Tetrahedron Lett.*, 2002, **43**, 1047.
4. (a) K. Suzuki, M. Shoji, E. Kobayashi, and K. Inomata, *Tetrahedron: Asymmetry*, 2001, **12**, 2789. (b)

- K. Suzuki and K. Inomata, *Tetrahedron Lett.*, 2003, **44**, 745.
5. F. H. McDowall, *J. Chem. Soc.*, 1925, **127**, 2200.
 6. B. F. Hegarty, J. R. Kelly, R. J. Park, and M. D. Sutherland, *Aust. J. Chem.*, 1970, **23**, 107.
 7. C. A. Russell and M. D. Sutherland, *ibid.*, 1982, **35**, 1881.
 8. (a) M. Hiura, *Gifu Nosen Gakujitsu Houkoku*, 1943, **50**, 1. (b) H. Watanabe and H. Iwata, *Nippon Nogei Kagaku Kaishi*, 1952, **26**, 180.
 9. T. Kubota, *Tetrahedron*, 1958, **4**, 68.
 10. J. A. Schneider, K. Yoshihara, and K. Nakanishi, *J. Chem. Soc., Chem. Commun.*, 1983, 352.
 11. Racemic synthesis of **5**: (a) T. Kubota and T. Matsuura, *J. Chem. Soc.*, 1958, 3667. (b) L. T. Burka and B. J. Wilson, *J. Org. Chem.*, 1974, **39**, 2212. (c) K. Kondo and M. Matsumoto, *Tetrahedron Lett.*, 1976, 4363. (d) T. Hudlicky and T. C. Lovelace, *Synth. Commun.*, 1990, **20**, 1721.
 12. Chiral synthesis of **5** (a) T. Sugimura, K. Koguro, and A. Tai, *Tetrahedron Lett.*, 1993, **34**, 509. (b) H. Nemoto, T. Tanabe, M. Nagamochi, and K. Fukumoto, *Heterocycles*, 1993, **35**, 707. (c) T. Sugimura and A. Tai, *Tetrahedron*, 1994, **50**, 11647. (d) K. Matsuo and T. Arase, *Chem. Pharm. Bull*, 1995, **43**, 890. (e) K. Matsuo, T. Arase, S. Ishida, and Y. Sakaguchi, *Heterocycles*, 1996, **43**, 1287.
 13. K. Suzuki and K. Inomata, *Synthesis*, 2002, 1819.
 14. S. V. Ley, J. Norman, W. P. Griffith, and S. P. Marsden, *ibid.*, 1994, 639.
 15. S. Takano, M. Moriya, and K. Ogasawara, *Synlett*, 1993, 601.
 16. S. Takano, K. Inomata, and K. Ogasawara, *J. Chem. Soc., Chem. Commun.*, 1992, 169.