

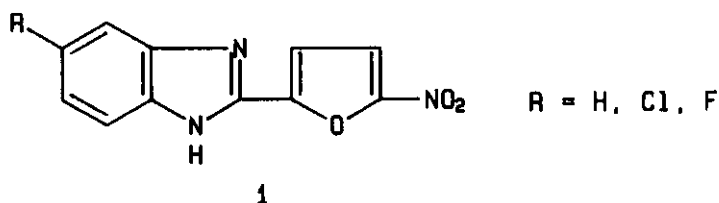
PHOTOCHEMICAL REACTIVITY OF HALOFURAN AND HALOTHIOPHENE
DERIVATIVES WITH BENZIMIDAZOLE

Maurizio D'Auria

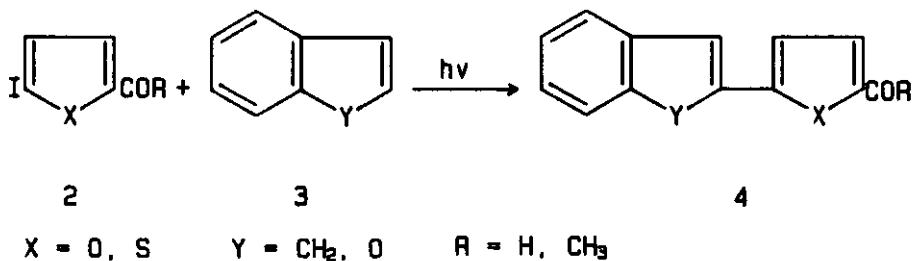
Centro CNR per lo Studio della Chimica delle Sostanze Organiche
Naturali, Dipartimento di Chimica, Università di Roma "La
Sapienza", P.le A. Moro 2, 00185 Roma, Italy

Abstract - A photochemical approach to the synthesis of 5-(4-benzimidazolyl)-2-thiophene and 2-furan derivatives is described.

Recently antileukemic activity against Murine P₃₈₈ of 2-furylbenzimidazoles (**1**) was described:¹ these compounds showed to inhibit the DNA synthesis of P₃₈₈ cells at dose almost coinciding with its DL₅₀.

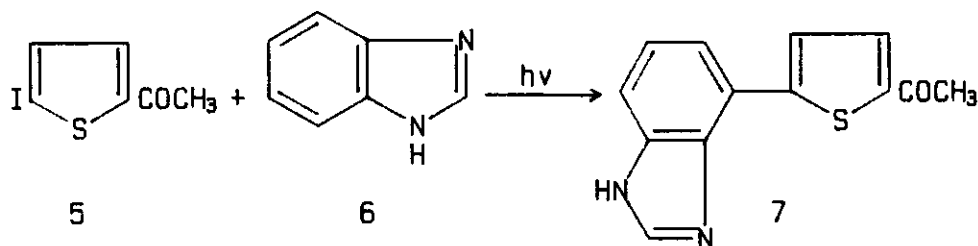


In previous papers we described the photochemical coupling of halofuran and halothiophene derivatives (**2**) with indene and benzofuran (**3**) to give **4**.^{2,3}



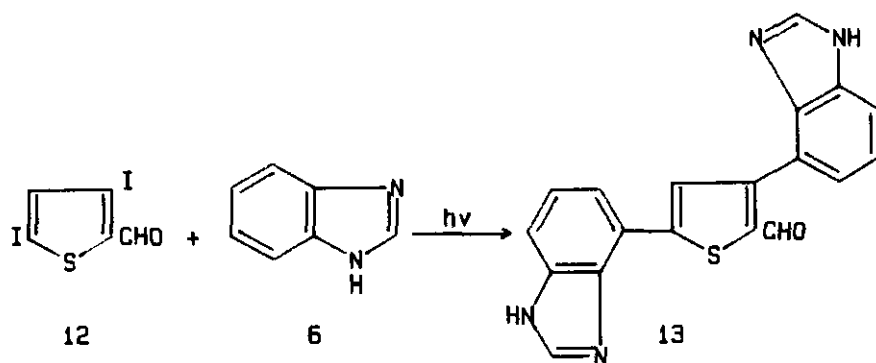
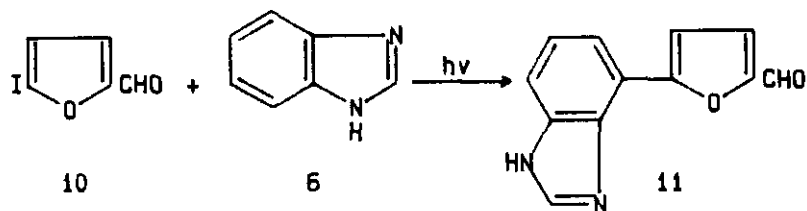
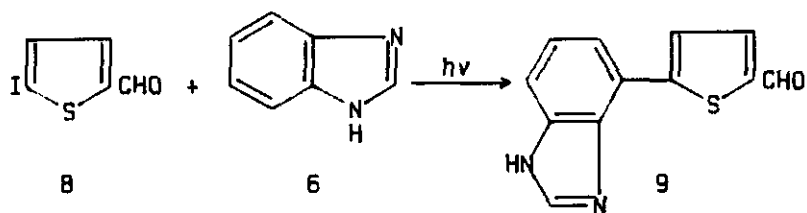
In order to test the capability of the above described photochemical procedure with other benzo-compounds, we carried out the irradiation of halothiophene derivatives with benzimidazole: this reaction could be a new way to synthesize analogues of **1**.

The irradiation of 2-acetyl-5-iodothiophene (**5**) (0.5 g, 2.1 mmol) in the presence of benzimidazole (**6**) (3 g, 25 mmol) in acetonitrile (300 ml) in an immersion apparatus with a 500 W high pressure mercury arc (Helios-Italquartz) surrounded by a Pyrex water-jacket for 6 h gave the product (**7**) (52%).

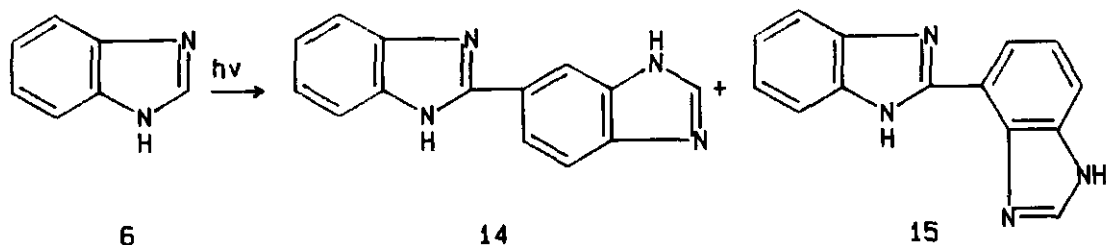


$^1\text{H-Nmr}$ spectrum (CD_3OD) of **7** showed a singlet at δ 8.11 (1 H, N-CH=N), a singlet at δ 7.70 (2 H, thienyl protons), a multiplet at δ 7.51 (2 H, aromatic protons), a doublet of doublet at δ 7.26 (1 H, $J_1 = J_2 = 8$ Hz) and a singlet at δ 2.54 (3 H, COCH_3). These data are in a full agreement with the proposed structure.

This behaviour was confirmed by the reaction of benzimidazole with 5-iodothiophene-2-carbaldehyde (**8**) to give **9** (48%), 5-iodofuran-2-carbaldehyde (**10**) to give **11** (40%), and by the reaction of **6** with 3,5-diodothiophene-2-carbaldehyde (**12**) to give **13** (30%).



It is noteworthy that the only photochemical reaction on benzimidazole is the photodehydodimerization to give 14 and 15.^{4,5}



Our results represents the first report on the photochemical behaviour of benzimidazole in the presence of other molecules. Furthermore, we observed

an enhanced regioselectivity: while **6** attacks benzimidazole both in α and β position, we observed only the formation of the product deriving from α -attack on the benzenic ring of benzimidazole. It is noteworthy that the presence of an aza-group on the pentatomic aromatic ring inhibits the reactivity observed by using indene or benzofuran as substrate. This behaviour can be explained considering that imidazole ring is worse electrondonor molecule than, i.e., furan (see below). On the contrary, we can not explain why α position of benzimidazole is more reactive than β position in these reactions.

The conversion **8** + **6** \longrightarrow **9** can be explained in term of monoelectron transfer process. ΔG value for this type of photochemical events can be evaluated using the Weller equation.⁶ 5-Iodothiophene-2-carbaldehyde shows $E_T = 60 \text{ Kcal mol}^{-1}$ and $E_{1/2}^{\text{Red}} = -0.66 \text{ V}$.³ $E_{1/2}^{\text{Ox}}$ for benzimidazole can be estimated to be 1.45 V (vs. SCE) from the empirical relationship between ionization potential (IP) and $E_{1/2}^{\text{Ox}}$.⁷ IP for benzimidazole is 8.31 eV.⁸ On the basis of these data, a ΔG value of - 0.55 eV is then obtained in agreement with the proposed mechanism.

REFERENCES

1. M. Pedini, G. Alunni Bistocchi, A. Ricci, L. Bastianini, and E. Menconi, 'Proceedings of 1 Congreso Conjunto Hispano-Italiano de Quimica Terapeutica', Granada, 1989, p. 457.
2. M. D'Auria, A. De Mico, and F. D'Onofrio, *Heterocycles*, 1989, **29**, 1331.
3. M. D'Auria, G. Piancatelli, and T. Ferri, *J. Org. Chem.*, 1990, **55**, 4019.
4. E. R. Cole, G. Crank, and A-Salam Sheikh, *Tetrahedron Lett.*, 1973, 2659.
5. E. R. Cole, G. Crank, and A-Salam Sheikh, *Tetrahedron Lett.*, 1973, 2987.
6. J. Mattay, *Synthesis*, 1989, 233.
7. L. L. Miller, G. D. Nordblom, and E. A. Mayeda, *J. Org. Chem.*, 1972, **37**, 916.
8. V. M. Orlov, A. N. Smirnov, and Y. M. Varshavsky, *Tetrahedron Lett.*, 1976, 4377.

Received, 26th March, 1991