

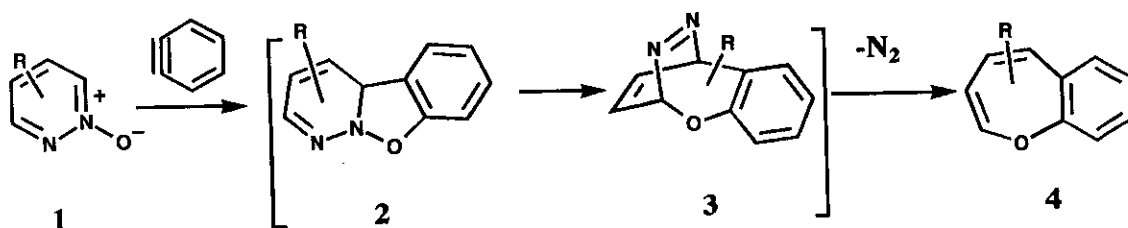
**REACTION OF 1,2,4-TRIAZINE 1-OXIDES WITH BENZYNE :  
FORMATION OF 1,3-BENZOXAZEPINE AND 1,3,5,6-  
BENZOXATRIAZONINE DERIVATIVES**

Naoki Kakusawa, Kazunori Sakamoto, Jyoji Kurita, and Takashi Tsuchiya\*

*Faculty of Pharmaceutical Sciences, Hokuriku University, Kanagawa-machi,  
Kanazawa 920-11, Japan*

**Abstract** - Reaction of the 6-unsubstituted 1,2,4-triazine 1-oxides (**5**) with benzyne gave the 1,3-benzoxazepines (**8**) and / or the 6-(*o*-hydroxyphenyl)-1,2,4-triazines (**10**) *via* the unisolable 1,3-dipolar cycloadducts (**6**), whereas the 6-substituted compound (**12**), 5,6-dimethyl-3-methoxy-1,2,4-triazine 1-oxide, afforded only the relatively stable 1,5-shift product (**15**) derived from the initially formed 1,3-dipolar cycloadduct (**13**). Heating the adduct (**15**) gave the novel 1,3,5,6-benzoxatriazonine derivative (**16**) and 2,3-dimethylbenzofuran (**17**).

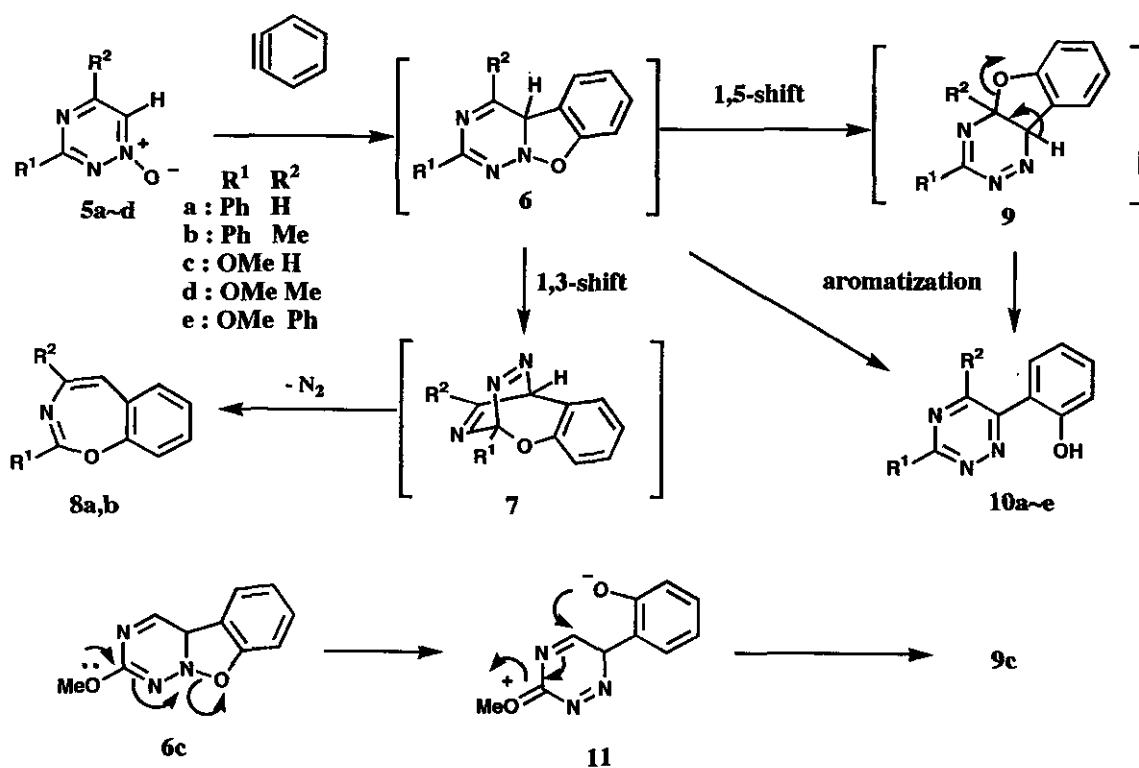
1,3-Dipolar cycloadditions are known in general to form initially five-membered ring adducts, which sometimes undergo further reactions to give a variety of secondary products.<sup>1</sup> We have also found that the 1,3-dipolar cycloaddition of pyridazine *N*-oxides (**1**) with benzyne resulted in the formation of the 1-benzoxepines (**4**) *via* the initially formed unisolable cycloadducts (**2**) and their 1,3-shift intermediates (**3**),<sup>2</sup> and that various benzyne analogues such as pyridynes,<sup>3</sup> quinolynes<sup>3</sup> and didehydrotropones<sup>4</sup> reacted similarly with **1** to give the corresponding novel fused oxepines. These results prompted us to examine the reaction of benzyne with 1,2,4-triazine 1-oxides instead of pyridazine *N*-oxides (**1**). We report here the formation of 1,3-benzoxazepines and a novel nine-membered 1,3,5,6-oxatriazonine ring compound. Although many synthetic routes to fully unsaturated monocyclic 1,3-oxazepines are known, only two routes to 1,3-benzoxazepines have been reported. They are based on the photochemical rearrangement with



**Scheme 1**

ring expansion of isoquinoline *N*-oxides<sup>5</sup> or by the intramolecular aza-Wittig reaction of the iminophosphoranes derived from *o*-acyloxiazidocinnamates.<sup>6</sup>

Treatment of the 6-unsubstituted 3-phenyl-1,2,4-triazine 1-oxides (**5a,b**)<sup>7</sup> with a large excess of benzyne, generated *in situ* from anthranilic acid by diazotization with isoamyl nitrite in tetrahydrofuran in the presence of a catalytic amount of trifluoroacetic acid, gave the expected 1,3-benzoxazepines (**8a,b**)<sup>8</sup> in 15~20% yields, together with the 6-(*o*-hydroxyphenyl)-1,2,4-triazines (**10a,b**) in 30~40% yields.<sup>9</sup> Whereas the 3-methoxy-1,2,4-triazine 1-oxides (**5c~e**),<sup>10</sup> upon treatment with benzyne, afforded only the phenolic compounds (**10c~e**) in 40~50% yields without any 1,3-benzoxazepines.

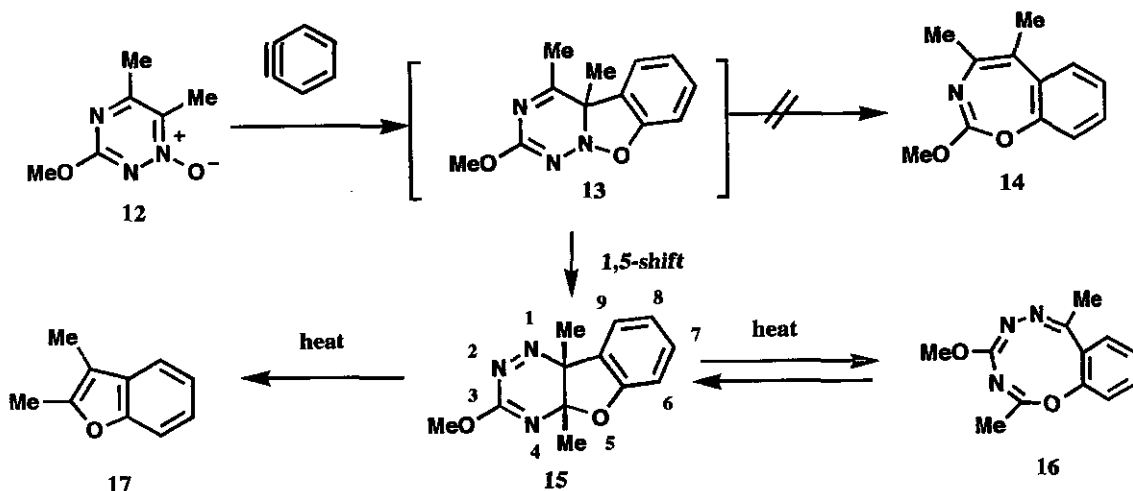


Scheme 2

A possible mechanism for the reactions is shown in Scheme 2. The 1,3-dipolar cycloadducts (**6**) initially formed may undergo N-O bond fission followed by competing 1,3- and 1,5-shift, and the aromatization with extrusion of the 6-proton. The 1,3-shift leads to the 1,3-benzoxazepines (**8**) via the intermediates (**7**), by analogy with the case of pyridazine *N*-oxides (**1**).<sup>2-4</sup> In the case of the methoxy compounds (**6c~e**), the 1,5-shift predominates to form the rearrangement intermediates (**9**), thus the oxazepines (**8c~e**) can not be

obtained. The electron-donating methoxy group may provide assistance for the formation of the 1,5-shift intermediates (**9**) by the actions illustrated in the structures (**6c**) and (**11**) in Scheme 2. The phenolic products (**10**) would be derived from either intermediates (**6**) or (**9**) by the aromatization.

Based on these results, next, we examined the reaction of benzyne with 3-methoxy-5,6-dimethyl-1,2,4-triazine 1-oxide (**12**), expecting that the absence of triazine ring proton could prevent the formation of the 1,3-adduct (**13**) from such aromatization. As expected, the 1,5-shift from the initially formed cycloadduct (**13**) took place predominantly to afford the shift product (**15**) in *ca.* 30% yield as the sole isolable compound,<sup>11</sup> and neither the benzoxazepine (**14**) nor phenolic compounds could be obtained.



Scheme 3

Heating the tricyclic compound (**15**) in refluxing toluene for 2.5 h gave a novel nine-membered ring compound (**16**), 2,7-dimethyl-4-methoxy-1,3,5,6-benzoxatriazonine,<sup>12</sup> and 2,3-dimethylbenzofuran (**17**) in 49% and 10% yields, respectively as well as the starting **15** (30% yield). All of the ring double bonds of the new ring system (**16**) were found to have *cis*-configuration by X-ray crystallographic analysis,<sup>13</sup> indicating that this ring-opening proceeds in the disrotatory fashion. It should be noted that on further heating in refluxing toluene, the isolated oxatriazonine (**16**) reverted to the tricyclic compound (**15**) (*ca.* 30% yield) along with the benzofuran (**17**) (9% yield) and the starting (**16**) (55% yield), showing that **15** and **16** exist in thermal equilibrium. The benzofuran (**17**) may be formed from **15** by extrusion of nitrogen and a nitrile moiety.

The reaction of 1,2,4-triazine 1-oxides with benzyne is concluded to offer us a variety of products including a novel heterocyclic ring compound, thus the similar reactions of other triazine *N*-oxides are now under investigation.

## REFERENCES AND NOTES

1. R. Huisgen, *Angew. Chem., Int. Ed. Engl.*, 1963, **2**, 565, 633 ; B. Stanovinic, *Tetrahedron*, 1991, **47**, 2925.
2. H. Igeta, H. Arai, H. Hasegawa, and T. Tsuchiya, *Chem. Pharm. Bull.*, 1975, **23**, 2791.
3. J. Kurita, N. Kakusawa, S. Yasuike, and T. Tsuchiya, *Heterocycles*, 1990, **31**, 1937.
4. N. Kakusawa, M. Imamura, J. Kurita, and T. Tsuchiya, *Heterocycles*, 1994, **38**, 957.
5. G. G. Spence, E. C. Taylor, and O. Buchardt, *Chem. Rev.*, 1970, **70**, 231 ; F. Bellamy and J. Streith, *Heterocycles*, 1976, **4**, 1391 ; A. Albini and M. Alpegiani, *Chem. Rev.*, 1984, **84**, 43.
6. J. Kurita, T. Iwata, S. Yasuike, and T. Tsuchiya, *J. Chem. Soc., Chem. Commun.*, 1992, 81.
7. Compounds (**5a,b**) were obtained by *m*-chloroperbenzoic acid oxidation of the corresponding 3-phenyl-1,2,4-triazines [M. O'Rourke, S. A. Lang, Jr., and E. Cohen, *J. Med. Chem.*, 1977, **20**, 723]. Details about this oxidation will be described in a full paper.
8. O. Buchardt, C. Lohse, A. M. Duffield, and C. Djerassi, *Tetrahedron Lett.*, 1967, 2741.
9. Satisfactory elemental analyses and spectroscopic data were obtained for all new compounds reported.  
**10a** : Yellow needles, mp 185~187 °C ; **10b** : yellow needles, mp 228~230 °C ; **10c** : colorless needles, mp 116~118 °C ; **10d** : yellow needles, mp 165~167 °C ; **10e** : yellow needles, mp 172~173 °C.
10. W. W. Paudler and T. K. Chen, *J. Org. Chem.*, 1971, **36**, 787.
11. **15** : Orange needles, mp 82~85 °C. <sup>1</sup>H-Nmr (CDCl<sub>3</sub>) δ : 1.53 (3H, s, 9b-Me), 1.84 (3H, s, 4a-Me), 3.95 (3H, s, 3-MeO), 6.81~7.41 (4H, m, Ar-H). <sup>13</sup>C-Nmr (CDCl<sub>3</sub>) δ : 156.1 (s, 3-C), 148.9 (s, 5a-C), 130.0 (d, 9-C), 129.3 (s, 9a-C), 124.7 (d, 7-C), 121.7 (d, 8-C), 110.4 (d, 6-C), 94.1 (s, 4a-C), 74.6 (s, 9b-C), 54.9 (q, 3-MeO), 24.2 and 21.2 (q, 9b- and 4a-Me).
12. **16** : Colorless prisms, mp 150~152 °C. <sup>1</sup>H-Nmr (CDCl<sub>3</sub>) δ : 2.20 (3H, s, 2-Me), 2.40 (3H, s, 7-Me), 3.26 (3H, s, 4-MeO), 6.92~7.46 (4H, m, Ar-H). <sup>13</sup>C-Nmr (CDCl<sub>3</sub>) δ : 158.0 (s, 4-C), 155.1 (s, 2-C), 146.6 (s, 7-C), 146.3 (s, 11a-C), 130.6 (s, 7a-C), 129.8 (d, 8-C), 127.4 (d, 10-C), 125.9 (d, 9-C), 120.7 (d, 11-C), 54.0 (q, 4-MeO), 23.3 (q, 7-Me), 22.3 (q, 2-Me).
13. We thank Dr. Fumiyuki Kiuchi and Prof. Yoshinori Tsuda, Kanazawa University, for performing X-ray crystallographic analysis. Detail X-ray crystallographic data for the nine-membered ring (**16**) will be published in a full paper.

Received, 14th June, 1996