

THE SYNTHESIS OF JAPONINE<sup>†</sup>

Pietro Venturella, Aurora Bellino, Franco Piozzi<sup>\*</sup>, and M. Luisa Marino

Institute of Organic Chemistry, University of Palermo  
20, via Archirafi - 90123 Palermo (Italy)

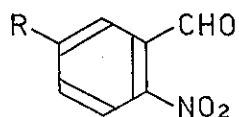
The total synthesis of japonine [I] is described. Methylation of the 3-hydroxy-4-quinolones [II] and [III] with methyl iodide in N,N-dimethylformamide afforded 3-methoxy-1-methyl-4-quinolones, whereas treatment with methyl p-toluenesulphonate or diazomethane gave 3,4-dimethoxyquinolines.

The alkaloid japonine isolated<sup>1</sup> from Orixa japonica Thunb. (Rutaceae) was assigned, mainly on the basis of spectroscopic data, the structure [I] of 3,6-dimethoxy-1-methyl-2-phenyl-4-quinolone, with the unusual oxygen function at C-3. We report here the first total synthesis of japonine.

The preparation of the key intermediate [II] was undertaken following the scheme proposed<sup>2</sup> for the homologous 3-hydroxy-2-phenyl-4-quinolone [III]. 5-Hydroxy-2-nitrobenzaldehyde<sup>3</sup> [IV] was methylated with dimethyl sulphate<sup>4</sup> to give 5-methoxy-2-nitrobenzaldehyde [V], mp 83-84° (lit.<sup>5</sup>, 82-83°).

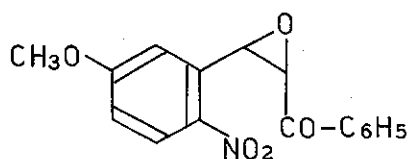
This product was subjected to Darzens condensation<sup>6</sup>. To a solu-

tion of [V] (1.81 g) and phenacyl bromide (1.99 g) in methanol (10 ml), a solution of sodium (0.54 g) in methanol (6 ml) was added dropwise at 12° under stirring; the collected precipitate gave the epoxide [VI] (2.5 g, 60% yield), mp 149-150° (from EtOH); uv (EtOH)  $\lambda_{\max}$  (log  $\epsilon$ ) 246 nm (4.59), 304 (4.25); ir (nujol) 1675 (C=O), 1580 and 1325 (C-NO<sub>2</sub>), 1227 and 890 cm<sup>-1</sup> (epoxide); nmr (60 MHz, CDCl<sub>3</sub>)  $\delta$  3.89 (s, OCH<sub>3</sub>), 4.15 (d, J 2.3 Hz), 4.61 (d, J 2.3 Hz).

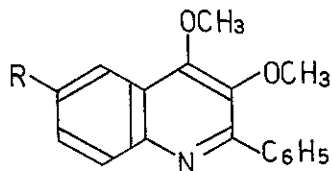


[IV] R = OH

[V] R = OCH<sub>3</sub>

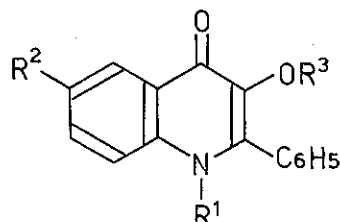


[VI]



[VIII] R = H

[XI] R = OCH<sub>3</sub>



[I] R<sup>1</sup> = R<sup>3</sup> = CH<sub>3</sub> ; R<sup>2</sup> = OCH<sub>3</sub>

[II] R<sup>1</sup> = R<sup>3</sup> = H ; R<sup>2</sup> = OCH<sub>3</sub>

[III] R<sup>1</sup> = R<sup>2</sup> = R<sup>3</sup> = H

[VII] R<sup>1</sup> = OH ; R<sup>2</sup> = OCH<sub>3</sub> ; R<sup>3</sup> = H

[IX] R<sup>1</sup> = R<sup>3</sup> = CH<sub>3</sub> ; R<sup>2</sup> = H

[X] R<sup>1</sup> = CH<sub>3</sub> ; R<sup>2</sup> = R<sup>3</sup> = H

Acid cleavage<sup>2</sup> of the epoxide [VI] (2.99 g) was performed in anhydrous tetrahydrofuran (75 ml) saturated with hydrogen chloride gas and containing hydroquinone (1.4 g); the solution was left at 15° for 20 hr. The residue after evaporation of the solvent was washed with ether and then treated with aqueous methanol solution: 1,3-dihydroxy-6-methoxy-2-phenyl-4-quinolone [VII] (1.1 g, 40% yield) was obtained as yellow prisms, mp 294-296° (from EtOH); uv (EtOH)  $\lambda_{\max}$  265 (3.38), 321 (3.78), 367 nm (3.84); ir (nujol) 3350  $\text{cm}^{-1}$  (OH); nmr (60 MHz, DMSO- $d_6$ )  $\delta$  3.85 (s, OCH<sub>3</sub>), 7.32 (dd,  $J_o$  9.0 Hz,  $J_m$  3.0 Hz, 7-H), 7.60 (d,  $J_m$  3.0 Hz, 5-H), 7.82 (d,  $J_o$  9.0 Hz, 8-H), 7.50 (s, C<sub>6</sub>H<sub>5</sub>).

The reduction<sup>2</sup> of [VII] to [II] was achieved by refluxing a mixture of [VII] (2.83 g), sodium dithionite (6 g), ethanol (120 ml) and water (40 ml) for 1 hr; after filtration of the hot solution, the solvent was evaporated and the residue was washed with water to give 3-hydroxy-6-methoxy-2-phenyl-4-quinolone [II] (1.9 g, 70% yield), mp 310-312° (from EtOH), m/e 267 (M<sup>+</sup>); uv (EtOH)  $\lambda_{\max}$  264 (4.30), 322 (3.72), 363 nm (3.74); ir (nujol) 3350 (OH), 3125  $\text{cm}^{-1}$  (NH); nmr (60 MHz, DMSO- $d_6$ )  $\delta$  3.85 (s, OCH<sub>3</sub>), 11.50 (OH).

Methylation was tested on 3-hydroxy-2-phenyl-4-quinolone<sup>2</sup> at first. Treatment of [III] (100 mg) with methyl p-toluenesulphonate (1 g) in dioxane (15 ml) under reflux for 30 hr was carried out, and followed by evaporation, extraction with ether and washing with 10% sodium hydroxide solution. The resulting alkaline solution yielded unreacted [III] (30 mg) by acidification, whereas the ethereal solution gave only 3,4-dimethoxy-2-phenyl-quinoline [VIII] (60 mg), mp 62-64° (from cyclohexane); uv (EtOH)  $\lambda_{\max}$  249 (4.35), 288 (3.42), 318 nm (3.20); nmr (60 MHz, CDCl<sub>3</sub>)  $\delta$  3.62 (s, OCH<sub>3</sub> at C-3), 4.20 (s, OCH<sub>3</sub> at C-4)<sup>7</sup>.

N-Methylation was performed by reaction with methyl iodide and

potassium hydroxide in dimethylformamide<sup>7</sup>. To a solution of [III] (450 mg) in dimethylformamide (20 ml) powdered potassium hydroxide (1.5 g) was added and then methyl iodide (3 ml) was dropped at 0° under careful stirring. After stirring for 2 hr at 20°, the solution was heated at 60° for 1 hr. The solvent was evaporated and the residue taken up with water; the insoluble 3-methoxy-1-methyl-2-phenyl-4-quinolone [IX] (300 mg, 60% yield) was collected, mp 222-224° (from EtOH); uv (EtOH)  $\lambda_{\max}$  (log  $\epsilon$ ) 251 (4.39), 338 (3.85), 346 nm (3.92); ir (nujol) 1612 and 1580  $\text{cm}^{-1}$  (CO-NH); m/e 265 ( $\text{M}^+$ ); nmr (60 MHz,  $\text{CDCl}_3$ )  $\delta$  3.50 (s,  $\text{OCH}_3$ ), 3.62 (s,  $\text{NCH}_3$ ), 7.25-7.8 (8 aromatic protons), 8.60 (m, 5-H).

On the contrary, [IX] was not obtained by treatment of [III] with diazomethane in methanol-ether solution, but unreacted [III], the quinoline [VIII] and a trace of 3-hydroxy-1-methyl-2-phenyl-4-quinolone [X] were isolated. Product [X] has mp 242-243 (decomp.); uv (EtOH)  $\lambda_{\max}$  252, 342, 357 nm; nmr (60 MHz,  $\text{CDCl}_3$ )  $\delta$  3.70 (s,  $\text{NCH}_3$ ).

The treatment of [III] with diazomethane in tert.butanol solution at -10° also gave the quinoline [VIII] and unreacted [III].

On the basis of these experiments, the quinolone [II] was methylated with methyl iodide in dimethylformamide solution in the presence of potassium hydroxide. Treatment of [II] (100 mg) as described above for [III] gave a residue which was taken up with 10% sodium hydroxide solution and extracted with ethyl acetate. Evaporation of the solvent yielded a residue which was chromatographed on silica gel column. Elution with benzene yielded 20 mg of 3,4,6-trimethoxy-2-phenyl-quinoline [XI], mp 94-95° (from cyclohexane); uv (EtOH)  $\lambda_{\max}$  (log  $\epsilon$ ) 254 (4.23), 332 nm (3.30); nmr (60 MHz,  $\text{CDCl}_3$ )  $\delta$  3.67 (s,  $\text{OCH}_3$  at C-3), 3.95 (s,  $\text{OCH}_3$  at C-6), 4.20 (s,  $\text{OCH}_3$  at C-4). Elution with benzene-ethyl acetate (1:1)

gave 75 mg of 3,6-dimethoxy-1-methyl-2-phenyl-4-quinolone [I], mp 142-143° (from benzene or from methanol-ether), identical with japonine (lit.<sup>1</sup>, mp 143°); uv (EtOH)  $\lambda_{\text{max}}$  (log  $\epsilon$ ) 252 (4.25), 342 (sh, 3.83) 357 nm (4.02); m/e 295 ( $M^+$ ), 294, 280, 276, 264, 252<sup>1</sup>; nmr (100 MHz,  $\text{CDCl}_3$ )  $\delta$  3.41 (s,  $\text{OCH}_3$  at C-3), 3.58 (s,  $\text{NCH}_3$ ), 3.87 (s,  $\text{OCH}_3$  at C-6)<sup>1</sup>.

Methylation of [II] with methyl p-toluenesulphonate gave only the quinoline [XI] in 30% yield. Treatment of [II] with diazomethane in methanol-ether solution gave [XI] in 40% yield and a trace of japonine.

The structure proposed<sup>1</sup> for japonine is therefore confirmed. All the new products gave satisfactory elemental analyses.

This work was supported by the National Research Council (C. N.R.), Roma.

#### REFERENCES

- <sup>+</sup> The present paper is Part VIII in the series of "Synthesis of Quinoline Alkaloids". For Part VI, lit.<sup>8</sup>, and Part VII, lit.<sup>7</sup>.
1. Ha-Huy-Ke, M.Luckner, and J.Reisch, Phytochemistry, 1970, 9, 2199.
  2. T.W.M.Spence and G.Tennant, J.Chem.Soc.(C), 1971, 3712.
  3. Available from Ega-Chemie.
  4. R.N.Icke, C.E.Redemann, B.B.Wisegarver, and G.A.Alles, Org. Synth., 1949, 29, 64.
  5. F.Tiemann and R.Ludwig, Ber., 1882, 15, 2055.
  6. N.H.Cromwell and R.A.Setterquist, J.Amer.Chem.Soc., 1954, 76, 5752.

7. P.Venturella, A.Bellino, and F.Piozzi, Heterocycles, 1975, 3, 367.
8. P.Venturella, A.Bellino, and F.Piozzi, Gazz.Chim.Ital., 1974, 104, 297.

Received, 15th March, 1976