

APPLICATION OF ENAMINE PHOTOCYCLISATION
TO
A TOTAL SYNTHESIS OF (±)-CRYPTAUSTOLINE

Ichiya Ninomiya^{*}, Junko Yasui, and Toshiko Kiguchi

Kobe Women's College of Pharmacy
Motoyamakita, Higashinada, Kobe 658, Japan

(±)-Cryptaustoline (1) was synthesised by the route including enamine photocyclisation.

Dibenzopyrrocoline alkaloids, cryptaustoline (1) and cryptowoline (2), were isolated from the bark of *Cryptocarya* plants¹ and have been synthesised by applying the benzyne cyclisation².

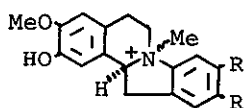
During the course of our study on the application of photocyclisation of nitrogen containing unsaturated systems, we found that the enamine photocyclisation, which was first developed by Chapman³, could apply to the synthesis of dibenzopyrrocoline skeleton. We now report a new total synthesis of (±)-cryptaustoline (1) by applying the enamine photocyclisation.

First we investigated the stability of the enamine (6) and a possibility of the photocyclisation by using the compound (6a) which was prepared as follows; the phenylacetanilide (3a) [ν max 3400 (NH), 1680 (NCO) cm^{-1}], which was readily prepared by acylation of aniline with 3,4-dimethoxyphenylacetyl chloride in 90 % yield, was reduced with LiAlH_4 to afford the sec-amine (4a) [ν max 3400 (NH) cm^{-1}] in 94 % yield which was then acetylated to yield the corresponding N-acetate (5a) [ν max 1650 (NCO) cm^{-1}].

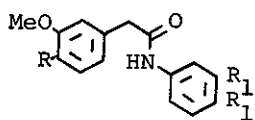
The Bischler-Napieralski reaction of the N-acetate (5a) proceeded smoothly to yield the 1-methylene-2-phenyltetrahydroisoquinoline (6a) quantitatively, which was unstable particularly to moisture, thus forming the ring-opened acetophenone. The spectral data of the enamine (6a) [ν max 1550 (NC=C) cm^{-1} , δ 7.48-6.52 (9H, m, arom. and olefin. H)] established its structure.

Irradiation of an ethereal solution (0.001-0.002 M) of the enamine (6a) with a high pressure mercury lamp at room temperature afforded a mixture of photocyclised products (7a and 8a) in 10 and 20 % yields respectively, of which the latter product (8a)⁴ was readily converted into the former (7a) upon treatment with Sn-HCl . The structures of photoproducts were solidly established from their n.m.r. spectra [(7a), δ 6.67 (1H, s, 1-H), 6.50 (1H, s, 4-H), 4.85 (1H, br dd, $J=8$ and 4.5Hz, 12a-H); (8a), δ 7.23 (1H, s, 1-H), 6.73 (2H, s, 4- and 12-H)].

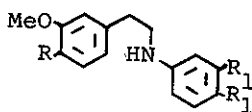
With the results obtained from the preliminary experiment, we next carried out total synthesis of cryptaustoline (1),



- (1) R=MeO cryptaustoline
 (2) R=OCH₂O cryptowoline



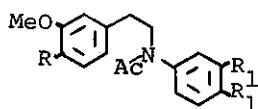
(3a, b, c)



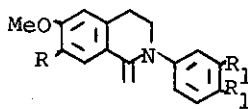
(4a, b, c)

(3, 4, 5, 6)

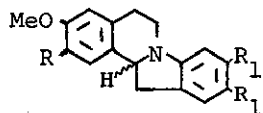
- a : R=MeO R₁=H
 b : R=PhCH₂O R₁=MeO
 c : R=iPrO R₁=MeO



(5a, b, c)

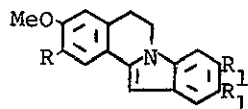


(6a, b, c)



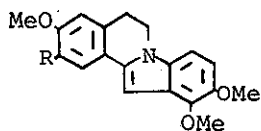
(7a, b)

- a : R=MeO R₁=H
 b : R=HO R₁=MeO



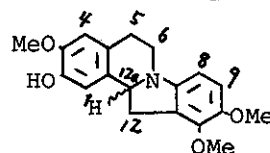
(8a, b, c)

- a : R=MeO R₁=H
 b : R=HO R₁=MeO
 c : R=iPrO R₁=MeO



(9a, b, c)

- a : R=PhCH₂O
 b : R=HO
 c : R=iPrO



(10)

in which the protection of a hydroxy group became a crucial problem to overcome for a total synthesis.

First we employed a benzyl as its protective group as in the enamine (6b) which was readily prepared from the corresponding N-phenethylaniline (4b) [ν max 3400 (NH) cm^{-1}] as above.

Irradiation of an ethereal solution of the enamine (6b) [ν max 1550 (NC=C) cm^{-1}] afforded a mixture of two types of photocyclised products (8b, 9a and 9b) in 1, 8 and 1 % yields, respectively, depending on the direction of cyclisation. Their structures were deduced mainly from their spectral data [(8b), ν max 3550 (OH), 1550 (NC=C) cm^{-1} , δ 7.28, 7.09, 6.81, 6.74, 6.63 (each 1H, s, 1-, 4-, 8-, 11-, and 12-H), 5.60 (1H, s, OH); (9a), ν max 1550 (NC=C) cm^{-1} , δ 7.32, 6.80, 6.73 (each 1H, s, 1-, 4-, and 12-H), 6.94 (2H, s, 8- and 9-H), 5.22 (2H, s, $-\text{CH}_2\text{Ph}$); (9b), ν max 3550 (OH), 1550 (NC=C) cm^{-1} , δ 7.36, 6.83, 6.78 (each 1H, s, 1-, 4-, and 12-H), 6.97 (2H, s, 8- and 9-H), 5.60 (1H, br s, OH)].

Reduction of the dehydrogenated photoproduct (9a) with Sn-HCl in 95 % EtOH brought about spontaneous debenylation to afford the dibenzopyrrocoline (10) in 90 % yield, which showed the following spectral data [ν max 3550 (OH) cm^{-1} , δ 6.78 (1H, s, 1-H), 6.69, 6.29 (each 1H, d, $J=8\text{Hz}$, 8- and 9-H), 6.49 (1H, s, 4-H), 5.58 (1H, br s, OH), 4.80 (1H, dd, $J=8.5$ and 4Hz , 12a-H)].

The dibenzopyrrocoline (10) was converted into the corresponding quaternary salt (methyl iodide), m.p. 184-187°, which was not identical with cryptaustoline^{2a}, therefore, established the structure (10).

Due to poor yields of the photocyclisation, we next carried out the experiment with the compound having an isopropyl group as the protection of a hydroxy group.

The phenylacetanilide (3c) [ν max 3400 (NH), 1670 (NCO) cm^{-1}] was reduced with NaBH_4 -AcOH in THF⁵ to afford the sec-amine (4c) [ν max 3400 (NH) cm^{-1}], which was then acetylated to give the N-acetate (5c) [ν max 1640 (NCO) cm^{-1}].

The Bischler-Napieralski reaction of the N-acetate (5c) proceeded smoothly to afford the enamine (6c) in 87 % yield [ν max 1560 (NC=C) cm^{-1}].

Irradiation of an ethereal solution of the enamine (6c) yielded a mixture of two types of the dehydrogenated photoproducts (8c and 9c) in 12 and 11 % yields respectively, depending on different directions of cyclisation. Their structures were deduced from their spectral data [(8c), m.p. 160-161°, ν max 1550 (NC=C) cm^{-1} , δ 7.27, 7.11, 6.84, 6.79, 6.65 (each 1H, 1-, 4-, 8-, 11-, and 12-H), 4.62 (1H, septet, $J=6\text{Hz}$, Me_2CH), 1.40 (6H, d, $J=6\text{Hz}$, Me_2CH); (9c), m.p. 148-149°, ν max 1550 (NC=C) cm^{-1} , δ 7.33 (1H, s, 1-H), 6.97, (2H, s, 8- and 9-H), 6.82, 6.78 (each 1H, s, 4- and 12-H), 4.62 (1H, septet, $J=6\text{Hz}$, Me_2CH), 1.39 (6H, d, $J=6\text{Hz}$, Me_2CH)].

Removal of the protective group of the photocyclised product (8c) was readily achieved by treatment with 48% HBr in AcOH⁶ upon heating for 1.5 hr without damaging any methoxy groups present, thus yielding the hydroxydehydrodibenzopyrrocoline (8b) in 61 % yield. Reduction with Sn-HCl in 95% EtOH converted the dehydrodibenzopyrrocoline (8b) into the dibenzopyrrocoline (7b) quantitatively, which was further converted into the corresponding methyl

iodide (1), m.p. 255-256° (lit.^{2a} 260°). The identity of the quaternary salt (1) with racemic cryptaustoline furnished a new total synthesis of the dibenzopyrrocoline alkaloids and proved a usefulness of enamine photocyclisation.

ACKNOWLEDGEMENT

The authors are grateful to Professor T. Kametani for the authentic specimen of racemic cryptaustoline.

REFERENCES

- * Unless otherwise mentioned, i.r. spectra were measured in chloroform and n.m.r. in deuteriochloroform with tetramethylsilane as internal standard.
- 1 J. Ewing, G. K. Hughes, E. Ritchie, and W. C. Taylor, Nature, 1952, 169, 618.
 - 2 a) T. Kametani and K. Ogasawara, J. Chem. Soc. (C), 1967, 2208.
b) F. Benington and R. D. Morin, J. Org. Chem., 1967, 32, 1050.
c) S. V. Kessar, S. Batra, U. K. Nadir, and S. S. Gandhi, Ind. J. Chem., 1975, 13, 1109.
 - 3 O. L. Chapman, G. L. Eian, A. Bloom, and J. Clardy, J. Amer. Chem. Soc., 1971, 93, 2918.
 - 4 S. Sugasawa and K. Mizukami, Pharm. Bull. (Tokyo), 1955, 3, 42.
 - 5 N. Umino, T. Iwakuma, and N. Itoh, Tetrahedron Letters, 1976, 763, and 2875.
 - 6 J. P. Gillespie, L. G. Amoros, and F. R. Stermitz, J. Org. Chem., 1974, 39, 3239.

Received, 5th August, 1977