

PARTIAL SYNTHESIS OF BALOXINE

Catherine Caron^{*}, Louissette Le Men-Olivier^{*}, Michel Plat^{**} and Jean Lévy^{*}

^{*} ERA au CNRS n°319, Faculté de Pharmacie, 51 rue Cognacq-Jay, 51096 REIMS CEDEX FRANCE

^{**} ERA au CNRS n°317, Faculté de Pharmacie, 92290 CHATENAY MALABRY FRANCE

Abstract - Baloxine 1 (19S-hydroxy 14-oxo vincadifformine) was obtained from vindolinine 2.

The structure of baloxine 1, an alkaloid of the leaves of *Melodinus balansae* Baill. has been inferred from its spectroscopic properties (1), except for the configuration of C(19). It seemed obvious to prepare baloxine (19-hydroxy 14-oxo vincadifformine) through hydroboration-oxidation (*via* 2,3,4) and further transformation of a suitable precursor.

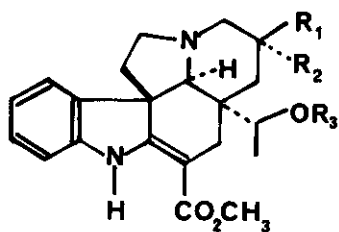
Vindolinine 2 was transformed (5,6) into 19 R- and 19 S-hydroxytabersonine 3 and 4 of known structure and configuration, the respective tetrahydropyranyl derivatives of which were prepared: 5 and 6. 5 as well as 6 were shown (NMR) to be a diastereoisomeric mixture due to the tetrahydropyranyl substituent.

Hydroboration of 5 - 1) $\text{Et}_3\text{O}^+\text{BF}_4^-$; 2) NaBH_4 , THF - followed by oxidation (H_2O_2 , NaOH) yielded only an untractable mixture, while 6 gave under these conditions results similar to those gained with tabersonine (3): a mixture of two derivatives was thus obtained (72%). Their mass spectra (M^+ -454) spectroscopic data and further transformations showed them to be the stereoisomeric alcohols 7a and 7b.

Oxidation of the mixture of 7a and 7b under Albright and Goldman's conditions (DMSO , Ac_2O) (7) yielded (60%) the ketone 9, I.R. CHCl_3 1730, 1680, 1610 cm^{-1} , M^+ -452, S.M. m/z 238 (100%), 214 (85%), 138 (75%) plus the methylthiomethyl derivatives 8a,b (M^+ -514) as by-products (12%).

Finally, hydrolysis ($\text{HCl-H}_2\text{O-EtOH}$, .05:.05:1, 5 minutes) of 9 gave 19S-hydroxy 14-oxo vincadifformine 1 (60%) (α_D = -120° (CHCl_3 , $c=0.1$); I.R. CHCl_3 : 3450, 1735, 1680, 1610 cm^{-1} ; S.M. : m/z 368 (M^+), 350, 323, 214, 154 (100%); N.M.R. : 1.01 (d, 3H, C(18)-H₃); 3.75 (s, 3H, COOCH₃).

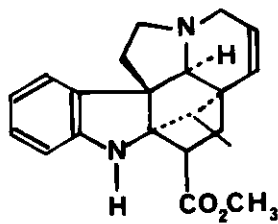
Its U.V., I.R. and mass spectra were superimposable with those of baloxine. Baloxine is thus shown to be 19S-hydroxy 14-oxo vincadifformine (8).



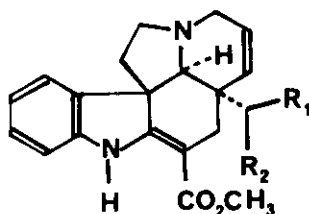
1

R₁ R₂ R₃

<u>1</u>		=0	THP
<u>7a</u>	H	OH	THP
<u>7b</u>	OH	H	THP
<u>8a</u>	H	H ₃ C-O-S-	THP
<u>8b</u>	H ₃ C-O-S-	H	THP
<u>9</u>		=0	THP

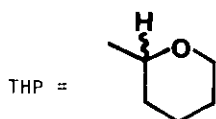


2



3

	R ₁	R ₂	
<u>3</u>	CH ₃	OH	(19R)
<u>4</u>	OH	CH ₃	(19S)
<u>5</u>	CH ₃	OTHP	(19R)
<u>6</u>	OTHP	CH ₃	(19S)



REFERENCES AND NOTE

1. M.H.Mehri, M.Koch, M.Plat and P.Potier, Bull.Soc.Chim.Fr., 1972, 3291.
2. G.Lukacs, M. de Bellefon, L.Le Men-Olivier, J.Lévy and J.Le Men, Tetrahedron Letters, 1974, 487.
3. C.Caron-Sigaut, L.Le Men-Olivier, G.Hugel, J.Lévy and J.Le Men, Tetrahedron, 1979, 35, 957.
4. C.Caron-Sigaut, Thèse de Doctorat d'Etat, Reims, 1980.
5. P.Rasoanaivo, N.Langlois and P.Potier, Tetrahedron Letters, 1974, 3669.
6. N.Langlois and R.Z.Andriamialisoa, J.Org.Chem., 1979, 44, 2468.
7. J.D.Albright and L.Goldmann, J.Am.Chem.Soc., 1967, 89, 2416.
8. This work was initiated by the late Professor J.Le Men.

Received, 23th December, 1980