

AN ASYMMETRIC SYNTHESIS FOR THE SYNTHETIC β -LACTAM INTERMEDIATE
OF THIENAMYCIN VIA ISOXAZOLINE DERIVATIVE

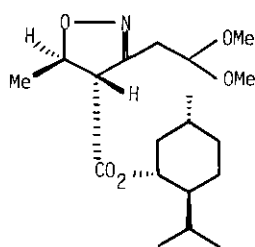
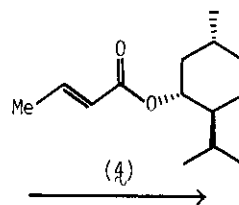
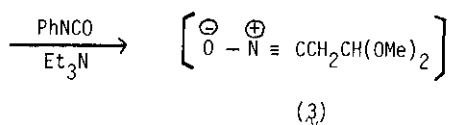
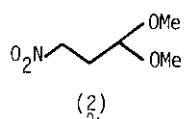
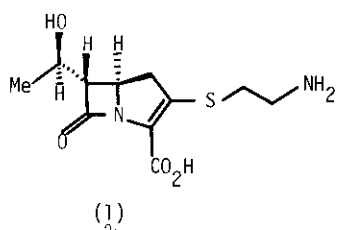
Tetsuji Kametani*, Takayasu Nagahara, and Masataka Ihara
Pharmaceutical Institute, Tohoku University, Aobayama, Sendai 980,
Japan

Abstract — An asymmetric synthesis for the synthetic intermediate to thienamycin was examined via an isoxazoline derivative prepared by 1,3-dipolar cycloaddition between the nitrile oxide and menthyl crotonate. 3(R)-[1'(S)-Hydroxyethyl]-4(S)-(2',2'-dimethoxyethyl)-2-azetidinone (**6B**) and its derivative (**9B**) showed a positive Cotton effect at 214 ~ 213 nm in the cd spectra, respectively.

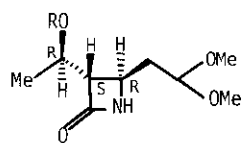
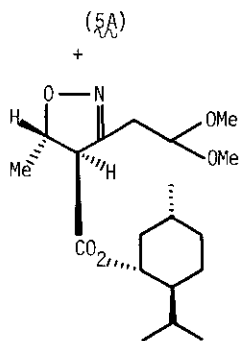
Recently we have developed the efficient synthesis of thienamycin (**1**)¹, a potent and broad spectral antibiotic, through an isoxazoline derivative.²⁻⁴ In continuation of this work, we further investigated an asymmetric synthesis of the antibiotic utilizing the isoxazoline strategy and wish to report here our interesting findings. 1,3-Dipolar cycloaddition of the nitrile oxide (**3**), generated in situ from 3-nitropropanal dimethyl acetal (**2**), and menthyl crotonate (**4**)⁵ in benzene at 4°C for 6 days produced an epimeric mixture of trans-isoxazolines (**5A** and **5B**), $[\alpha]_D^{20} - 58.9^\circ$ (c = 0.76, MeOH), in 40.3 % yield along with the corresponding cis-isoxazolines in 7.3 % yield and the regio isomers in 24.8 % yield. There was no sign for separation of the two isomers (**5A** and **5B**) by silica gel column and thin layer chromatographies using various solvent systems. The ratio of the two epimers was not estimated by nmr spectroscopy because no resolved signal based on diastereoisomeric properties was observed in the 100 MHz nmr spectrum (CDCl₃).

The mixture of trans-isomers (**5A** and **5B**) was converted into the enantiomeric mixture of β -lactams (**6A** and **6B**), $cd[\theta]_{214}^{25} + 2.357 \times 10^3$ (MeOH), in 26.9 % overall yield by the established method,³ namely catalytic hydrogenation with Adams catalyst, silylation, cyclization with ethylmagnesium bromide, and deprotection.

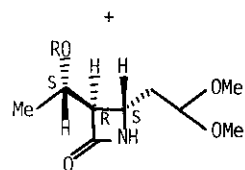
The ratio of enantiomers (**6A** and **6B**) was determined by the transformation into two



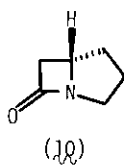
- 1) H₂, PtO₂, AcOH
- 2) Me₃SiCl, Et₃N
- 3) EtMgBr
- 4) aq. NH₄Cl



- (6A) R=H
- (7A) R=CO^SCH(OMe)Ph
- (8A) R=CO^SCF₃(OMe)Ph
- (9A) R=CO₂PNB



- (6B) R=H
- (7B) R=CO^SCH(OMe)Ph
- (8B) R=CO^SCF₃(OMe)Ph
- (9B) R=CO₂PNB



types of diastereoisomeric esters as follows by applying Mosher's nmr configuration-correlation method.⁶ Reaction of the mixture (δA and δB) with (S)-(+)- α -methylmandelyl chloride in the presence of dimethylaminopyridine gave the diastereoisomeric esters (λA and λB). The signals due to methyls of the hydroxyethyl groups resonated at 1.27 and 1.41 ppm in the ratio of 2 : 3 as doublet with $J = 6.4$ Hz and the signals due to hydrogens at C_3 -position were observed at 2.95 and 2.79 ppm in the ratio of 2 : 3 as double doublet with $J = 8.6$ and 2.3, and $J = 9.3$ and 2.3 Hz, respectively. The Mosher's model predicts that the signal due to the methyl group of (1'R)-(S)-isomer (λA) would appear at higher field than that of (1'S)-(S)-isomer (λB), while the hydrogen at C_3 -position of λA would resonate at lower field than that of λB . Thus the above observation indicated that the product was about 20 % enantiomeric excess (ee) of the (1'S)-isomer (δB). Furthermore the nmr spectrum of the mixture of esters (βA and βB), which was prepared by the reaction with (S)-(-)- α -trifluoromethyl- α -methoxyphenylacetyl chloride, showed signals due to the methyl groups at 1.42 and 1.52 ppm in the ratio of 29 : 21 as doublet with $J = 6.4$ Hz; this result also suggested about 16 % ee of the (1'S)-isomer.

The circular dichroism (cd) of (5S)-1-carbapenam (λQ) exhibited a negative Cotton effect at 231 nm⁷ and this observation was consistent with the prediction by calculation using semiempirical Extended Hückel and CNDO wave functions.⁸ On the other hand, the mixture (δA and δB) exhibited a positive Cotton effect at 214 nm as shown above, which would be attributed to the chirality at the C_4 position of the (1'S, 3R, 4S)-isomer (δB), since the *p*-nitrobenzyloxycarbonyl-protected compounds (ρA and ρB) derived from the mixture (δA and δB), showed a positive Cotton effect, $[\theta]_{213}^{25} + 2.891 \times 10^3$ (MeOH). It is noteworthy that monocyclic β -lactams alkylated at C_4 position have a reverse Cotton effect in contrast with the 1-carbapenam.

ACKNOWLEDGEMENTS

We thank Dr. N. Kobayashi of this institute of Tohoku University for cd measurements.

REFERENCES

1. G. Albers-Schönberg, B. H. Arison, O. D. Hensens, J. Hirshfield, K. Hoogsteen, E. A. Kaczka, R. E. Rhodes, J. S. Kahan, F. M. Kahan, R. W. Ratcliffe, E. Walton, L. J. Ruswinkle, R. B. Morison, and B. G. Christensen, J. Amer. Chem. Soc., 1978, 100, 6491; T. N. Salzmann, R. W. Ratcliffe, B. G. Christensen, and F. A. Bouffard, J. Amer. Chem. Soc., 1980, 102, 6161 and references cited therein.
2. T. Kametani, S.-P. Huang, S. Yokohama, Y. Suzuki, and M. Ihara, J. Amer. Chem. Soc., 1980, 102, 2060.
3. T. Kametani, T. Nagahara, Y. Suzuki, S. Yokohama, S.-P. Huang, and M. Ihara, Heterocycles, 1980, 14, 403; Tetrahedron, in press.
4. T. Kametani, S.-P. Huang, T. Nagahara, and M. Ihara, Heterocycles, 1980, 14, 1305; J. C. S. Perkin I, in press.
5. H. Ruppe, Annalen, 1903, 327, 157.
6. J. A. Dale, D. L. Dull, and H. S. Mosher, J. Org. Chem., 1969, 34, 2543; J. A. Dale and H. S. Mosher, J. Amer. Chem. Soc., 1973, 95, 512; G. R. Sullivan, J. A. Dale, and H. S. Mosher, J. Org. Chem., 1973, 38, 2143.
7. R. Busson and H. Vanderhaeghe, J. Org. Chem., 1978, 43, 4438.
8. D. B. Boyd, J. P. Riehl, and F. S. Richardson, Tetrahedron, 1979, 35, 1499.

Received, 17th February, 1981