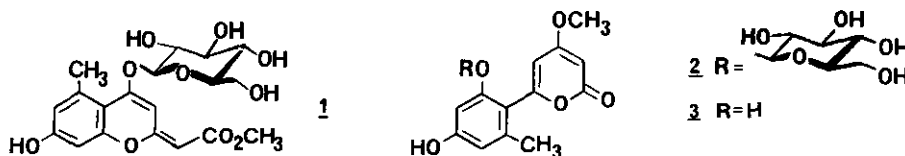


## BIOMIMETIC FIRST SYNTHESIS OF THE ALOENIN AGLYCON

Gerhard Bringmann\* and Stephan Schneider  
 Organisch-Chemisches Institut der Universität  
 Orléansring 23, D-4400 Münster, W.-Germany

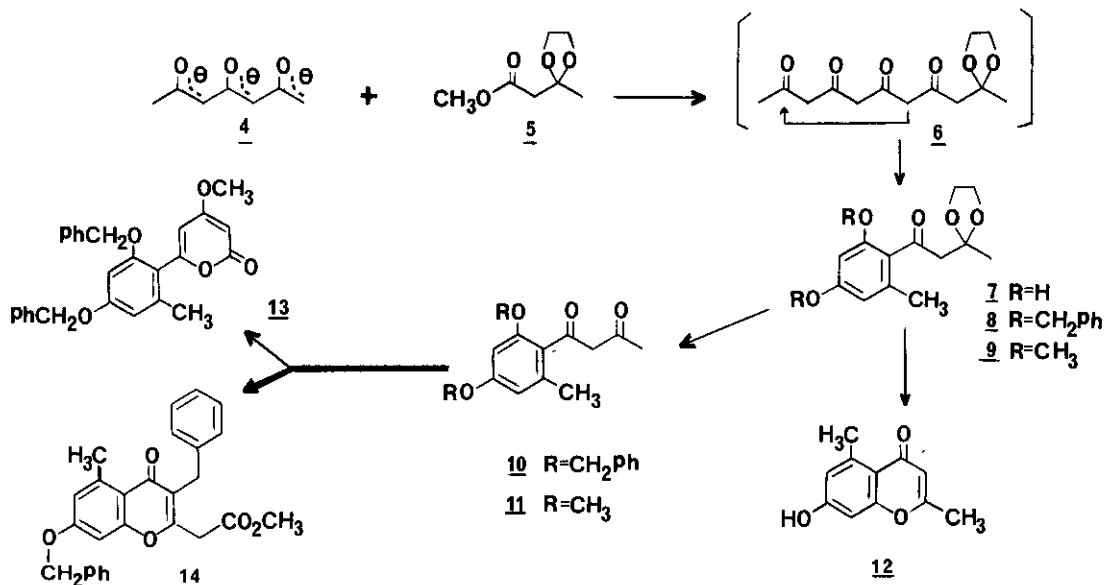
**Abstract:** Two approaches to the aglycon (**3**) of the biologically active bitter glucoside aloenin (**2**) are described. Especially the second synthesis, closely paralleling its biogenesis, provides a short and efficient first preparative access to this 2-pyrone.

*Aloe arborescens* var. *natalensis*, a plant frequently used in folk remedies, contains a bitter glucoside named aloenin, which shows inhibitory activity on the gastric juice secretion of rats<sup>1)</sup>. The structure of aloenin, originally formulated as chromene **1** by different groups<sup>2,3)</sup>, could recently be revised by Suga et al.<sup>1)</sup> to be 2-pyrone **2**.



Feeding experiments have shown **2** to be biosynthesised via the acetate malonate pathway<sup>4)</sup>. Its aglycon (**3**), which has been reported to occur in the plant as well<sup>3)</sup>, was found to be the direct biogenetic precursor to **2**. We now wish to describe the first synthesis of **3** by mild biomimetic cyclization reactions of  $\beta$ -polycarbonyl compounds.

Our first concept of synthesising **3** consisted in building up a  $\beta$ -polyketone chain like **6**, which, compared with the skeleton of the natural product, lacked one C-atom that was supposed to be introduced later by a carboxylation reaction, thus avoiding to handle labile  $\beta$ -ketoesters over too many steps.

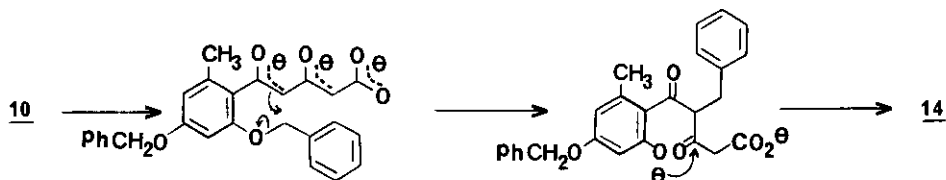


Condensation of the trianion of diacetylacetone (**4**)<sup>5)</sup> with ester **5** (-25°C, THF), followed by controlled work-up conditions (aqueous treatment of the evaporated reaction mixture, neutralization to pH 6, freeze drying and subsequent filtration over silica-gel) led directly to the resorcinol **7** [30 %; mp. 103°C;  $\nu_{\max}$  (KBr) 3270, 1605, 1585 cm<sup>-1</sup>;  $\delta_{\text{H}}$  (CDCl<sub>3</sub>) 1.52 (3 H, s), 2.55 (3 H, s), 3.32 (2 H, s), 3.89 - 4.00 (4 H, m), 6.23 (2 H, s)], apparently via the novel monoketalized  $\beta$ -pentaketone **6**. The corresponding dibenzyl ether (**8**) [mp. 82 - 83°C;  $\nu_{\max}$  (KBr) 1690 cm<sup>-1</sup>,  $\delta_{\text{H}}$  (CDCl<sub>3</sub>) 5.02 (2 H, s), 5.04 (2 H, s), 6.43 (2 H, s)] could be deketalized (HCl/H<sub>2</sub>O/acetone, 25°C) quantitatively to the diketone **10** [mp. 83°C;  $\nu_{\max}$  (CCl<sub>4</sub>) 1595, 1155 cm<sup>-1</sup>;  $\delta_{\text{H}}$  (CDCl<sub>3</sub>) 2.09 (3 H, s), 2.32 (3 H, s), 5.76 (0.9 H, s) 6.45 (2 H, s)].

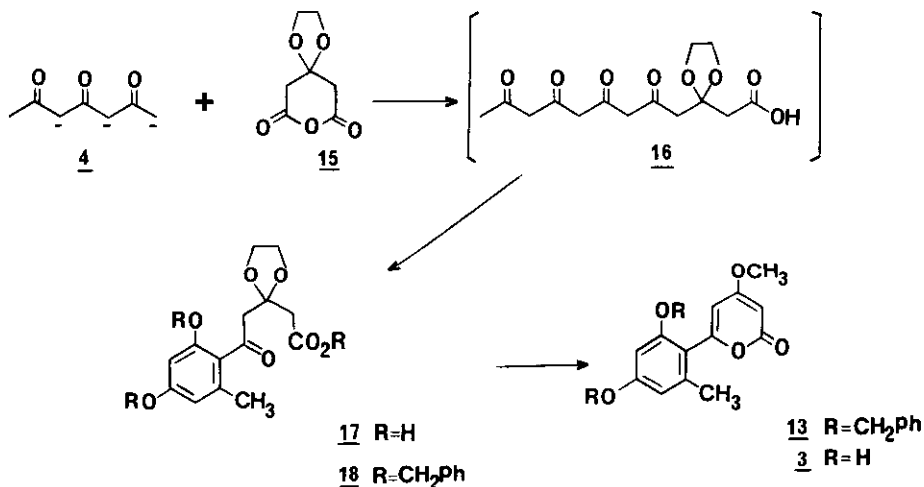
Similarly, from dimethyl ether **9** [mp. 54°C] **11** could be obtained, a known chemical degradation product from aloenin (**2**) [mp. 72 - 73°C, lit.<sup>1)</sup> 72 - 73°C] thus confirming the structure **7**. Under the same conditions **7** itself gave the chromone **12** [mp. 257 - 260°C, lit.<sup>3)</sup> 257 - 260°C, lit.<sup>1)</sup> 244 - 245°C], a major metabolic product of aloenin (**2**) in rats<sup>6)</sup>, showing the necessity of protecting the phenolic functions prior to deketalization.

Carboxylation of the dilithio salt of **10** (LDA, THF, 0°C), followed by treatment with acetic anhydride to close the pyrone ring and subsequent reaction with diazo-

methane - though successfully performed with dimethylether 11<sup>1)</sup> - gave only minute amounts of the desired 2-pyrone 13 besides the main product 14 [28 %, mp. 144°C;  $\nu_{\max}$  (CCl<sub>4</sub>) 1743, 1716, 1615, 1145 cm<sup>-1</sup>;  $\delta_{\text{H}}$  (CDCl<sub>3</sub>) 2.49 (3 H, s), 3.52 (2 H, s), 3.64 (3 H, s), 4.17 (2 H, s), 5.11 (2 H, s), 6.73 and 6.95 (2 d,  $J$  = 2.1 Hz, 1 H each); analyzes for C<sub>27</sub>H<sub>24</sub>O<sub>5</sub>·1/2 H<sub>2</sub>O], which obviously arises from benzyl migration from the phenolic position into the side chain, thus allowing 4-pyrone formation to occur:



Though some 2-pyrone 13 could be obtained by this route, the lability of the benzyl protecting group<sup>7)</sup> led us to avoid the carboxylation conditions by introducing the carboxyl-C-atom from the very beginning despite the greater polyfunctionality of the expected intermediates:



Condensation of diacetylacetone (4) now with the cyclic anhydride 15 delivered the intermediate monoketalized  $\beta$ -pentaketoacid 16, which under similar work-up conditions as above cyclized quite selectively to resorcinol 17, isolated as its tribenzyl derivate (18) [21 % overall; amorphous;  $\nu_{\max}$  (CCl<sub>4</sub>) 1735, 1685 cm<sup>-1</sup>;  $\delta_{\text{H}}$  (CDCl<sub>3</sub>) 2.23 (3 H, s), 2.99 (2 H, s), 3.44 (2 H, s), 3.71 - 3.89 (4 H, m), 4.99 (2 H, s), 5.02 (2 H, s), 5.08 (2 H, s), 6.41 (2 H, s), 7.30 - 7.40 (15 H, m)].

Deketalization of 18 did not occur under standard conditions, whereas at elevated temperature decarboxylation to 10 was observed. Upon attempted saponification of the benzyl ester 18 with methanolic KOH prior to deketalization we directly obtained the protected aglycon 13 [(53 %; amorphous;  $\nu_{\max}$  (CCl<sub>4</sub>) 1727, 1640, 1600 cm<sup>-1</sup>;  $\delta_{\text{H}}$  (CDCl<sub>3</sub>) 2.27 (3 H, s), 3.83 (3 H, s), 5.03 (4 H, s), 5.51 and 6.03 (1 H each, 2 d,  $\underline{J}$  = 2.3 Hz), 6.43 and 6.46 (1 H each, 2 d,  $\underline{J}$  = 2.3 Hz)] instead, thus performing several formal steps in one batch. The synthesis could now easily be accomplished by hydrogenolytic debenzoylation to the aloenin aglycon (3) [98 %; mp. 212 - 213°C, lit.<sup>1)</sup> 213 - 214°C, lit.<sup>3)</sup> 201°C], which in all analytical and spectroscopic respects corresponded to the given structure and to the published data of the natural product.

The latter described short reaction sequence, which confirms the revised structure of aloenin (2), constitutes the first biomimetic synthesis of a "non-decarboxylated hexaketide"<sup>8)</sup>. It allows the facile preparation of larger amounts of 3 and of structural analogues for glycosidation reactions and for (eventual) biological evaluation. The successive, highly regioselective cyclization reactions of the minimally protected pentaketoacid 16 *in vitro* provide valuable informations about the probable detailed course *in vivo*.

#### ACKNOWLEDGEMENTS

This work was supported by the Deutsche Forschungsgemeinschaft.

#### REFERENCES AND FOOTNOTES

- 1) T. Hirata and T. Suga, Bull. Chem. Soc. Jpn. 51, 842 (1978)
- 2) T. Suga, T. Hirata and M. Odan, Chem. Lett. 1972, 547
- 3) K. Makino, A. Yagi and I. Nishioka, Chem. Pharm. Bull. 21, 149 (1973)
- 4) T. Suga and Hirata, Bull. Chem. Soc. Jpn. 51, 872 (1978)
- 5) T. M. Harris, G. P. Murphy and A. J. Poje, J. Am. Chem. Soc. 98, 7733 (1976)
- 6) T. Hirata, S. Sakano and T. Suga, Experientia 37, 1252 (1981)
- 7) Similar experiences were made by:  
T. M. Harris and J. V. Hay, J. Am. Chem. Soc. 99, 1631 (1977)
- 8) The molecular moieties of ancistrocladeine, which consists of two "decarboxylated hexaketide" parts, have recently been biomimetically synthesised:  
G. Bringmann, Angew. Chem. 94, 205 (1982), *ibid.* Int. Ed. Engl. 21, 200 (1982)  
G. Bringmann, Tetrahedron Lett. in press

Received, 6th May, 1982