

HETEROCYCLES, Vol. 91, No. 12, 2015, pp. 2306 - 2314. © 2015 The Japan Institute of Heterocyclic Chemistry
Received, 17th September, 2015, Accepted, 2nd November, 2015, Published online, 25th November, 2015
DOI: 10.3987/COM-15-13326

HIGHLY CHEMOSELECTIVE SYNTHESIS OF BENZIMIDAZOLES IN SC(OTf)₃-CATALYZED SYSTEM

Liyan Fan,* Lulu Kong, and Wen Chen

Department of chemistry, Tongji University, 1239 Siping Road, Shanghai, 200092, China; E-mail: fanly@tongji.edu.cn

Abstract – The present researches elicit a simple, green and efficient method for the synthesis of substituted benzimidazoles through the coupling of *o*-phenylenediamines with aldehydes catalyzed by Sc(OTf)₃ in ethanol, which obtains high chemoselectivity and excellent yield of many biologically active 1,2-disubstituted and 2-substituted benzimidazoles respectively and are also environment friendly.

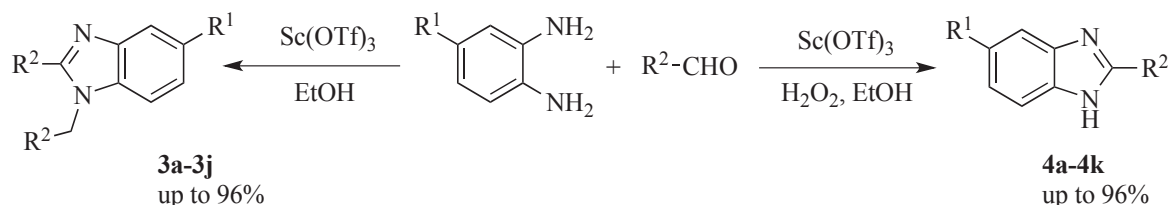
INTRODUCTION

Nitrogen-containing heterocyclic compounds have attracted considerable attention¹ owing to their potential involvement as key component for various pharmacological activities.² Among the various heteroaromatic compounds, benzimidazoles exhibit antiviral, antiseptic, antihypertensive and anticancer properties.³ They are important intermediates in many pharmaceutical synthesis cases, such as drugs for the treatment of obesity⁴ and hypertension.⁵

Diverse synthetic methodologies available for the synthesis of benzimidazoles have been developed,⁶ with the most common method involving the treatment of *o*-phenylenediamines with either carboxylic acids⁷ or their derivatives (nitriles,⁸ aldehydes⁹ or alcohols¹⁰) catalyzed by Lewis acids,¹¹ ionic liquids,¹² nanosized material¹³ and Zeolite.¹⁴ Although the reaction was efficiently promoted by the above conditions, some of these methods suffer from some degree of disadvantages. One of the major limitation to benzimidazoles is that some show poor selectivity, which results in the formation of two compounds (the mixture of 2-substituted and 1,2-disubstituted benzimidazoles).¹⁵ In view of this drawback, Sasaki and his group attempted the use of Co(OH)₂ and CoO¹⁶ as catalyst to form 1,2-disubstituted benzimidazoles. In 2013, Boroujeni developed PS-PyCl-xAlCl₃¹⁷ a heterogeneous catalyst to obtain relatively high chemoselective 2-substituted benzimidazoles. To a certain extent, these methodologies have made significant improvement in the formation of benzimidazoles with good chemoselectivity. At present, a better reaction system to gain different substituted benzimidazoles with high chemoselectivity

respectively in mild reaction conditions has not yet founded.

Herein, we report the $\text{Sc}(\text{OTf})_3$ -catalyzed condensation of *o*-phenylenediamine with aldehydes in EtOH, furnishing a practicable approaches for the formation of 1,2-disubstituted benzimidazoles with high chemoselectivity and excellent yields in the presence of H_2O_2 . Furthermore, the absence of H_2O_2 obtained high reaction selectivity and productivity for the synthesis of 2-substituted benzimidazoles (Scheme 1).



Scheme 1. The process to 1,2-sustitued and 2-substitued benzimidazoles

RESULTS AND DISCUSSION

Reactions were started by examining the reaction of benzaldehyde (2 mmol) and 1, 2-phenylenediamines (1.2 mmol) as model reaction. As is shown in Table 1, the use of $\text{Sc}(\text{OTf})_3$ allowed the direct conversion of mixture into corresponding 1,2-disubstituted benzimidazole in a yield of 95% in EtOH (Table 1, Entry 1). Conversely, the use of other rare earth catalyst did not obviously enhance yields (Table 1, Entry 2-4).

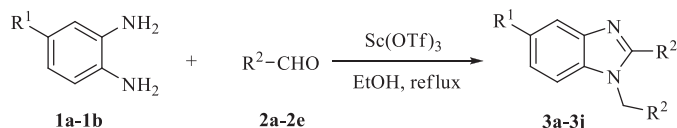
Table 1. Catalyst-screen for the synthesis of **3a**^a

Entry	Catalyst (10 mol %)	Yield ^b (%)
1	none	22
2	$\text{Sc}(\text{OTf})_3$	95
3	ScCl_3	86
4	$\text{Y}(\text{OTf})_3$	79
5	YCl_3	78

^a 1, 2-phenylenediamine (**1a**, 1.2 mmol.), benzaldehyde (**2a**, 2.0 mmol.), $\text{Sc}(\text{OTf})_3$ (0.2 mmol.), 80 °C in EtOH, reflux. ^b Isolated yield

To generalize the reagent system, the applicability of $\text{Sc}(\text{OTf})_3$ -catalyzed system was then examined for the reactions of series of aromatic aldehydes with 1,2-phenylenediamines under the optimized reaction conditions (Table 2). As shown, a variety of benzaldehydes bearing electron-donating (Table 1, Entries 3, 4) or electron-withdrawing (Table 1, Entries 2, 5) were successfully employed to the corresponding benzimidazole derivatives in good yields. And the formation of the corresponding benzimidazoles could be realized with other diamines under the same conditions (Table 2, Entries 6–10).

Table 2. $\text{Sc}(\text{OTf})_3$ -catalyzed synthesis of 1,2- benzimidazole **3**^a



Entry	R ¹	R ²	Product	Yield ^b (%)
1	H 1a	Ph 2a	3a	90
2	H 1a	4-ClC ₆ H ₄ 2b	3b	92
3	H 1a	4-MeOC ₆ H ₄ 2c	3c	95
4	H 1a	4-MeC ₆ H ₄ 2d	3d	93
5	H 1a	4-FC ₆ H ₄ 2e	3e	96
6	NO ₂ 1b	Ph 2a	3f	84
7	NO ₂ 1b	4-ClC ₆ H ₄ 2b	3g	91
8	NO ₂ 1b	4-MeOC ₆ H ₄ 2c	3h	88
9	NO ₂ 1b	4-MeC ₆ H ₄ 2d	3i	85
10	NO ₂ 1b	4-FC ₆ H ₄ 2e	3j	88

^a 1, 2-phenylenediamines (**1a-1b**, 1.2 mmol.), benzaldehydes (**2a-2e**, 2.0 mmol.), Sc(OTf)₃ (0.2 mmol.), 80 °C in EtOH, reflux. ^b Isolated yield

Furthermore, the scope of this system has been successfully extended to the synthesis of 2-substituted benzimidazoles, which represents the first synthesis of these compounds through adding the oxidant.¹⁸ During the research, we found that Sc(OTf)₃ could catalyze the synthesis of 2-substituted benzimidazoles in presence of H₂O₂ (Table 3, Entry 2). However, the yield was not satisfactory. The direct reflux condensing of *o*-phenylenediamines and aldehydes was a competitive formation of the 1, 2-disubstituted and the 2-substituted benzimidazoles. So we change the reaction process, diluting the aldehydes into EtOH and dropping them into the reaction mixture, the yield was improved. This reaction also proceeded smoothly with morpholine, AATEMPO-BF₄ and PhI(OAc)₂, but with relatively lower yields. With decreasing amounts of H₂O₂, the yield decreased.

Table 3. Effect of additives in the formation of **4a**^a

$$\text{1a} + \text{2b} \xrightarrow[\text{EtOH, reflux}]{\text{Sc(OTf)}_3, \text{oxidant}} \text{4a}$$

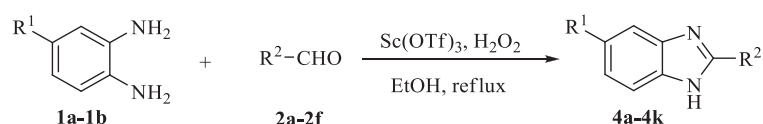
Entry	Oxidant (200 mol %)	Yield ^b (%)
1	none	Trace
2	H ₂ O ₂	60 ^c
3	H ₂ O ₂	88
4	H ₂ O ₂ (100 mol%)	71
5	PhI(OAc) ₂	80
6	AATEMPO·BF ₄ ⁻	41
7	morpholine	70

^a 1, 2-phenylenediamine (**1a**, 1.2 mmol), benzaldehyde (**2b**, 1.0 mmol.), Sc(OTf)₃ (0.15 mmol.), H₂O₂ (2mmol.) was added into the mixture dropwise, 80 °C in EtOH, reflux. ^b Isolated yield. ^c benzaldehyde was added into the mixture in one batch.

Aromatic aldehydes with electron-donating and electron-withdrawing groups both participated in this

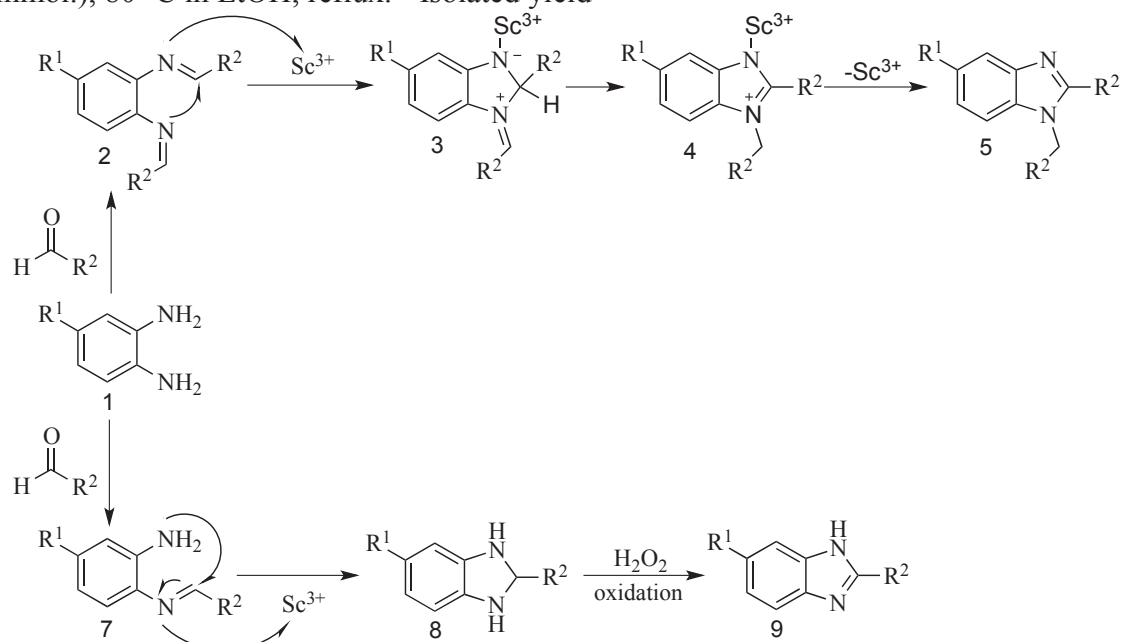
reaction equally well- apparently, the nature of substitution on the aryl ring does not make much difference (Table 4, Entry 2-5). This procedure is also applicable to substituted 1, 2-phenylenediamines, which produce the corresponding 2-arylbenzimidazoles smoothly in excellent yields (Table 4, Entry 6-10). It is worthy to notice that the catalyst is also found to be active in the synthesis of benzimidazoles using furfuraldehyde (**4k**). And it is the main component of Fuberidazoles.¹⁹ Two reasonable mechanisms for the condensation reaction of 1, 2-phenylenediamine and aldehydes are shown in Scheme 2.

Table 4. Sc(OTf)₃-catalyzed synthesis of 2- benzimidazole **4**^a



Entry	R ¹	R ²	Product	Yield ^b (%)
1	H 1a	Ph 2a	4a	90
2	H 1a	4-ClC ₆ H ₄ 2b	4b	92
3	H 1a	4-MeOC ₆ H ₄ 2c	4c	95
4	H 1a	4-MeC ₆ H ₄ 2d	4d	93
5	H 1a	4-FC ₆ H ₄ 2e	4e	96
6	NO ₂ 1b	Ph 2a	4f	84
7	NO ₂ 1b	4-ClC ₆ H ₄ 2b	4g	91
8	NO ₂ 1b	4-MeOC ₆ H ₄ 2c	4h	88
9	NO ₂ 1b	4-MeC ₆ H ₄ 2d	4i	85
10	NO ₂ 1b	4-FC ₆ H ₄ 2e	4j	88
11	H 1a	2-Furyl 2f	4k	70

^a 1, 2-phenylenediamine (**1a-1b**, 1.2 mmol.), benzaldehyde (**2a-2f**, 1.0 mmol.), Sc(OTf)₃ (0.15 mmol.), H₂O₂ (2 mmol.), 80 °C in EtOH, reflux. ^b Isolated yield



Scheme 2. Proposed mechanism for the synthesis of 1,2-substituted and 2-substituted benzimidazoles catalyzed by Sc(OTf)₃

EXPERIMENTAL

^1H and ^{13}C NMR spectrums were recored on Bruker ARX 400 for proton. For ^{13}C NMR, chemical shifts were reported in the scale relative to the solvent of CDCl_3 (δ : 77.36 ppm), $\text{DMSO-}d_6$ (δ : 40.45) and $(\text{CD}_3)_2\text{CO}$ (δ : 30.60, 205.87) used as an internal reference. And ^1H NMR were reported downfield from CDCl_3 (δ : 7.27 ppm), $\text{DMSO-}d_6$ (δ : 2.49), and $(\text{CD}_3)_2\text{CO}$ (δ : 2.09) Column chromatographies were performed with silica gel (200-300 mesh ASTM).

Starting Materials. All chemicals used in this study were commercially available.

Typical experimental procedure of the preparation of products 3a, 3b, 3c, 3d, 3e, 3f, 3g, 3h, 3i, and 3j.

1-Benzyl-2-phenyl-1H-benzo(d)imidazole (3a): A mixture of $\text{Sc}(\text{OTf})_3$ (98.4 mg, 0.2 mmol) and EtOH (5 mL) were well stirred until the solid dissolved completely at reflux condition; then *o*-phenylenediamine **1a** (129.8 mg, 1.2 mmol) and benzaldehyde **2a** (202 μL , 2.0 mmol) was added into the above mixture. The reaction was monitored by TLC. The reaction mixture was cooled to rt, and then evaporated in vacuum. The product purified by column chromatography (PE-EtOAc= 5:1) to give **3a** (269.6 mg, 95%); Light yellow solid; mp 131-133 °C. ^1H NMR (400 MHz, CDCl_3) δ 7.88 (d, J = 8 Hz, 1 H), 7.48-7.45 (m, 3 H), 7.34-7.30 (m, 4 H), 7.25-7.21 (m, 2 H), 7.11 (d, J = 7.2 Hz, 2 H), 5.47 (s, 2 H); ^{13}C NMR (100 MHz, CDCl_3) δ 154.22, 143.23, 136.44, 136.11, 130.12, 129.97, 129.30, 129.11, 128.81, 127.83, 126.01, 123.10, 122.74, 120.03, 110.61, 48.41.

1-(4-Chlorobenzyl)-2-(4-chlorophenyl)-1H-benzo(d)imidazole (3b): a light yellow solid (324.2 mg, 95%); mp 136-138 °C. ^1H NMR (400 MHz, CDCl_3) δ 7.88 (d, J = 8 Hz, 1 H), 7.60-7.58 (m, 2 H), 7.45-7.43 (m, 2 H), 7.36-7.27 (m, 4 H), 7.20 (d, J = 8 Hz, 1 H), 7.02 (d, J = 8.4 Hz, 2 H), 5.40 (s, 2 H); ^{13}C NMR (100 MHz, CDCl_3) δ 152.90, 143.14, 136.36, 135.96, 134.68, 133.87, 130.47, 129.41, 129.12, 128.41, 127.29, 123.50, 123.07, 120.22, 110.34, 47.82.

1-(4-Methoxybenzyl)-2-(4-methoxyphenyl)-1H-benzo(d)imidazole (3c): a yellow solid (326.9 mg, 95%); mp 126-128 °C. ^1H NMR (400 MHz, CDCl_3) δ 7.84 (d, J = 8 Hz, 1 H), 7.65-7.63 (m, 2 H), 7.31-7.27 (m, 1 H), 7.24-7.21 (m, 2 H), 7.03 (d, J = 8.8 Hz, 2 H), 7.00-6.96 (m, 2 H), 6.86-6.84 (m, 2 H), 5.38 (s, 2 H), 3.85 (s, 3 H), 3.70(s, 3 H); ^{13}C NMR (100 MHz, CDCl_3) δ 160.90, 159.12, 154.14, 143.22, 136.13, 130.72, 128.51, 127.23, 122.74, 122.53, 122.49, 119.74, 114.44, 114.20, 110.45, 55.40, 55.32, 47.90.

1-(4-Methylbenzyl)-2-*p*-tolyl-1H-benzo(d)imidazole (3d): a yellow solid (290.3 mg, 93%); mp 128-130 °C. ^1H NMR (400 MHz, CDCl_3) δ 7.86 (d, J =8 Hz, 1 H), 7.59 (d, J = 8 Hz, 2 H), 7.31-7.27 (m, 1 H), 7.25-7.24 (m, 2 H), 7.21-7.16 (m, 2 H), 7.13(d, J = 8 Hz, 2 H), 6.99 (d, J = 8 Hz, 2 H), 5.40 (s, 1 H),

2.40 (s, 3 H), 2.33 (s, 3 H); ^{13}C NMR (100 MHz, CDCl_3 , 25 °C, TMS) δ 154.38, 143.22, 140.05, 137.46, 136.14, 133.50, 129.73, 129.48, 129.19, 127.22, 125.93, 122.86, 122.58, 119.85 (s), 110.55 (s), 48.22, 21.48, 21.14.

1-(4-Fluorobenzyl)-2-(4-fluorophenyl)-1*H*-benzo(*d*)imidazole (3e): a yellow solid (307.1 mg, 96%); mp 110-112 °C. ^1H NMR (400 MHz, CDCl_3) δ 7.86 (d, $J = 7.6$ Hz, 1 H), 7.66-7.63 (m, 2 H), 7.34-7.28 (m, 2 H), 7.24-7.20 (m, 1 H), 7.17-7.13 (m, 2 H), 7.07-6.99 (m, 4 H), 5.40 (s, 2 H); ^{13}C NMR (100 MHz, CDCl_3) δ 162.54, 161.08, 153.11, 143.07, 135.90, 131.95, 131.24, 127.64, 126.17, 123.33, 122.96, 120.11, 116.22 116.01 , 110.36, 47.74.

1-Benzyl-5-nitro-2-phenyl-1*H*-benzo(*d*)imidazole (3f): a yellow solid (277.4 mg, 84%); mp 163-169 °C. ^1H NMR (400 MHz, CDCl_3): δ 8.25 (dd, $J = 8.8$ Hz, $J = 2.0$ Hz, 1 H), 8.18 (d, $J = 2$ Hz, 2 H), 7.90 (d, $J = 8.8$ Hz, 1 H), 7.73-7.70 (m, 2 H), 7.55-7.48 (m, 3 H), 7.39-7.32 (m, 3 H), 7.10-7.07 (m, 2 H), 5.55 (s, 2 H); ^{13}C NMR (100 MHz, CDCl_3): $\delta = 158.87, 147.65, 143.70, 135.45, 135.19, 130.94, 129.42, 129.36, 129.30, 129.09, 125.88, 120.03, 118.73, 107.47, 48.84.$

1-(4-Chlorobenzyl)-2-(4-chlorophenyl)-5-nitro-1*H*-benzo(*d*)imidazole (3g): a yellow solid (362.4 mg, 91%); mp 144-149 °C. ^1H NMR (400 MHz, CDCl_3) δ 8.27 (dd, $J = 9.0$ Hz, $J = 2$ Hz, 1 H), 8.17 (d, $J = 1.6$ Hz, 2 H), 7.65-7.60 (m, 2 H), 7.51-7.49 (m, 2 H), 7.37-7.34 (m, 2 H), 7.01 (d, $J = 8.4$ Hz, 2 H), 5.49 (s, 2 H); ^{13}C NMR (100 MHz, CDCl_3) δ 145.26, 140.50, 137.54, 134.42, 130.50, 129.74, 129.52, 129.15, 128.96, 127.15, 118.81, 103.82, 98.95, 82.60, 48.18.

1-(4-Methoxybenzyl)-2-(4-methoxyphenyl)-5-nitro-1*H*-benzo(*d*)imidazole (3h): a yellow solid (342.6 mg, 88%); mp 149-151 °C. ^1H NMR (400 MHz, CDCl_3) δ 8.23 (dd, $J = 8.8$ Hz, $J = 2$ Hz, 1 H), 8.17 (d, $J = 2$ Hz, 1 H), 7.86 (d, $J = 8.8$ Hz, 1 H), 7.69 (d, $J = 8.4$ Hz, 2 H), 7.02 (dd, $J = 8.8$ Hz, $J = 4$ Hz, 2 H), 6.88 (d, $J = 8.4$ Hz, 2 H), 5.48 (s, 2 H), 3.87 (s, 3 H), 3.80 (s, 3 H); ^{13}C NMR (100 MHz, CDCl_3) δ 160.87, 159.10, 158.97, 146.54, 140.74, 139.71, 129.77, 129.11, 128.91, 128.13, 127.59, 119.00, 114.25, 114.14, 114.06, 55.32, 47.93, 47.26.

1-(4-Methylbenzyl)-5-nitro-2-(*p*-tolyl)-1*H*-benzo(*d*)imidazole (3i): a yellow solid (303.7 mg, 85%); mp 154-156 °C. ^1H NMR (400 MHz, CDCl_3) δ 8.23 (dd, $J = 8.8$ Hz, $J = 2$ Hz, 1 H), 8.15 (d, $J = 2$ Hz, 1 H), 7.88 (d, $J = 8.8$ Hz, 1 H), 7.63 (d, $J = 8.0$ Hz, 2 H), 7.30 (d, $J = 8.0$ Hz, 2 H), 7.16 (d, $J = 7.6$ Hz, 2 H), 6.98 (d, $J = 8.0$ Hz, 2 H), 5.50 (s, 2 H), 2.43 (s, 3 H), 2.35 (s, 3 H); ^{13}C NMR (100 MHz, CDCl_3) δ 159.07, 147.73, 143.53, 141.31, 138.14, 135.49, 132.22, 130.04, 129.77, 129.22, 125.81, 119.79, 118.65, 107.45, 48.67, 27.38, 21.55, 21.14.

1-(4-Fluorobenzyl)-2-(4-fluorophenyl)-5-nitro-1*H*-benzo(*d*)imidazole (3j): a yellow solid (321.9 mg, 88%); mp 186-188 °C. ^1H NMR (400 MHz, CDCl_3) δ 8.24 (dd, $J = 8.8$ Hz, $J = 2$ Hz, 1 H), 8.18 (d, $J = 2.0$ Hz, 1 H), 7.90 (d, $J = 9.2$ Hz, 2 H), 7.70 (dd, $J = 8.6$ Hz, $J = 5.6$ Hz, 2 H), 7.24-7.19 (m, 2 H), 7.09-7.05 (m, 4 H), 5.50 (s, 2 H); ^{13}C NMR (100 MHz, CDCl_3) δ 165.57, 163.05, 157.75, 147.42 –

147.29, 143.83 – 143.71, 135.32, 131.4, 130.76, 127.59, 125.03, 120.17, 118.92, 116.73 – 116.53, 116.50 – 116.30, 107.25, 48.19.

Typical experimental procedure of the preparation of products 4a, 4b, 4c, 4d, 4e, 4f, 4g, 4h, 4i, 4j, and 4k.

2-Phenyl-1H-benzo(d)imidazole (4a): A mixture of *o*-phenylenediamine **1a** (129.8 mg, 1.2 mmol), Sc(OTf)₃ (73.8 mg, 0.15 mmol) and EtOH (15 mL) were well stirred until the solid dissolved completely at reflux condition. Benzaldehyde **2b** (101 μ L, 1.0 mmol) and H₂O₂ (61 μ L, 30 wt%, 2 mmol) was diluted to 20 mL EtOH, and dropwisely into the preprocessed mixture. After TLC showed the reaction to be complete, the reaction mixture was cooled to rt, and then evaporated in vacuum. The product purified by column chromatography (PE-EtOAc= 4:1) to give **4a** (160.6 mg, 90%); Light yellow solid; mp 289-291 °C. ¹H NMR (400 MHz, DMSO-*d*₆) δ 12.91(s, 1 H), 8.19-8.17(m, 2 H), 7.67-7.49 (m, 5 H), 7.21(s, br, 2H); ¹³C NMR (100 MHz, DMSO-*d*₆) δ 151.58, 143.38, 135.50, 130.73, 130.29, 129.11, 126.87, 122.89, 121.20, 118.89, 111.84.

2-(4-Chlorophenyl)-1H-benzo(d)imidazole (4b): a yellow solid (208.8 mg, 92%); mp 289-291 °C. ¹H NMR (400 MHz, DMSO-*d*₆) δ 12.90 (s, 1H), 8.21 (d, *J* = 8.4Hz, 2H), 7.64 (d, *J* = 8.4Hz, 4H), 7.23–7.20 (m, 2H); ¹³C NMR (100 MHz, DMSO-*d*₆) δ 150.56, 144.31, 135.02, 134.81, 129.50, 128.66, 128.22, 122.91, 122.50, 119.34, 111.69.

2-(4-Methoxyphenyl)-1H-benzo(d)imidazole (4c): a yellow solid (213.0 mg, 95%); mp 222-224 °C. ¹H NMR (400 MHz, DMSO-*d*₆) δ 7.45 (d, *J* = 7.2Hz, 1H), 7.24–7.20 (m, 2H), 7.08 (d, *J* = 8.8Hz, 2H), 6.96 (d, *J* = 8.4Hz, 2H), 6.83 (d, *J* = 8.8Hz, 2H), 3.82 (s, 3H); ¹³C NMR (100 MHz, DMSO-*d*₆) δ 160.80, 153.56, 143.27, 136.30, 129.27, 127.85, 122.47, 119.37, 114.68, 114.59, 111.48, 55.80.

2-(*p*-Tolyl)-1H-benzo(d)imidazole (4d): a yellow solid (193.7 mg, 93%); mp 274-276 °C. ¹H NMR (400 MHz, DMSO-*d*₆) δ 12.81 (s, 1H), 8.06 (d, *J* = 7.8Hz, 2H), 7.55 (s, 2H), 7.34 (d, *J* = 7.8Hz, 2H), 7.21–7.18 (m, 2H), 2.36 (s, 3H); ¹³C NMR (100 MHz, DMSO-*d*₆) δ = 151.78, 144.28, 140.00, 135.36, 129.88, 127.86, 126.85, 122.69, 121.99, 119.12, 111.66, 21.33.

2-(4-Fluorophenyl)-1H-benzo(d)imidazole (4e): a brown solid (203.2 mg, 96%); mp 246-247 °C. ¹H NMR (400 MHz, DMSO-*d*₆) δ 12.92 (s, 1H), 8.25-8.21 (m, 2 H), 7.66-7.54 (m, 2 H), 7.43-7.38 (m, 2 H), 7.21-7.16 (m, 2 H); ¹³C NMR (100 MHz, DMSO-*d*₆) δ 164.78, 162.23, 150.91, 129.72, 129.60, 129.22, 129.10, 127.33, 122.58, 118.13, 116.88.

5-Nitro-2-phenyl-1H-benzo(d)imidazole (4f): a yellow solid (193.7 mg, 84%); mp 207-209 °C. ¹H NMR (400 MHz, DMSO-*d*₆) δ 13.55 (s, 1H), 8.40 (s, 1H), 8.14–8.1 (m, 2H), 8.09–8.04 (m, 1H), 7.70 (d, 1H), 7.54 (s, 1H), 7.52 (s, 2H); ¹³C NMR (100 MHz, DMSO-*d*₆) δ 155.12, 143.10, 137.62, 131.37, 129.55, 129.42, 128.75, 127.37, 118.37, 110.71, 104.93.

2-(4-Chlorophenyl)-5-nitro-1H-benzo(d)imidazole (4g): a yellow solid (249.6 mg, 91%); mp 305-306 °C. ¹H NMR (400 MHz, DMSO-*d*₆): δ 13.72 (s, 1 H), 8.51 (s, br, 1 H), 8.24 (d, *J* = 8.8 Hz, 2 H), 8.16 (dd, *J* = 8.8 Hz, *J* = 2.0 Hz, 1 H), 7.80 (s, br, 1 H), 7.71 (d, *J* = 8.4 Hz, 2 H); ¹³C NMR (100 MHz, DMSO-*d*₆) δ 155.13, 150.53, 143.50, 136.36, 131.46, 129.88, 129.32, 128.55, 118.92, 115.64, 112.65.

2-(4-Methoxyphenyl)-5-nitro-1H-benzo(d)imidazole (4h): a yellow solid (235.6 mg, 88%); mp 237-238 °C. ¹H NMR (400 MHz, (CD₃)₂CO) δ 12.50 (s, 1H), 8.48 (s, 1H), 8.21 (t, *J* = 13.9 Hz, 2H), 8.16 (dd, *J* = 8.8, 2.1 Hz, 1H), 7.76 (t, *J* = 17.8 Hz, 1H), 7.15 (d, *J* = 8.6 Hz, 2H), 3.92 (s, 3H); ¹³C NMR (100 MHz, (CD₃)₂CO) δ 162.06, 143.71, 142.35, 128.70, 121.81, 117.76, 116.38, 114.35, 113.37, 100.35, 99.67, 54.99.

5-Nitro-2-(*p*-tolyl)-1H-benzo(d)imidazole (4i): a yellow solid (216.3 mg, 85%); mp 209-211 °C. ¹H NMR (400 MHz, DMSO-*d*₆) δ 13.45 (s, 1H), 8.10 (s, br, 1 H), 8.09 (dd, *J*₁ = 8.8 Hz, *J*₂ = 1 Hz, 1 H), 7.98 (d, *J* = 8.4 Hz, 2 H), 7.67 (s, br, 1 H), 7.36 (d, *J* = 8.4 Hz, 2 H), 2.45 (s, 3 H); ¹³C NMR (100 MHz, DMSO-*d*₆) δ 156.32, 136.37, 130.12, 129.15, 127.77, 126.02, 118.67, 115.02, 112.81, 112.39, 109.91, 21.11.

2-(4-Fluorophenyl)-5-nitro-1H-benzo(d)imidazole (4j): a yellow solid (226.3 mg, 88%); mp 221-223 °C. ¹H NMR (400 MHz, (CD₃)₂CO) δ 12.64 (s, 1H), 8.51 (s, 1H), 8.37 – 8.28 (m, 2H), 8.18 (dt, *J* = 8.9, 2.0 Hz, 1H), 7.77 (d, *J* = 7.9 Hz, 1H), 7.39 (td, *J* = 8.7, 1.7 Hz, 2H); ¹³C NMR (100 MHz, (CD₃)₂CO) δ 165.55, 163.07, 154.84, 143.52, 139.38, 129.43, 129.40, 125.98, 118.05, 116.09, 116.03.

2-(Furan-2-yl)-1H-benzo(d)imidazole (4k): a yellow solid (129.4 mg, 70%); mp 285-286 °C. ¹H NMR (400 MHz, DMSO-*d*₆) δ 12.91 (brs, 1H), 7.94 (s, 1 H), 7.62 (d, *J* = 8.4 Hz, 1 H), 7.50 (d, 1H, *J* = 8.0 Hz), 7.25-7.18 (m, 3H), 6.77-6.74 (m, 1 H); ¹³C NMR (100 MHz, DMSO-*d*₆) δ 146.00, 143.45, 143.45, 137.12, 134.16, 122.43, 121.56, 118.66, 112.33, 111.23, 110.34.

ACKNOWLEDGEMENTS

This work was supported by the National Natural Science Foundation of China (No. 20802052). We also thank the support from the Research Foundation of Tongji University.

REFERENCES

1. B. M. Savall and J. R. Fontimayor, *Tetrahedron Lett.*, 2008, **49**, 6667.
2. B. Prabal, S. Manisha, S. Ponmariappan, A. Sharma, P. Sharma, A. K. Srivastava, and M. P. Kaushik, *Bioorg. Med. Chem. Lett.*, 2011, **21**, 7306.
3. (a) P. S. Chandrachood, D. R. Garud, T. V. Gadakari, R. C. Torane, N. R. Nirmala, and R. V. Kashalkar, *Acta Chim. Slov.*, 2011, **58**, 367; (b) Y. S. Beheshtiha, M. M. Heravi, M. Saeedi, N. Karimi, M. Zakeri, and N. Tavakoli-ahossieni, *Synth. Commun.*, 2010, **40**, 1216; (c) C. S. Radatz, R.

- B. Silva, and D. Alves, *Tetrahedron Lett.*, 2011, **52**, 4132; (d) Y. Kim, M. R. Kumar, M. J. Park, Y. Heo, and S. Lee, *J. Org. Chem.*, 2011, **76**, 9577; (e) R. Shelkar, S. Sarode, and J. Nagakar, *Tetrahedron Lett.*, 2013, **54**, 6986.
4. D.I. Shah, M. Sharma, Y. Bansal, G. Bansal, and M. Singh, *Eur. J. Med. Chem.*, 2008, **43**, 1808.
 5. Y. Ogino, N. Ohtake, Y. Nagae, K. Matsuda, M. Kenji, M. Moriya, T. Suga, M. Ishikawa, M. Kanesaka, Y. Mitobe, J. Ito, T. Kanno, A. Ishihara, H. Iwaasa, T. Ohe, A. Kanatani, and T. Fukami, *Bioorg. Med. Chem. Lett.*, 2008, **18**, 5010.
 6. Y. Riadi, R. Mamouni, R. Azzalou, M. E. Haddad, R. Sylvain, G. Gerald, and L. Sald, *Tetrahedron Lett.*, 2011, **52**, 3492.
 7. K. Bahrami, M. M. Khodaei, and I. Kaviani, *Synthesis*, 2007, 547.
 8. K. R. Hornberger, G. M. Adjabeng, H. D. Dickson, and G. D. Ronda, *Tetrahedron Lett.*, 2006, **47**, 5359.
 9. (a) M. R. Mohammadizadeh and S. Z. Taghavi, *Eur. J. Chem.*, 2011, **8**, 01; (b) B. Kiumars, M. Mehdi, and K. Iman, *Synthesis*, 2007, 547; (c) K. A. Shaikh and V. A. Patil, *Org. Commun.*, 2012, **51**, 12.
 10. Y. Shiraishi, Y. Sugano, S. Tanaka, and T. Hirai, *Angew. Chem. Int. Ed.*, 2010, **49**, 1656.
 11. M. M. Guru, M. A. Ali, and T. Punniyamurthy, *J. Org. Chem.*, 2011, **76**, 5295.
 12. (a) R. N. Nadaf, S. A. Siddiqui, T. Daniel, R. J. Lahoti, and K. V. Srinivasan, *J. Mol. Catal. A: Chem.*, 2004, **214**, 155; (b) K. P. Boroujeni, A. Zhianinasb, and M. Jafarinasab, *J. Serb. Chem. Soc.*, 2013, **78**, 155.
 13. G. H. Mahdavlina, S. Rostamlzadeh, A. M. Amant, and H. Sepehrlan, *Heterocycl. Commun.*, 2012, **18**, 33.
 14. A. Hegedüüs, Z. Hell, and A. Potor, *Synth. Commun.*, 2006, **36**, 3625.
 15. M. Chakrabarty, S. Karmakar, and A. Mukherji, *Heterocycles*, 2006, **68**, 967.
 16. M. A. Chari, D. Shobha, and T. Sasaki, *Tetrahedron Lett.*, 2011, **52**, 5575.
 17. K. Boroujeni, A. Zhianinsab, and M. Jafarinasab, *J. Serb. Chem. Soc.*, 2013, **78**, 155.
 18. (a) T. Yamashita, S. Yamada, and Y. Yamazaki, *Synth. Commun.*, 2009, **39**, 2982; (b) R. L. Lombardy, F. A. Tanious, and K. Ramachandran, *J. Med. Chem.*, 1996, **39**, 1452.
 19. J. T. Li, Y. X. Chen, and T. S. Li, *J. Chem. Res.*, 2005, **6**, 361.