

HETEROCYCLES, Vol. 75, No. 6, 2008, pp. 1371 - 1383. © The Japan Institute of Heterocyclic Chemistry
Received, 16th December, 2007, Accepted, 8th February, 2008, Published online, 15th February, 2008. COM-07-11307

**STUDIES WITH MALONONITRILE DERIVATIVES: SYNTHESIS AND
REACTIVITY OF 4-BENZYLPIRAZOLE-3,5-DIAMINE,
4-BENZYLISOXAZOLE-3,5-DIAMINE AND
THIAZOLIDIN-3-PHENYLPROPANENITRILE**

**Saleh Mohammed Al-Mousawi,* Moustafa Sherief Moustafa, and Mohamed
Hilmy Elnagdi**

Department of Chemistry, Faculty of Science, University of Kuwait: P.O. Box
5969, Safat: 13060 Kuwait. E-mail: salehalmousawi@hotmail.com

Abstract – Benzylmalononitrile **6** reacts with hydrazines, and hydroxylamine hydrochloride to yield the 4-benzylpyrazole-3,5-diamines **7** and 4-benzylisoxazole-3,5-diamine **9**, respectively. Pyrazole-3,5-diamines **7** could be readily reacted with α,β -unsaturated nitriles to yield pyrazolo[1,5-*a*]pyrimidines **20**. Benzylmalononitrile, also reacted with thioglycolic acid to yield tautomeric mixture of 2-(4-hydroxythiazol-2-yl)-3-phenylpropanenitrile **29** and 2-(4-oxothiazolidin-2-yl)-3-phenylpropanenitrile **30** that coupled with benzene diazonium chloride to yield 2-(4-oxo-5-(phenylhydrazono)-thiazolidin-2-ylidene)-3-phenylpropanenitrile **31**.

INTRODUCTION

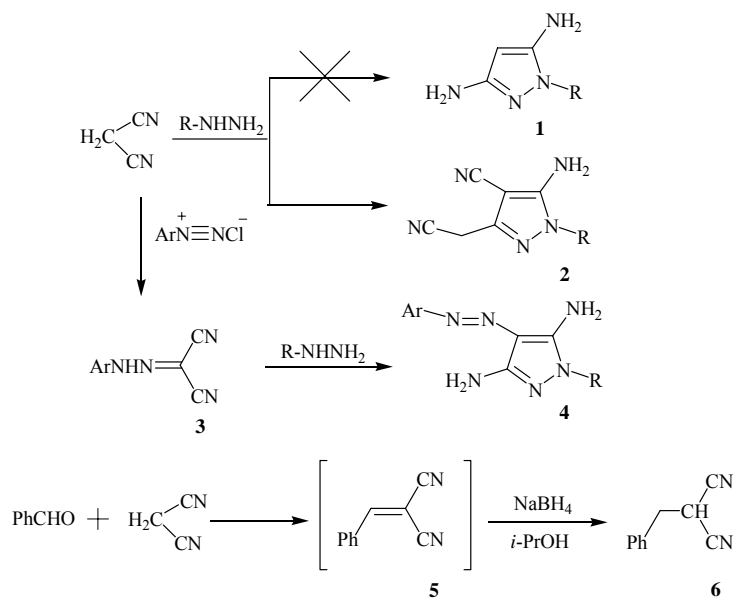
Since reported economical preparation of malononitrile,¹ the chemistry of this unique molecule has received considerable attention. It is now more than forty years when one of us started investigations on its potential utility for synthesis of functionally substituted heteroaromatics.^{2,3} Over this long period Elnagdi *et al.* could develop synthetic approaches to a diversity of polyfunctional heteroaromatics including aminopyrans,⁴ thiopyrans,⁵ diaminopyrazoles,⁶ aminopyrazolo[1,5-*a*]pyrimidines,⁷ pyranopyrazoles,⁸ pyridines,⁹ quinolines¹⁰ and diversity of other heteroaromatics.^{11,12} It has been shown that despite the reported formation of pyrazole-3,5-diamine **1** *via* reacting malononitrile with hydrazines,¹³ the pyrazolylcarbonitrile **2** was the really formed product.¹⁴ In contrast, Elnagdi and

Abdulla² have shown that 2-arylhydrazonomesoxalonitrile **3** which is prepared *via* coupling malononitrile with aromatic diazonium salts, reacts with hydrazines to yield 4-arylazopyrazole-3,5-diamine **4** that has in recent years deserved several patents due to its observed potential antibacterial and anticancer activities (Scheme 1).^{15,16} Moreover, a patent in 2005 has also claimed these compounds as potential hair dyes.¹⁷ In the light of this, we were again attracted to synthesis of the diaminopyrazoles. Although Elguero *et al.*¹⁸ and Soto *et al.*¹⁹ have sometime ago reported the synthesis of 4-substituted pyrazole-3,5-diamines *via* reacting alkylmalononitrile with hydrazines and reported some of their chemistry, the chemistry of these pyrazole derivatives did not attract further attention perhaps as monoalkyl malononitriles are not readily accessible. A recent paper,²⁰ however, has reported that mixing aldehydes or ketones with malononitrile and reducing the most likely formed arylidenemalononitrile **5** with sodium borohydride affords arylmethylenemalononitrile **6** (Scheme 1). This synthesis appeared in our eyes an easy way to monosubstituted malononitriles that can subsequently be utilized for the synthesis of a variety of heteroaromatics by adopting our established synthetic methodologies.

RESULTS AND DISCUSSIONS

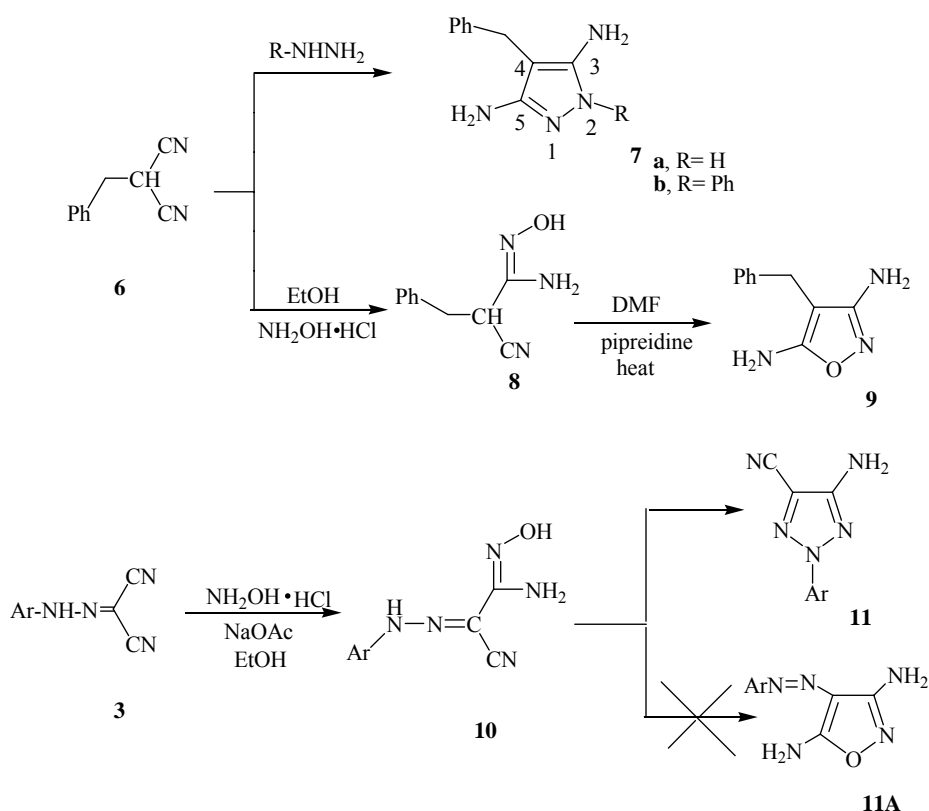
Mixing benzaldehyde, malononitrile and NaBH₄ in *isopropanol* has afforded **6** in 85 % yield. Compound **6** reacted smoothly with hydrazine hydrate and with phenylhydrazine to yield the pyrazole-3,5-diamines **7a** and **7b** respectively. On the other hand, reacting **6** with hydroxylamine hydrochloride in ethanolic solution containing sodium acetate resulted in the formation of amidooxime **8**. This could be successfully cyclized into the isoxazole-3,5-diamine **9** in 66 % yield upon refluxing in *N,N*-dimethylformamide containing a few drops of piperidine (Scheme 2).

Clearly initially nitrogen lone pair in hydrazine and hydroxylamine adds to the electrophilic activated nitrile. In case of reaction with hydrazine intermediately formed amidrazone could not be isolated yielding the aromatic diaminopyrazole. Aromaticity is deriving force for cyclization. In case of reaction with hydroxyl amine the reaction stopped at amidooxime as energy in cyclization step is higher than that with hydrazine. Only upon reflux in DMF energy barrier for cyclization could be overcome. Elguero *et al.*¹⁸ and Soto *et al.*¹⁹ had in the past conducted a similar work and the formed 3,5-diaminoisoxazole was sole 3,5-diaminoisoxazole. Recently trials to synthesize 4-arylazoisoxazole-3,5-diamines have failed, where the reaction of 2-arylhydrazonomesoxalonitrile **3** and hydroxylamine resulted only in the formation of amidooxime **10** which on attempted cyclization afforded 1,2,3-triazole **11**²¹ (Scheme 2). We obtained ¹³C NMR data very close to those reported by Elguero *et al.*¹⁸ and Soto *et al.*¹⁹ For example, in our hands the diaminopyrazole **7** revealed C-4 at $\delta = 87.79$ ppm for **7a** and at $\delta = 90.25$ ppm for **7b**, which are the expected positions for pyrazole C-4 shielded by two amino functions.



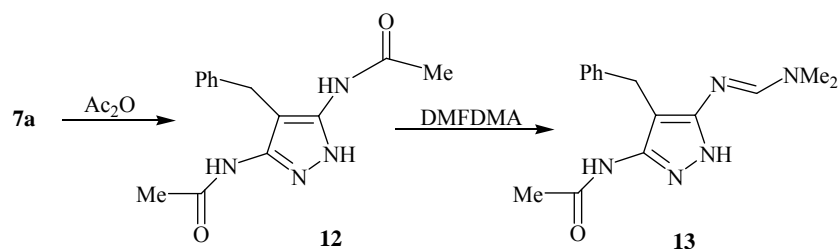
Scheme 1

Elguero's reported C-4 at $\delta = 89.9$ ppm. The ^{13}C NMR of isoxazole **9** revealed a pattern very close to those of the pyrazolediamine **7a** for C-4, benzyl protons, C-3 and C-5 which appeared at $\delta = 142$, $\delta = 164$ ppm and $\delta = 166$ ppm respectively. These are somewhat lower field than that for pyrazoles which is in accordance with increased deshielding of these carbons on replacing the nitrogen by an oxygen.



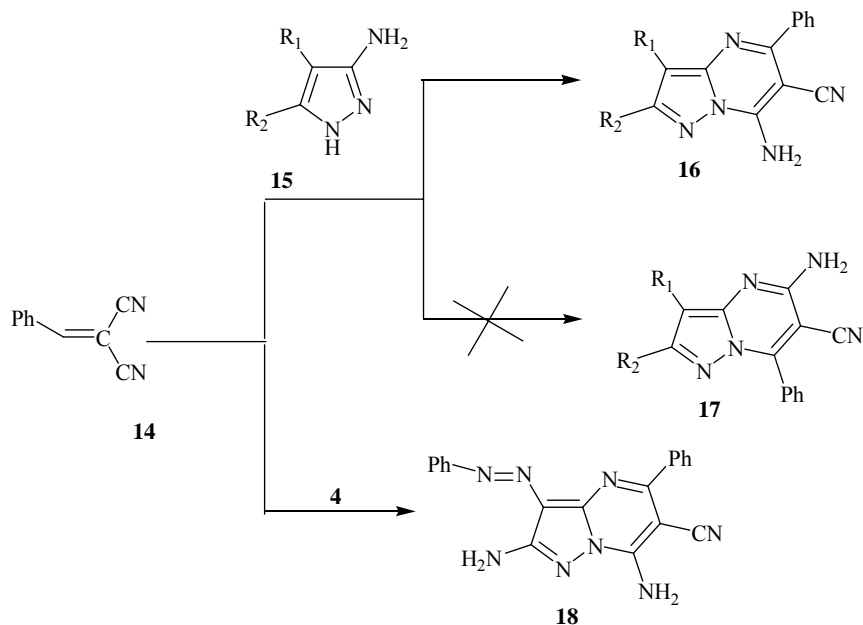
Scheme 2

When refluxed in acetic anhydride, compound **7a** afforded a diacetyl derivative for which structure **12** could be assigned based on ^1H NMR that revealed only one low field NH signal and amide signals at $\delta = 9.84$ ppm and $\delta = 10.04$ ppm. Refluxing this diacetyl derivative with *N,N*-dimethylformamide dimethyl acetal (DMFDMA) afforded **13** via condensation of the amino function with the reagent and subsequent deacylation (cf. Scheme 3).



Scheme 3

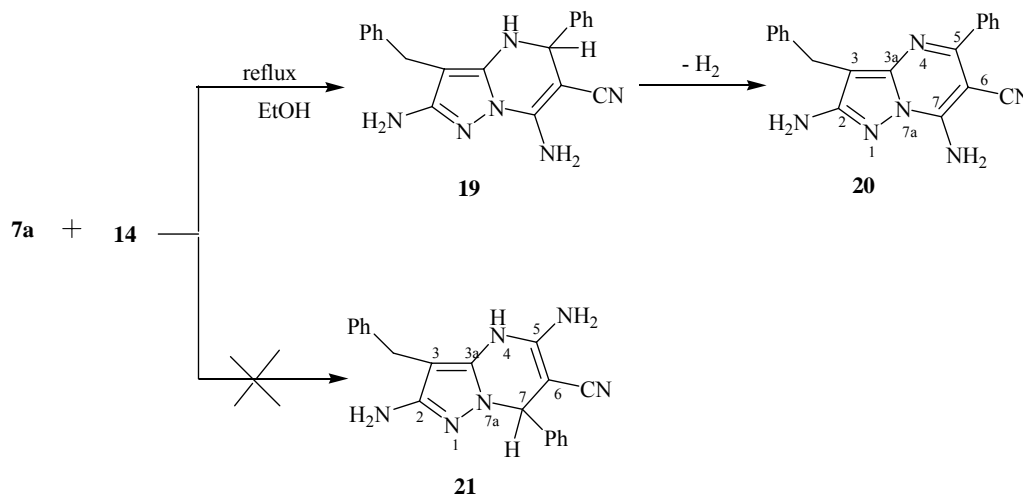
Elnagdi *et al.*²² have reported that the addition of benzylidenemalononitrile **14** to 3(5*H*-1*H*)pyrazoleamine **15** afforded the 7-aminopyrazolo[1,5-*a*]pyrimidines **16**, not as previously stated the 5-aminoisomer **17** based on HMBC- N^{15} NMR (Scheme 4).



Scheme 4

Although Soto *et al.*¹⁹ have reported that, the reaction of arylidenemalononitrile **14** with **4** affords **18**, no convincing evidence for an observed regio orientation has been offered (Scheme 4). In this investigation we have found that reacting **7a** with **14** affords a mixture of two products **19** and **20** of molecular masses 342 and 340 respectively. It is most likely that compound **19** of molecular weight (342) was autooxidised on long standing at room temperature into the other product **20** of molecular formula (340). Accordingly,

it was assumed that these products are the 2,7-diamino-3-benzyl-5-phenyl-4,5-dihydropyrazolo[1,5-*a*]pyrimidine-6-carbonitrile **19** and the 2,7-diamino-3-benzyl-5-phenylpyrazolo[1,5-*a*]pyrimidine-6-carbonitrile **20** (Scheme 5).

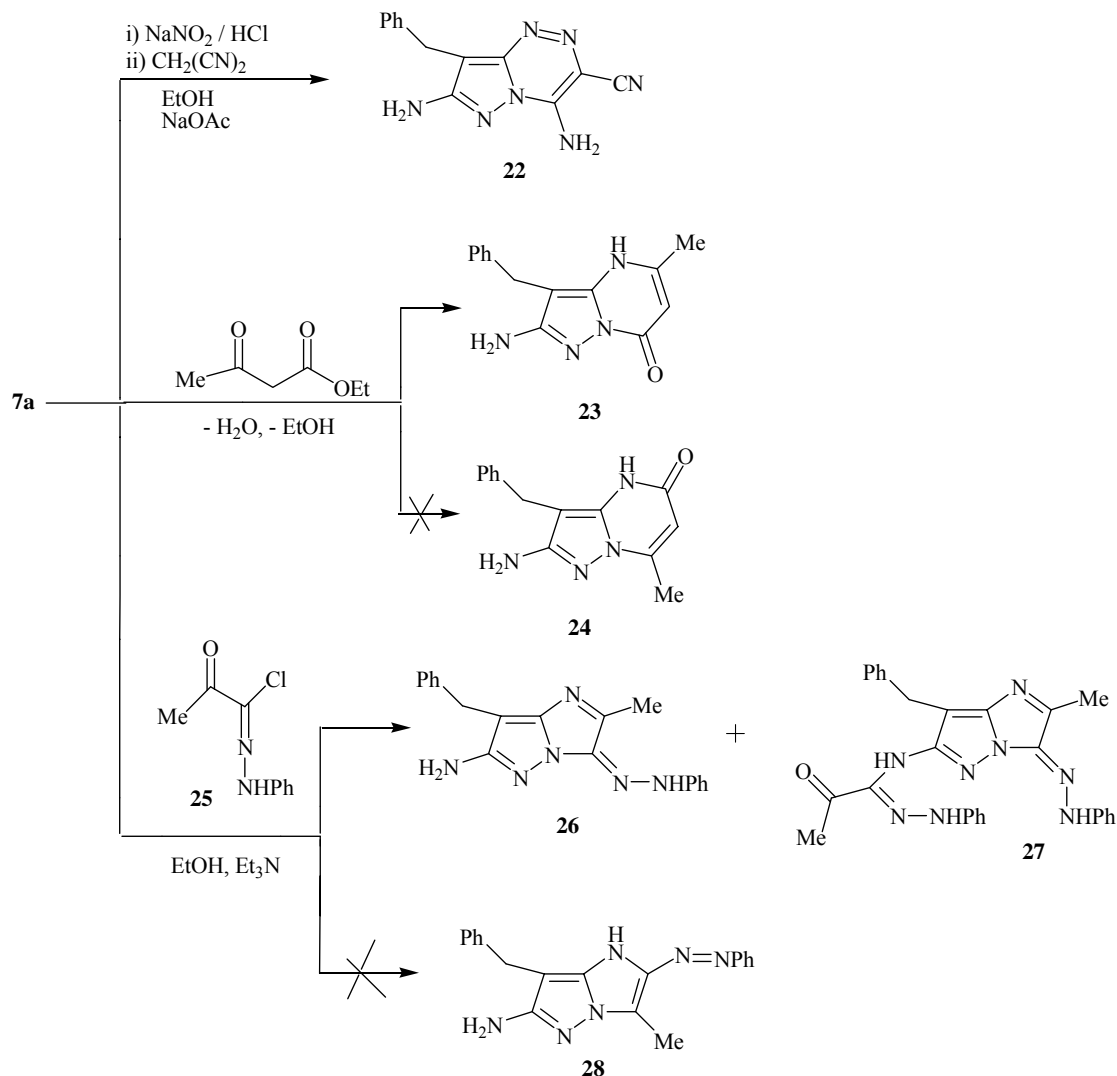


Scheme 5

To provide a conclusive evidence for these structure assignments, ¹⁵N NMR and ¹⁵N HMBC of **20** were run and inspected. ¹⁵N NMR of **20** revealed six nitrogen signals at $\delta = 272, 236, 225, 186, 80, 52$ ppm respectively. The signals at $\delta = 80$ and $\delta = 52$ ppm were attributed to the aminofunctions at C-2 and C-7 respectively. The aminofunction at $\delta = 52$ ppm revealed a crosspeak peak at $\delta = 225$ ppm for N-7a. It was thus concluded that the product of molecular formula (340) is compound **20**. If it was the 5-amino isomer formed *via* **21**, this amino function should have a cross peak with N-4 at $\delta = 272$.²³

Treatment of **7a** with sodium nitrite in the presence of hydrochloric acid afforded a diazonium salt that easily coupled with malononitrile to yield 2,7-diamino-3-benzylpyrazolo[5,1-*c*][1,2,4]triazine-6-carbonitrile **22** (Scheme 6). Reacting **7a** with ethyl acetoacetate afforded a product of condensation *via* water and ethanol elimination. This can be formulated as **23** or its isomeric form **24**. Structure **23** was readily established based on NOE difference experiment which indicated that NH and CH₃ protons are sterically proximal. Thus irradiating NH signal at $\delta = 12.09$ ppm enhanced CH₃ signal at $\delta = 2.31$ ppm and vice versa. Compound **7a** was reacted with 1-chloro-1-(2-phenylhydrazono)propan-2-one **25** in ethanolic triethylamine to yield a mixture of two products **26** and **27** of molecular formula C₁₉H₁₈N₆ (330.39) and C₂₈H₂₆N₈O (490.22). The one of two products corresponds to the reaction of **7a** with one molecule of **25**, *via* hydrochloric acid and water elimination and the other formed from condensation of **7a** with two molecules of **25**, with elimination of two molecules of hydrochloric acid and one molecule of water. These were assigned to structures **26** and **27** respectively, however, we could not get an accurate elemental 'N' analysis as for compound **27**. Structure **28** for the monocondensation product was excluded

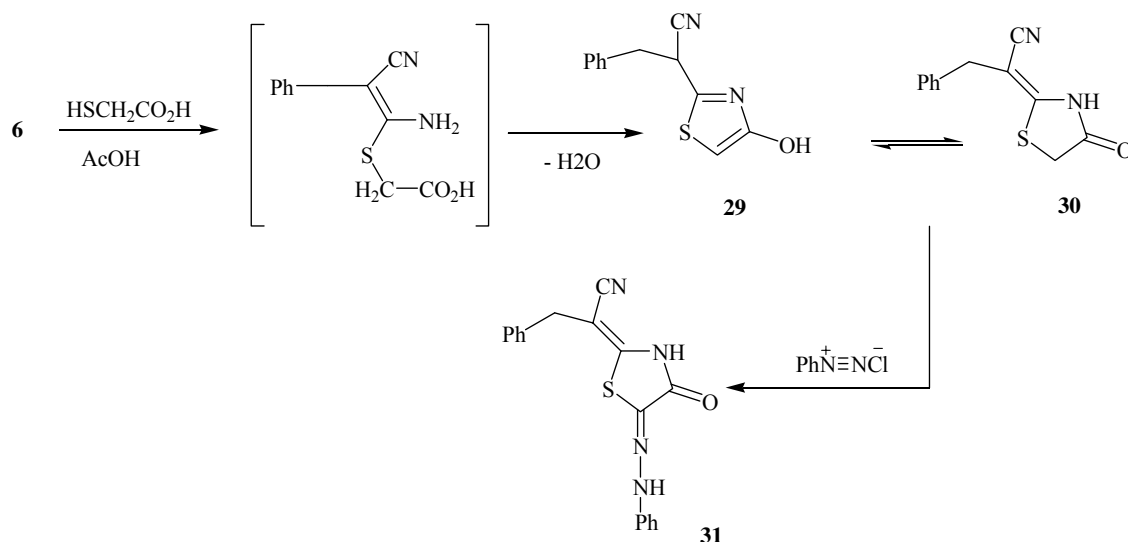
based on NOE that revealed special proximity of NH proton and aryl protons as in the case with **23** (Scheme 6).



Scheme 6

Benzylmalononitrile **6** could be also used for the synthesis of thiazolidin-4-ones *via* reaction of **6** with thioglycolic acid utilizing a procedure similar to that reported originally by Elnagdi *et al.*¹¹ for converting malononitrile into 2-(4-hydroxythiazol-2-yl)-3-phenylpropanenitrile. Thus refluxing **6** with thioglycolic acid in acetic acid afforded a product of addition and water elimination. The ^1H NMR, ^{13}C NMR and IR indicated that this product is a mixture of two of the tautomeric products **29** and **30**. IR revealed two signals corresponding to OH and CO groups and in ^{13}C -NMR an amide carbonyl carbon appeared at $\delta = 175.69$ ppm. As indicated in (Scheme 7) initially sulphur lone pair adds to electron deficient cyanocarbon. Formed adduct again cyclized *via* addition of formed amino group to carboxylic acid group and subsequent cyclization. These tautomeric products were coupled readily with benzene diazonium chloride to yield **31** (Scheme 7).

In conclusion the recently obtainable benzylmalononitrile is an interesting precursor to diaminoazoles, substituted thiazolidinones and products similar to these reported here which are expected to have potential biological activity of these unique diaminoazoles.



EXPERIMENTAL

All melting points are uncorrected and were determined with Sanyo (Gallaenkamp) instrument. Infrared spectra were recorded in KBr and were determined on a Perkin-Elmer 2000 FT-IR system. ^1H NMR spectra were determined on a Bruker DPX at 400 MHz and ^{13}C NMR were determined on Bruker DPX at 600 MHz spectrometer in CDCl_3 or $\text{DMSO}-d_6$ as solvent and TMS as internal standard; chemical shifts are reported in δ (ppm). Mass spectra were measured on VG Autospec Q MS 30 and MS 9 (AEI) spectrometers, with EI 70 EV. Elemental analyses were measured by means of LEOCHNS-932 Elemental Analyzer.

Synthesis of compound 2-Benzyl-malononitrile 6

A solution of malononitrile (0.66 g, 0.01 mol) and benzaldehyde (1.00 mL, 0.01 mol) in *i*-PrOH (5 mL) was cooled to 0 °C. Sodium borohydride (0.756 g, 0.02 mol) was added and the reaction mixture was stirred (followed by TIC test using EtOAc : petroleum ether 1 : 1 until completion). If any intermediate was present or aldehyde is remaining, more sodium borohydride (up to 0.6 equivalent) was added. The reaction was carefully quenched with ice- H_2O and 1M HCl solution, extracted with CH_2Cl_2 , filtered, and concentrated. The crude product was recrystallized from 60-80 traction was used as petroleum ether to give colorless crystals; yield 85 %; mp 88-90 °C. *Anal.* Calcd for $\text{C}_{10}\text{H}_8\text{N}_2$ (156.19): C, 76.90; H, 5.16; N, 17.94. Found: C, 76.88; H, 5.16; N, 18.13. IR (KBr): ν_{max} = 2257 (CN), 2189 (CN); ^1H NMR (400 MHz, CDCl_3): δ , ppm = 3.31 (d, 2H, CH_2 , J = 8 Hz), 3.93 (t, 1H, CH, J = 8 Hz), 7.34-7.46 (m, 5H,

Ar-H); ^{13}C NMR (600 MHz, DMSO- d_6): δ , ppm = 133.40, 129.73, 129.61, 129.24, 112.72, 37.03, 25.43. MS: m/z (%) 156 (M^+ , 30), 91 (100), 65 (20).

General procedures for preparation of compounds (7a and 7b)

Equimolecular amounts of **6a,b** (0.01 mol) and hydrazine hydrate (0.5 g, 0.01 mol) or phenylhydrazine (1.08 g, 0.01 mol) in EtOH (20 mL) were refluxed for 5-10 h (monitored by TLC using EtOAc: petroleum ether 1 : 1). The reaction mixture was cooled and poured onto ice-water. The solid, so formed, was collected by filtration and recrystallized from EtOH.

4-Benzyl-1H-pyrazole-3,5-diamine (7a)

White product; yield 80 %; mp 149-150 °C. *Anal.* Calcd for $\text{C}_{10}\text{H}_{12}\text{N}_4$ (188.10): C, 63.81; H, 6.43; N, 29.76. Found: C, 63.77; H, 6.43; N, 29.62. IR (KBr): ν_{max} = 3416, 3311 (NH_2), 3369, 3193 (NH_2), 3138 (NH); ^1H NMR (400 MHz, DMSO- d_6): δ , ppm = 3.50 (s, 2H, CH_2), 4.26 (br, 4H, amino-H, D_2O exchangeable), 7.12-7.23 (m, 5H, Ar-H), 9.91 (br, 1H, NH, D_2O exchangeable); ^{13}C NMR (600 MHz, DMSO- d_6): δ , ppm = 143.53, 129.30, 129.20, 126.22, 86.7, 80.20, 27.94. MS: m/z (%) 188 (M^+ , 100), 172 (25), 145 (30), 130 (15), 111 (80), 91 (15), 77 (10).

4-Benzyl-1-phenyl-1H-pyrazole-3,5-diamine (7b)

Brown product; yield 75 %; mp 133-135 °C. *Anal.* Calcd for $\text{C}_{16}\text{H}_{16}\text{N}_4$ (264.33): C, 72.70; H, 6.10; N, 21.20. Found: C, 72.57; H, 6.10; N, 21.31. IR (KBr): ν_{max} = 3422, 3265 (NH_2), 3335, 3157 (NH_2); ^1H NMR (400 MHz, CDCl_3): δ , ppm = 3.62 (s, 2H, CH_2), 4.54 (br, 2H, NH_2 , D_2O exchangeable), 5.01 (br, 2H, NH_2 , D_2O exchangeable), 7.09-7.56 (m, 10H, Ar-H); ^{13}C NMR (600 MHz, DMSO- d_6): δ , ppm = 154.15, 143.89, 141.88, 140.21, 128.73, 128.19, 127.94, 125.36, 123.69, 120.87, 90.25, 26.78. MS: m/z (%) 264 (M^+ , 100), 246 (30), 221 (15), 187 (70), 155 (10), 19 (90), 77 (40).

Synthesis of 3-cyano-*N'*-hydroxy-4-phenylbutanamide (8)

A mixture of **6a** (1.56 g, 0.01 mol), hydroxylamine hydrochloride (0.69 g, 0.01 mol), and sodium acetate (1.5 g) in EtOH (20 mL) was refluxed for 4 h. After cooling the mixture was poured onto ice-water. The solid, so formed, was collected by filtration and recrystallized from petroleum ether to give white crystals; yield 90 %; mp. 160-162 °C *Anal.* Calcd for $\text{C}_{10}\text{H}_{11}\text{N}_3\text{O}$ (189.22): C, 63.48; H, 5.86; N, 22.21. Found: C, 63.44; H, 5.80; N, 22.39. IR (KBr): ν_{max} = 3446 (OH), 3352, 3195 (NH_2), 2256 (CN); ^1H NMR (400 MHz, DMSO- d_6): δ , ppm = 3.21 (d, 2H, CH_2 , $J = 8$ Hz), 3.62 (t, 1H, CH, $J = 8$ Hz), 5.87 (br, 2H, NH_2 , D_2O exchangeable), 7.24-7.33 (m, 5H, Ar-H), 9.42 (br, 1H, OH, D_2O exchangeable); ^{13}C NMR (600 MHz, DMSO- d_6): δ , ppm = 148.75, 138.03, 130.14, 129.52, 127.97, 119.73, 36.76, 36.54. MS: m/z (%) 189 (M^+ , 25), 130 (30), 91 (100).

Synthesis of 4-benzylisoxazole-3,5-diamine (9)

A mixture of compound **8** (1.89 g, 0.01 mol), and *N,N*-dimethylformamide (DMF) (10 mL) was treated with a few drops of piperidine. The reaction mixture was refluxed for 6-8 h. (monitored by TLC using

EtOAc : petroleum ether 1 : 1), cooled and then poured onto ice-water. The solid, so formed, was collected by filtration and recrystallized from petroleum ether to give colorless crystals; yield 66 %; mp 70-72 °C. *Anal.* Calcd for C₁₀H₁₁N₃O (189.22): C, 63.48; H, 5.86; N, 22.21. Found: C, 63.60; H, 5.87; N, 22.19. IR (KBr): ν_{\max} = 3367, 3301 (NH₂), 3343, 3184 (NH₂); ¹H NMR (400 MHz, DMSO-*d*₆): δ , ppm = 3.47 (s, 2H, CH₂), 4.98 (br, 2H, NH₂, D₂O exchangeable), 6.07 (br, 2H, NH₂, D₂O exchangeable), 7.14-7.31 (m, 5H, Ar-H); ¹³C NMR (600 MHz, DMSO-*d*₆): δ , ppm = 166.36, 164.86, 142.18, 135.19, 131.25, 129.27, 81.07, 26.41. MS: *m/z* (%) 189 (M⁺, 25), 155 (10), 130 (15), 117 (25), 91 (100), 65 (15).

Synthesis of *N*-(1-acetyl-5-amino-4-benzyl-1*H*-pyrazol-3-yl)acetamide (**12**)

A mixture of compound **7a** (1.88 g, 0.01 mol) and acetic anhydride (20 ml) was refluxed for 2 h. The reaction mixture was evaporated under reduced pressure in vacuum yielding a crude product. The crude product formed was recrystallized from petroleum ether to give a white product; yield 80 %; mp 197-199 °C. *Anal.* Calcd for C₁₄H₁₆N₄O₂ (272.31): C, 61.75; H, 5.92; N, 20.57. Found: C, 61.64; H, 5.93; N, 20.42. IR (KBr): ν_{\max} = 3263 (NH), 3062 (NH), 3028 (NH), 1742 (CO), 1675 (CO); ¹H NMR (400 MHz, DMSO-*d*₆): δ , ppm = 1.88 (s, 3H, CH₃), 1.98 (s, 3H, CH₃), 3.61 (s, 2H, CH₂), 7.05-7.24 (m, 5H, Ar-H), 9.84 (br, 1H, NH, D₂O exchangeable), 10.04 (br, 2H, NH, D₂O exchangeable); ¹³C NMR (600 MHz, DMSO-*d*₆): δ , ppm = 170.16, 170.10, 148.37, 139.64, 136.58, 129.08, 129.02, 126.82, 116.15, 29.20, 23.48, 23.39. MS: *m/z* (%) 272 (M⁺, 100), 229 (85), 186 (45), 127 (35), 90 (25).

Synthesis of *N*-(4-benzyl-5-((dimethylamino)methyleneamino)-1*H*-pyrazol-3-yl)acetamide (**13**)

A mixture of compound **12** (2.72 g, 0.01 mol) and *N,N*-dimethylformamide dimethyl acetal (DMFDMA) (1.19 g, 0.01 mol) in xylene (20 mL)) was refluxed for 6 h. The reaction mixture was evaporated under reduced pressure in vacuum yielding a crude product, which was recrystallized from toluene to give a faint yellow product; yield 60 %; mp 148-150 °C. *Anal.* Calcd for C₁₅H₁₉N₅O (285.35): C, 63.14; H, 6.71; N, 24.54. Found: C, 62.94; H, 6.60; N, 24.72. IR (KBr): ν_{\max} = 3263 (NH), 3295 (NH), 3062 (NH); ¹H NMR (400 MHz, DMSO-*d*₆): δ , ppm = 1.62 (s, 3H, CH₃), 2.86 (s, 3H, CH₃), 2.91 (s, 3H, CH₃), 3.60 (s, 2H, CH₂), 7.05-7.21 (m, 5H, Ar-H), 7.76 (s, 1H, CH), 9.47 (br, 1H, NH, D₂O exchangeable), 11.6 (br, 1H, NH, D₂O exchangeable); ¹³C NMR (600 MHz, DMSO-*d*₆): δ , ppm = 170.39, 155.25, 142.73, 141.35, 129.07, 129.00, 126.45, 102.05, 79.88, 39.53, 34.57, 23.46. MS: *m/z* (%) 285 (M⁺, 100), 272 (30), 225 (30), 187 (30), 172 (30), 91 (40), 77 (10).

Synthesis of compounds (**19** and **20**)

Equimolecular amounts of **7a** (1.88 g, 0.01 mol) and benzylidenemalononitrile (1.54 g, 0.01 mol) in EtOH (20 mL) were refluxed for 5-7 h (monitored by TLC using EtOAc : petroleum ether 1 : 1). The reaction mixture was evaporated under reduced pressure in vacuum yielding a crude product. This crude product contains two compounds which were separated by a long column chromatography using a mixture of petroleum ether and EtOAc (1:1) as an eluent. Compound **19** was separated at R_f = 0.54, while

compound **20** was separated at $R_f = 0.32$.

2,7-Diamino-3-benzyl-5-phenyl-4,5-dihydropyrazolo[1,5-*a*]pyrimidine-6-carbonitrile (19)

The solid, so formed after evaporation of the eluent, was recrystallized from petroleum ether to give a faint brown product; yield 35 %; mp 179-180 °C. *Anal.* Calcd for $C_{20}H_{18}N_6$ (342.40): C, 70.16; H, 5.30; N, 24.54. Found: C, 70.07; H, 5.33; N, 24.13. IR (KBr): $\nu_{\max} = 3440, 3332$ (NH₂), 3381, 3329 (NH₂), 3203 (NH), 2172 (CN); ¹H NMR (400 MHz, DMSO-*d*₆): δ , ppm = 3.56 (s, 2H, CH₂), 5.02-5.11 (br, 3H, CH, NH₂, D₂O exchangeable), 6.43 (br, 2H, NH₂, D₂O exchangeable), 7.13 (br, 1H, NH, D₂O exchangeable), 7.20-7.34 (m, 10H, Ar-H); ¹³C NMR (600 MHz, DMSO-*d*₆): δ , ppm = 158.35, 148.68, 145.17, 144.24, 141.98, 129.23, 128.93, 128.85, 128.30, 126.84, 126.41, 121.89, 88.19, 55.12, 54.01, 26.75. MS: *m/z* (%) 342 (M⁺, 80), 264 (35), 186 (40), 111 (80), 91 (100).

2,7-Diamino-3-benzyl-5-phenylpyrazolo[1,5-*a*]pyrimidine-6-carbonitrile (20)

The solid, so formed after evaporation of the eluent, was recrystallized from petroleum ether (60-80) to give a faint yellow product; yield 55 %; mp 214-216 °C. *Anal.* Calcd for $C_{20}H_{16}N_6$ (340.14): C, 70.57; H, 4.74; N, 24.69. Found: C, 70.33; H, 4.73; N, 24.40. IR (KBr): $\nu_{\max} = 3443, 3352$ (NH₂), 3417, 3300 (NH₂), 2212 (CN); ¹H NMR (400 MHz, DMSO-*d*₆): δ , ppm = 3.89 (s, 2H, CH₂), 5.78 (br, 2H, NH₂, D₂O exchangeable), 7.11-7.79 (m, 10H, Ar-H), 8.13 (br, 2H, NH₂, D₂O exchangeable); ¹³C NMR (600 MHz, DMSO-*d*₆): δ , ppm = 161.08, 158.56, 149.71, 146.50, 142.06, 138.88, 131.03, 130.29, 129.48, 129.23, 129.18, 126.71, 118.34, 96.45, 70.93, 27.44. MS: *m/z* (%) 340 (M⁺, 100), 324 (15), 297 (30), 263 (80), 195 (10), 153 (10), 127 (10), 104 (20), 77 (10).

Synthesis of 4,7-diamino-8-benzylpyrazolo[5,1-*c*][1,2,4]triazine-3-carbonitrile (22)

A solution of malononitrile (0.66 g, 0.01 mol) in EtOH (50 mL) was treated with sodium acetate (5 g). The diazonium salt was then added gradually, with stirring, to the mixture. These diazonium salts was prepared from compound **7a** (1.88 g, 0.01 mol) dissolved in acetic acid (5 mL), concentrated hydrochloric acid (2.5 mL), and sodium nitrite (0.69 g, 0.01 mol) according to the standard literature procedures. After complete addition of the diazonium salt, the reaction mixture was kept at rt for 1 h. The resulting solid product was filtered. The solid, so formed, was collected by filtration and recrystallized from EtOH to give a yellow product; yield 80 %; mp 237-239 °C. *Anal.* Calcd for $C_{13}H_{11}N_7$ (265.28): C, 58.86; H, 4.18; N, 36.96. Found: C, 58.91; H, 4.14; N, 37.08. IR (KBr): $\nu_{\max} = 3314, 3162$ (NH₂), 3235, 3159 (NH), 2225 (CN); ¹H NMR (400 MHz, DMSO-*d*₆): δ , ppm = 4.21 (s, 2H, CH₂), 7.17-7.32 (m, 7H, Ar-H, NH₂, D₂O exchangeable), 9.28 (br, 1H, NH₂, D₂O exchangeable); ¹³C NMR (600 MHz, DMSO-*d*₆): δ , ppm = 146.06, 145.61, 143.15, 140.21, 128.41, 128.36, 126.11, 115.99, 112.46, 104.30, 28.20. MS: *m/z* (%) 265 (M⁺, 40), 250 (60), 222 (30), 170 (20), 129 (30), 84 (100), 66 (20).

Synthesis of compound 2-amino-3-benzyl-5-methylpyrazolo[1,5-*a*]pyrimidin-7(4*H*)-one (23)

Equimolecular amounts of **7a** (1.88 g, 0.01 mol) and EtOAc (1.30 g, 0.01 mol) in ethanol (20 mL) were

refluxed for 5-10 h (monitored by TLC using EtOAc : petroleum ether 1 : 1). The reaction mixture was cooled and poured onto ice-water. The solid, so formed, was collected by filtration and crystallized from EtOH, to give a white crystals, yield 85 %; mp 255-256 °C. *Anal.* Calcd for C₁₄H₁₄N₄O (254.29): C, 66.13; H, 5.55; N, 22.03. Found: C, 66.33; H, 5.55; N, 21.98. IR (KBr): ν_{\max} = 3338, 3266 (NH₂), 3173 (NH), 1681 (CO); ¹H NMR (400 MHz, DMSO-*d*₆): δ , ppm = 2.31 (s, 3H, CH₃), 3.94 (s, 2H, CH₂), 5.56 (br, 2H, NH₂, D₂O exchangeable, 7.16-7.30 (m, 5H, Ar-H), 7.68 (s, 1H, CH), 12.09 (br, 1H, NH, D₂O exchangeable); ¹³C NMR (600 MHz, DMSO-*d*₆): δ , ppm = 156.76, 150.78, 143.55, 141.21, 139.26, 128.75, 128.62, 126.44, 101.70, 95.22, 27.88, 19.08. MS: *m/z* (%) 254 (M⁺, 15), 239 (100), 211 (20), 162 (50), 128 (15), 91 (25).

Synthesis of compounds (26 and 27)

Equimolecular amounts of **7a** (1.88 g, 0.01 mol) and **25** (1.96 g, 0.01 mol) in EtOH (20 mL) was treated with a few drops of Et₃N. and the whole mixture was refluxed for 5-7 h (monitored by TLC using EtOAc: petroleum ether 1 : 1). The reaction mixture was evaporated under reduced pressure in vacuum yielding a crude product. The crude was washed with petroleum ether to extract the compound **27** as a red product. The residue was crystallized from toluene to yield compound **26** as a red product also.

1-(7-Benzyl-2-methyl-3H-imidazo[1,2-*b*]pyrazol-3-ylidene)-2-phenylhydrazine (26)

Compound **26** was formed in 55 % yield; mp 166-168 °C. *Anal.* Calcd for C₁₉H₁₈N₆ (330.39): C, 69.07; H, 5.49; N, 25.44. Found: C, 68.87; H, 5.70; N, 25.65. IR (KBr): ν_{\max} = 3328, 3292 (NH₂), 3228 (NH); ¹H NMR (400 MHz, DMSO-*d*₆): δ , ppm = 2.50 (s, 3H, CH₃), 3.82 (s, 2H, CH₂), 5.67 (br, 2H, NH₂ D₂O exchangeable), 6.95-7.36 (m, 10H, Ar-H), 10.06 (br, 1H, NH, D₂O exchangeable); ¹³C NMR (600 MHz, DMSO-*d*₆): δ , ppm = 166.54, 160.11, 152.25, 142.67, 139.99, 131.50, 129.49, 128.31, 128.19, 125.99, 122.02, 113.57, 96.93, 26.69, 14.78. MS: *m/z* (%) 330 (M⁺, 25), 274 (95), 236 (20), 278 (70), 160 (40), 147 (25), 105 (45), 77 (60).

N-(7-Benzyl-2-methyl-3-(2-phenylhydrazono)-3H-imidazo[1,2-*b*]pyrazol-6-yl)-2-oxo-*N'*-(phenylamino)propanamide (27)

Compound **27** was formed in 35 % yield; mp 181-183 °C. *Anal.* Calcd for C₂₈H₂₆N₈O (490.57): C, 68.55; H, 5.34; N, 22.84. Found: C, 68.76; H, 5.52; N, 20.43. IR (KBr): ν_{\max} = 3436 (NH), 3336 (NH), 3252 (NH), 1654 (CO); ¹H NMR (400 MHz, CDCl₃): δ , ppm = 2.60 (s, 3H, CH₃), 4.05 (s, 2H, CH₂), 6.70-7.40 (m, 16H, Ar-H, NH, D₂O exchangeable), 9.11 (br, 1H, NH, D₂O exchangeable), 9.71 (br, 1H, NH D₂O exchangeable); MS: *m/z* (%) 490 (M⁺, 15), 474 (25), 434 (20), 398 (30), 274 (100), 178 (30), 77 (70).

Synthesis of 2-(4-hydroxythiazol-2-yl)-3-phenylpropanenitrile (29) and 2-(4-oxothiazolidin-2-ylidene)-3-phenylpropanenitrile (30)

Equimolecular amounts of **6a** (1.56 g, 0.01 mol) and thioglycolic acid (0.92 g, 0.01 mol) in acetic acid (20 mL) were refluxed for 5 h. The reaction mixture was cooled and poured onto ice-water. The solid, so

formed, was collected by filtration and recrystallized from EtOH, to give a brown product; yield 75 %; mp 180-182 °C. *Anal.* Calcd for C₁₂H₁₀N₂OS (230.05): C, 62.59; H, 4.38; N, 12.16; S, 13.92. Found: C, 62.38; H, 4.59; N, 12.19; S, 13.84. The mixture of two tautomers give IR (KBr): ν_{\max} = 3443 (OH), 3174 (NH), 2244 (CN), 2202 (CN), 1720 (CO); ¹H NMR (400 MHz, DMSO-*d*₆): δ , ppm = 3.08 (d, 2H, CH₂, *J* = 8 Hz), 3.45 (s, 2H, CH₂), 3.91 (s, 2H, CH₂), 4.69 (t, 1H, CH, *J* = 8 Hz), 7.26-7.41 (m, 11H, Ar-H, CH), 9.29 (br, 1H, OH, D₂O exchangeable), 11.85 (br, 1H, NH, D₂O exchangeable); ¹³C NMR (600 MHz, DMSO-*d*₆): δ , ppm = 175.69, 175.18, 154.34, 139.32, 138.02, 129.98, 129.63, 129.19, 128.04, 127.87, 127.70, 120.48, 120.44, 81.81, 57.47, 45.23, 35.75, 34.41, 34.35, 32.33. MS: *m/z* (%) 230 (M⁺, 70), 196 (10), 161 (45), 129 (20), 101 (100), 83 (85), 73 (40).

Synthesis of 2-[4-oxo-5-(phenylhydrazono)-thiazolidin-2-ylidene]-3-phenylpropionitrile (31)

A solution of a mixture of two of the tautomeric products **29** and **30** (2.30 g, 0.01 mol) in EtOH (50 mL) was treated with sodium acetate (5 g). Benzenediazonium chloride was then added gradually, with stirring, to the mixture; the diazonium salt was prepared from aniline (0.93 g, 0.01 mol), concentrated hydrochloric acid (2.5 mL) according to standard literature procedures, and sodium nitrite (0.69 g, 0.01 mol). After complete addition of the diazonium salt, the reaction mixture was kept at rt for 1 h. The solid, so formed, was collected by filtration and recrystallized from EtOH, to give red product; yield 80 %; mp 236-237 °C. *Anal.* Calcd for C₁₈H₁₄N₄OS (334.4): C, 64.65; H, 4.22; N, 16.75; S, 9.59. Found: C, 64.65; H, 4.36; N, 16.88; S, 9.44. IR (KBr): ν_{\max} = 3272 (NH), 3237 (NH), 2205 (CN), 1710 (CO); ¹H NMR (400 MHz, DMSO-*d*₆): δ , ppm = 3.81 (s, 2H, CH₂), 7.01-7.43 (m, 11H, Ar-H, NH, D₂O exchangeable), 8.18 (br, 1H, NH, D₂O exchangeable); ¹³C NMR (600 MHz, DMSO-*d*₆): δ , ppm = 165.45, 133.12, 129.97, 129.84, 129.74, 128.68, 128.50, 126.50, 123.49, 118.50, 117.51, 114.39, 114.30, 35.11. MS: *m/z* (%) 234 (M⁺, 90), 207 (25), 181 (15), 90 (100).

ACKNOWLEDGEMENTS

The authors are grateful to Kuwait University, Research Administration for financial support through project No. SC05/07 and for SAF facilities projects GS01/01; GS03/01.

REFERENCES

1. F. Freeman, *Chem. Rev.*, 1969, **69**, 591.
2. M. H. Elnagdi and S. O. Abdoula, *J. Prakt. Chem*, 1973, **315**, 1009.
3. M. H. Elnagdi, *Tetrahedron*, 1974, **30**, 2791.
4. M. H. Elnagdi, H. A. El-fahham, and G. E. H. Elgemeie, *Heterocycles*, 1983, **20**, 519.
5. G. E. H. Elgemeie, M. M. M. Sallam, S. M. Sherif, and M. H. Elnagdi, *Heterocycles*, 1985, **23**, 3107.

6. M. H. Elnagdi, E. M. Kandeel, and M. R. H. Elmoghayer, *Z. Naturforsch.*, 1977, **32b**, 307.
7. M. H. Elnagdi, M. R. H. Elmoghayer, and G. E. H. Elgemeie, *Advanced in Heterocyclic Chemistry*, 1987, **41**, 319.
8. S. Abdou, H. M. Fahmy, K. U. Sadek, and M. H. Elnagdi, *Heterocycles*, 1981, **16**, 2177.
9. Z. E. Kandeel, E. A. Hafez, M. A. Sleim, F. A. Abdellatif, and M. H. Elnagdi, *Heteroatom Chem.*, 1995, **6**, 305.
10. F. Al-Omran, M. M. Abdel Khalik, A. A. ElKhair, and M. H. Elnagdi, *J. Chem. Res (s)*, 1998, 294
Ibid. (m) 1201.
11. M. H. Elnagdi, M. R. H. Elmoghayer, A. E. F. G. Hammam, and S. A. Khallaf, *J. Heterocycl. Chem.*, 1979, **15**, 1541.
12. M. R. H. Elmoghayer, M. K. Ibraheim, A. Elghandour, and M. H. Elnagdi, *Synthesis*, 1981, 635.
13. H. Reimlinger, M. A. Reiren, and R. Merenyi, *Chem. Ber.*, 1970, **103**, 3252.
14. E. C. Taylor and K. S. Hartke, *J. Am. Chem. Soc.*, 1959, **81**, 2452.
15. V. Kryštof, P. Cankar, I. Fryšová, J. Slouka, G. Kontopidis, P. Dzubák, M. Hajdúch, J. Srovnal, W. F. de Azevedo, M. Orság, M. Paprskárová, J. Rolčík, A. Látr, P. M. Fischer, and M. Strnad, *J. Med. Chem.*, 2006, **49**, 9500.
16. M. A. Chafeev, T. S. Daynard, Z. Zhang, S. Wang, G. B. Cheopiuk, S. V. Sviridov, U. S. patent 7105503 *Kinetek Pharmaceuticals*, (*Chem. Abstr.*, 2006, **144**, 9080A).
17. L. Gerard, U. S. patent 6890326, May 10, 2005, (*Chem. Abstr.*, 2005, **142**, 4270A).
18. A. Echevarria, J. Elguero, G. Yranzo, E. Diez-Barra, A. de la Hoz, A. Moreno, and M. Garcia-Martin, *J. Chem. Soc.*, 1993, **18**, 2229.
19. J. Vaquero, L. Fuentes, J. C. Del Castillo, M. Perez, J. L. Garcia, and J. L. Soto, *Synthesis*, 1987, **1**, 33.
20. J. C. Dunham, A. D. Richardson, and R. E. Sammelson, *Synthesis*, 2006, **4**, 680.
21. H. M. Al-Matar and S. M. Riyadh, *J. Heterocycl. Chem.*, submitted for publication.
22. H. F. Anwar, D. H. Fleita, H. Kolshorn, H. Meier, and M. H. Elnagdi, *Arkivoc*, 2006, **xv**, 133.
23. R. M. Silverstein, F. X. Webster, and D. J. Kiemle, 'Spectrometric Identification of Organic Compounds', 7 ed, Wiley & Sons. Inc., Hoboken, NJ, USA, p. 317.