

VERSATILE SYNTHESIS OF HETEROCYCLIC [n,3,4]PROPELLANES

Shiro Morita, Sunao Fukushima and Ken Kanematsu*

Faculty of Pharmaceutical Sciences, Kyushu University,

Maedashi, Higashiku, Fukuoka, 812, Japan.

Pericyclic reactions of N-phenyl p-benzoquinone-2,3-dicarboxylic imide (PBI) with homo-diene and conjugated medium-ring polyenes have been examined. The high peri- and stereospecificity observed with dienes is explained using the frontier orbital model where the diene HOMO-PBI LUMO interaction predominates.

The cycloadducts of p-benzoquinone (BQ) with polyolefins are anticipated to be suitable precursors for the preparation of $[2\pi + 2\pi]$ photocage compounds¹⁾. However, BQ is well known to act as a weaker dienophile in pericyclic reaction. In fact, BQ is proved to be inert to reaction with homo-diene and conjugated medium-ring polyenes such as norbornadiene, cycloheptatriene and tropone even at elevated temperature²⁾. Recently we have reported²⁾ that p-benzoquinone-2,3-dicarboxylic anhydride (PBA) behaves as a highly reactive dienophile in pericyclic reaction and also provides a simple synthetic route to new propellane molecule³⁾. To provide some additional data for understanding these reaction modes, N-phenyl p-benzoquinone-2,3-dicarboxylic imide (PBI) as well as PBA seemed to be a highly reactive synthon for the pericyclic syntheses. Furthermore, the medicinal interest⁴⁾ has prompted us to prepare the heterocyclic propellanes by the reaction of PBI.

In this communication, we present the results of our studies of the cycloaddition reactions of PBI with several polyolefins.

The LUMO energy of PBI was estimated 0.7 eV lower than that of BQ by means of Pariser-Parr-

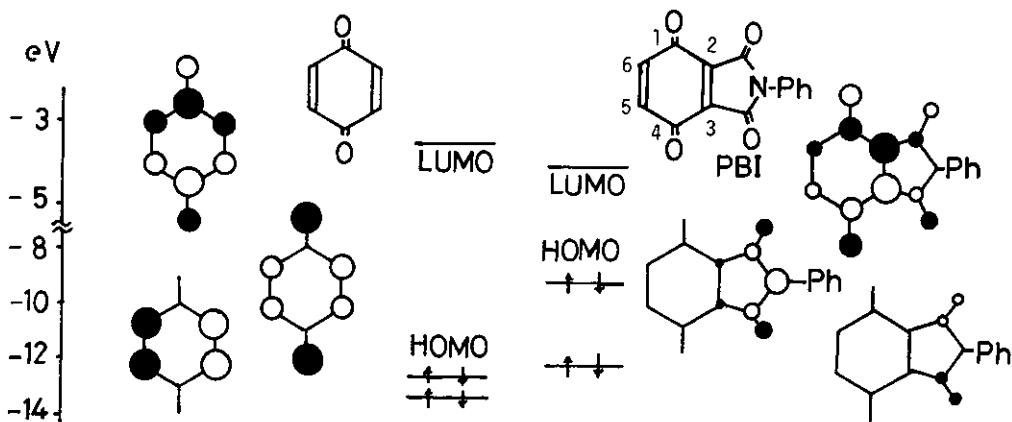


Figure 1. π Molecular orbitals of BQ and PBI.

Pople MO calculation⁵⁾ as shown in Figure 1. It is predicted by using the energy and the relative coefficient magnitudes of LUMO that PBI behaves as highly reactive and LUMO controlled dienophile in the pericyclic reactions and also reacts predominantly at the sites of C₂-C₃ towards polyolefins.

Heating hydroquinone-2,3-dicarboxylic anhydride⁶⁾ with an equimolar amount of aniline in acetic acid for 2 hr gave N-phenyl hydroquinone-2,3-dicarboxylic imide in 75 % yield, whose treatment with nitrogen dioxide in carbon tetrachloride at room temperature for 20 min afforded PBI [mp 235-238°(acetone), ir(cm⁻¹, nujol) 1730, 1660. nmr(acetone-d₆, δ) 7.12(s), 7.02-7.70(phenyl-H), mass(m/e) 253(M⁺)] in quantitative yield.

When norbornadiene was added to PBI suspended in solvents such as nonpolar benzene and chloroform, and polar acetonitrile at reflux temperature, only a homo-Diels-Alder adduct 1 was formed in 90 % yield. It is to be noted that the exclusive formation of the adduct 1 could be explained as the result of the concerted fashion, since the reaction of norbornadiene with substituted acetylenic dienophile afforded homo-Diels-Alder adduct together with [2π + 2π] cycloadduct and Wagner-Meerwein rearrangement product *via* an ionic intermediate⁷⁾.

In the similar manner, the reactions of quadricyclane, 6,6-dimethylfulvene and cycloheptatriene with PBI at room temperature gave the corresponding 1:1 adducts, 2, 3 and 4, in nearly quantitative yields. By contrast, more vigorous conditions were required for the reaction of tropone with PBI.

The results of the cycloaddition reactions are summarized in Table 1.

The stereochemistry of these adducts, 1-4, follows from the similarity of their NMR spectra (Table 1) to corresponding PBA adducts as previously reported by us²⁾. Further, the endo stereochemistry⁸⁾ of 3 and 4 was confirmed by chemical transformation: irradiations of 3 and 4 in benzene solution formed the corresponding [2π + 2π] photocage compounds in excellent yields. The details about these photocage compounds will be mentioned in subsequent paper. On the other hand, the tropone adduct 5 was concluded to be normal [4π + 2π] cycloadduct: the NMR spectrum of 5 exhibits a characteristic pattern of the [4π + 2π] tropone adducts⁹⁾. Although no chemical evidence exists as to the endo or exo nature of the enedione moiety⁸⁾ in 5 at the present stage, the HOMO-LUMO interactions and the secondary interactions¹⁰⁾ as depicted in Figure 2 should favor the endo orientation.

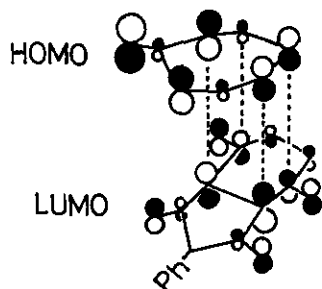
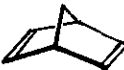
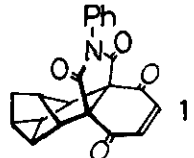

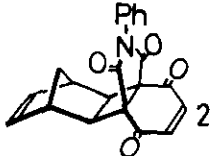
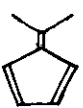
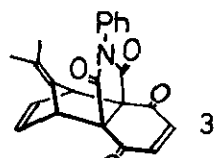

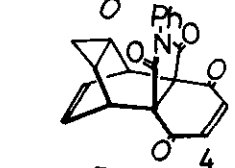
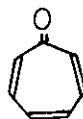
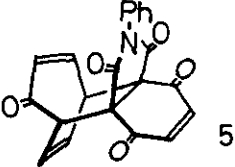


Figure 2. HOMO-LUMO interactions and secondary interactions for the cycloaddition of tropone with PBI.

Other aspects of the chemistry of PBI are currently under investigation in our laboratory.

Table 1. Cycloaddition of PBI with polyolefins.

Addend	Condition employed	Product	mp, °C	Yield	¹ H NMR spectrum(CDCl ₃ , δ)
	CHCl ₃ reflux 40 min.	 1	218 (decomp.)	90 %	1.21(d, J=4.0, 2H) 1.50(m, 1H) 1.57(s, 2H) 2.00(bs, 1H) 3.10 (bs, 2H) 6.83(s, 2H) 7.20-7.50 (phenyl-H)
	C ₆ H ₆ room temp. 20 min.	 2	258	quant.	1.45(bs, 1H) 1.59(s, 1H) 2.60 (s, 2H) 3.32(m, 2H) 6.12(m, 2H) 6.89(s, 2H) 7.20-7.50(phenyl-H)
	CHCl ₃ room temp. 10 min.	 3	214 (decomp.)	quant.	1.62(s, 6H) 4.40(m, 2H) 6.42(m, 2H) 6.68(s, 2H) 7.02-7.45 (phenyl-H)
	CHCl ₃ room temp. 30 min.	 4	210	quant.	0.20(m, 1H) 0.35(m, 1H) 1.25(m, 2H) 4.15(m, 2H) 5.85(dd, J=8.5, 3.5, 2H) 6.80(s, 2H) 7.00-7.50 (phenyl-H)
	C ₆ H ₅ Cl reflux 2 hr.	 5	205 (decomp.)	76 %	4.30(dd, J=8.0, 7.0, 1H) 4.45(dd, J=7.5, 1.8, 1H) 5.76(dd, J=11.0, 1.8, 1H) 6.44(t, J=8.0, 7.5, 1H) 6.76(t, J=8.0, 7.0, 1H) 7.10(q, J= 11.0, 8.0, 1H) 7.04(s, 1H) 7.08(s, 1H) 7.08-7.60(phenyl-H)

ACKNOWLEDGEMENT

We thank Misses N. Yamashita and T. Sakagami of the Faculty of Pharmaceutical Sciences of Kyushu University for technical assistance.

This investigation was supported in part by the Grant-in-aid for Chemical Research in Development and Utilization of Nitrogen-Organic Resources.

REFERENCES AND NOTES

- 1) R. N. Warrener, I. W. McCay and M. N. Paddon-Row, Aust. J. Chem., **30**, 2189 (1977).
- 2) S. Morita, S. Fukushima and K. Kanematsu, submitted to J. Am. Chem. Soc.
- 3) Reviews: (a) D. Ginsburg, Acc. Chem. Res., **2**, 121 (1969). (b) D. Ginsburg, ibid., **5**, 249 (1972). (c) D. Ginsburg, ibid., **7**, 286 (1974).
- 4) Some of propellane molecules possess central nervous system depressant property; see E. R. Wagner and A. D. Rudzik, J. Med. Chem., **10**, 607 (1967).
- 5) The frontier molecular orbital theory suggests that the introduction of electron-withdrawing substituents in BQ, which causes dropping LUMO energy of the parent molecule, will accelerate the reaction; see (a) S. Inagaki, H. Fujimoto and K. Fukui, J. Am. Chem. Soc., **98**, 4693 (1976). and references cited therein. (b) I. Fleming, "Frontier Orbitals and Organic Chemical Reactions", John Wiley & Sons, New York, N. Y., 1976.
- 6) J. Thiele and F. Gunther, Justus Liebigs Ann. Chem., **349**, 66 (1906).
- 7) T. Sasaki, S. Eguchi, M. Sugimoto and F. Hibi, J. Org. Chem., **37**, 2317 (1972).
- 8) Assignment of endo and exo configuration was made with respect to the enedione moiety derived from PBI.
- 9) (a) S. Ito, H. Takeshita and T. Shoji, Tetrahedron Letters, 1815 (1969). (b) T. Sasaki, K. Kanematsu and K. Hayakawa, J. Chem. Soc. (C), 2142 (1971). (c) Inga-Mai Tegmo-Larsson and K. N. Houk, Tetrahedron Letters, 941 (1978).
- 10) R. Hoffmann and R. B. Woodward, J. Am. Chem. Soc., **87**, 4388 (1965).

Received, 21st December, 1978