

FORMATION MECHANISM OF 2-(N-ALKYL-4-CHLOROBUTYLAMINO)-4-CHLORO-
QUINAZOLINE

Hideki Miki

Research Laboratories, Agricultural Chemicals Division, Takeda
Chemical Industries, LTD., Juso-honmachi, Yodogawa-ku, Osaka
532, Japan

Abstract — The reaction of 2,4(1H,3H)-quinazolinedione (1) with N-alkylpyrrolidine in phosphoryl chloride undergoes readily the reaction of a von Braun type through the formation of dichlorophosphate and a quaternary ammonium salt in sequence, which decomposes to give 2-(N-alkyl-4-chlorobutylamino)-4-chloroquinazoline (3). A conceivable reaction mechanism is discussed.

In the preceding paper¹⁾, the author has reported that in the reaction of 1 with phosphoryl chloride in the presence of excess N-alkylpyrrolidine, the hydroxy groups of 2- and 4-position of quinazoline nucleus are replaced by the N-alkyl-4-chlorobutylamino group and the chlorine to give 2,4-dichloroquinazoline (2) and 3, and the products ratio is markedly affected by the bulkiness rather than the basicity of N-alkylpyrrolidine.

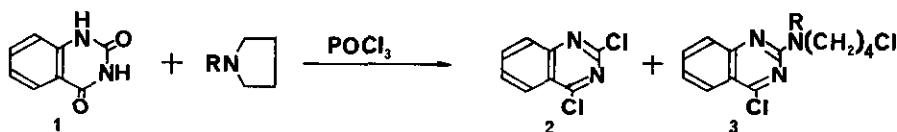


Chart 1

Formation of 3 is particularly interesting in the following respect: first, an alkylamino group is introduced to the 2-position of quinazoline nucleus. Nucleophilic reactions at the 4-position proceed more rapidly than at the 2-position of 2,4^{2,3)} Secondary: an N-alkyl-4-chlorobutylamino group is introduced to quinazoline nucleus in a one-pot reaction.

This communication deals with experimental results and discussion on the formation mechanism of 3 from 1.

It was considered to involve one of three compounds, 2, 2-chloro-4(3H)-quina-

zalone (4) or dichlorophosphate (5), as an intermediate of this reaction. Following investigations were undertaken for obtaining information about the intermediate.

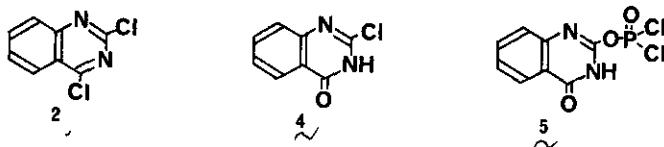


Chart 2

Compound $\underline{2}$ was reacted with excess phosphoryl chloride in the presence of excess N-methylpyrrolidine, but $\underline{2}$ was recovered.

When compound $\underline{4}$ synthesized by the method of Lange et al.⁵⁾ was worked up in a similar reaction condition, compound $\underline{2}$ was the only isolated product and the expected 4-chloro-2-(4-chloro-N-methylbutylamino)quinazoline (3a) could not be detected.

From these results, the possibilities to involve $\underline{2}$ or $\underline{4}$ as an intermediate in the formation process of $\underline{3}$ were excluded.

Any attempts to detect $\underline{5}$ were unsuccessful. However, when compound $\underline{1}$ was reacted with 1.1 mol equivalents of phosphoryl chloride in the presence of N-methylpyrrolidine, 2-(4-chloro-N-methylbutylamino)-4(3H)-quinazolone (6) was obtained. The chlorination of $\underline{6}$ with phosphoryl chloride in the presence or absence of N-methylpyrrolidine yielded $\underline{3a}$. These results show that $\underline{5}$ and $\underline{6}$ may be involved as intermediate.

Consequently, a plausible mechanism for the reaction of $\underline{1}$ with phosphoryl chloride in the presence of excess N-alkylpyrrolidine is considered as shown in Chart 3.

It seems to be quite probable that the reaction proceeds initially through the formation of $\underline{5}$ and then it may be attacked by chloride anion or tertiary amine to give $\underline{4}$ and $\underline{7}$, respectively. i) When the alkylamine such as N-methyl-, N-ethyl-, N-propyl- or N-butylpyrrolidine¹⁾ is used as a base in the chlorination of $\underline{1}$, this amine reacts with intermediate $\underline{5}$ to form quaternary ammonium salt $\underline{7}$. Intermediate $\underline{7}$ is converted to $\underline{6}$ via degradation reaction similar to the reaction of von Braun type⁶⁾ which is chlorinated to give $\underline{3}$. ii) When the bulky alkylamine such as N-sec-butyl- or N-tert-butylpyrrolidine¹⁾ is used as a base, intermediate $\underline{5}$ can not be reacted with this amine and is attacked by chloride anion to give $\underline{4}$. Compound $\underline{4}$ is instantly converted to $\underline{2}$, which is not reacted any more with the amine under this reaction condition.

This mechanism can reasonably explain that the chlorination of $\underline{1}$ with phosphoryl

chloride in the presence of triethylamine give 4-chloro-2-diethylaminoquinazoline instead of 2, while when tripropylamine is used as a base in place of triethylamine, compound 1 is smoothly converted to 2.⁷⁾ This mechanism is comparable with that the proposed mechanism for the reaction of phosphoryl chloride adducts of acide amides with amines to give amidines by nucleophilic attack.⁸⁾

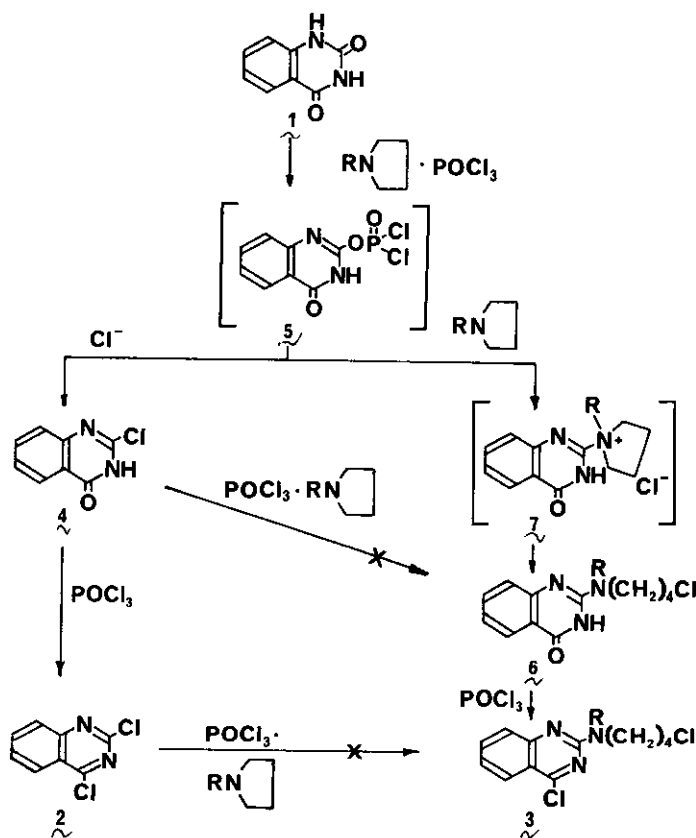


Chart 3

As the results of these studies, it has become apparent that the products ratio depends on the bulkiness rather than the basicity of the alkylamine used.

Reaction of 2 with N-Methylpyrrolidine in Phosphoryl Chloride — A mixture of 2 (1.0 g) and N-methylpyrrolidine (3 ml) in phosphoryl chloride (8 ml) was stirred at 80-85° for 30 min. The reaction mixture was poured into ice-water to recover

2 quantitatively.

Reaction of 4 with N-Methylpyrrolidine in Phosphoryl Chloride — Compound 4 was reacted with a similar procedure described above to give 2, mp 116-118° (90 %).

2-(4-Chloro-N-methylbutylamino)-4(3H)-quinazolone (6) — A mixture of 1 (3.2 g), phosphoryl chloride (3.4 g) and N-methylpyrrolidine (3.5 g) in acetonitrile (300 ml) was stirred at 80-85° for 8 hr. The hot reaction mixture was filtered to recover unreacted 1 (1.8 g) and the filtrate was concentrated in vacuo to dryness. The residue was recrystallized from acetonitrile to give 1.8 g of 6 (78.3 %) as colorless needles, mp 152°. PMR (CDCl₃): 1.49-2.21 (4H, m, CH₂), 3.26 (3H, s, CH₃), 3.40-3.90 (4H, m, CH₂), 7.05-8.32 (4H, m, Ar-H), 11.5 (1H, br-s, NH). IR (nujol): 3150 cm⁻¹ (NH). MS m/e : 265 (M⁺).

Chlorination of 6 — N-Methylpyrrolidine (6 ml) was added to a mixture of 6 (1.5 g) and phosphoryl chloride (15 ml) at 80-85°. The mixture was stirred for 20 min. After the excess amounts of phosphoryl chloride and N-methylpyrrolidine were evaporated off in vacuo, the residue was dissolved in 20 ml of chloroform. The chloroform solution was washed with water, satd. NaHCO₃ aq. and satd. NaCl aq. solution in sequence. After drying over magnesium sulfate, the chloroform layer was concentrated to give 1.4 g of 3a (87.5 %) as a pale yellow oil. The IR and PMR spectra of the product were identical with those of 4-chloro-2-(4-chloro-N-methylbutylamino)quinazoline (3a) obtained directly from 1,

REFERENCES AND NOTES

- 1) H. Miki, Heterocycles, "accepted".
- 2) R. G. Shepherd and J. L. Fedrick, "Advances in Heterocyclic Chemistry", 4, ed. by A. R. Katritzky, Academic Press, New York and London, 309-394 (1965).
- 3) N. A. Lange and F. E. Sheibley, J. Am. Chem. Soc., 54, 4305 (1932).
- 4) N. A. Lange, W. E. Roush and H. J. Asbeck, J. Am. Chem. Soc., 52, 3696 (1930).
- 5) R. J. Grout and M. W. Partridge, J. Chem. Soc., 1932, 3546.
- 6) H. A. Hageman, Org. Reactions, 7, 198 (1953).
- 7) H. C. Scarborough, B. C. Lawes, J. L. Minielli and J. L. Compton, J. Org. Chem., 27, 957 (1962).
- 8) H. Bredereck and K. Bredereck, Chem. Ber., 94, 2278 (1961).
- 9) The structures of reaction products were established from analytical data of PMR, IR and MS spectra in addition to the elemental analyses for C, H and N.

Received, 11th September, 1981