

A BASE-CATALYZED STEREOSPECIFIC EPOXIDATION WITH α -AZOHYDROPEROXIDES

Takahiro Tezuka* and Masaaki Iwaki

Department of Chemistry, The University of Tsukuba, Sakuramura, Ibaraki 305, Japan

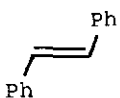
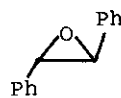
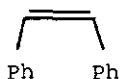
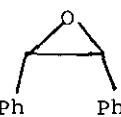
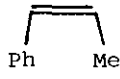
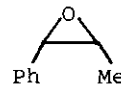
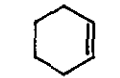
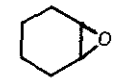


Abstract — A new stereospecific epoxidation with the α -azohydroperoxide (1) is reported. α -Azohydroperoxides (1a - 1d) epoxidized cis- and trans-stilbenes stereospecifically in the reaction catalyzed by pyridine or sodium hydroxide. Similarly, cyclohexene, norbornylene, and cis- β -methylstyrene all were epoxidized by 1a - 1d in good to high yields in basic media. Reactive species of the epoxidation are discussed.

The base-catalyzed epoxidation by hydroperoxides or peracids is of interest from mechanistic and synthetic points of view.¹⁻³ Recently, we have reported that in the reaction catalyzed by pyridine, the α -azohydroperoxide (1a) generates dioxirane^{4,5} or carbonyl oxide^{6,7} (2a or 3a)⁸ which epoxidizes cyclohexene and tetramethylethylene. However, the yield of epoxide is low. Being interested in the base-catalyzed epoxidation with hydroperoxides, we looked for the possibility of the α -azohydroperoxides (1) as an epoxidation reagent. We found that 1 epoxidizes olefin stereospecifically in basic media, and a high yield of epoxide is obtained under a highly-diluted condition.

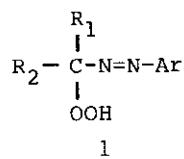
When a benzene or dioxane solution of 1 (10^{-2} - 10^{-4} M) and olefin (ca. 10 times) was stirred at room temperature or heated under reflux in the presence of pyridine or sodium hydroxide (ca. 5 times of 1), epoxide was formed in good to high yields (see Table 1).





The table indicates that the yield of epoxide depends on the concentration of 1 in the reactant. The best yield of epoxide was obtained when the reaction was carried out in a 10^{-4} M solution of 1. In general, the lower the concentration of the azohydroperoxide (1), the higher the yield of epoxide. An example

Table 1. Yield of epoxide

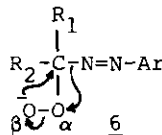
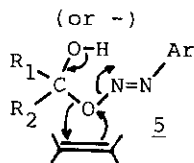
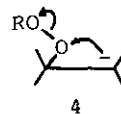
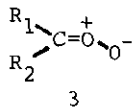
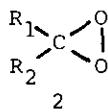
Olefin	Azohydroperoxide <u>1</u> (M)	Base	Yield (%) ^a	Epoxide
	<u>1a</u> (10^{-4})	pyridine ^b	48	
	<u>1b</u> (10^{-4})	NaOH ^b	73	
	<u>1c</u> (10^{-4})	NaOH ^b	76	
	<u>1d</u> (10^{-4})	NaOH ^b	84	
	<u>1b</u> (10^{-4})	NaOH ^b	55	
	<u>1b</u> (10^{-3})	NaOH ^b	25	
	<u>1b</u> (10^{-2})	NaOH ^b	8	
	<u>1c</u> (10^{-4})	NaOH ^b	51	
	<u>1d</u> (10^{-4})	NaOH ^b	58	
	<u>1a</u> (10^{-4})	pyridine ^b	59	
	<u>1b</u> (10^{-4})	pyridine ^c	79	
	<u>1b</u> (10^{-4})	NaOH ^b	71	
	<u>1a</u> (10^{-3})	pyridine ^b	35	
	<u>1b</u> (10^{-4})	NaOH ^b	77	
	<u>1a</u> (10^{-3})	pyridine ^b	23	
	<u>1b</u> (10^{-4})	NaOH ^b	62	

a: yield based on 1 and determined by GLC; b: stirred at room temperature; c: heated under reflux



a: $R_1 = Ph$; $R_2 = H$; $Ar =$ 
b: $R_1 = Ph$; $R_2 = Me$; $Ar =$ 
c: $R_1 = R_2 = Me$; $Ar =$ 
d: $R_1 = R_2 = -(CH_2)_5-$; $Ar =$ 

is shown by the reaction of cis-stilbene with 1b in Table 1. The epoxidation is highly stereospecific. Both cis-stilbene and cis- β -methylstyrene gave the corresponding cis-epoxides stereospecifically. Phenyl and alkyl substituted olefins gave epoxides (Table 1). On the other hand, electron-deficient olefins such as mesityl oxide and cinnamic acid did not give epoxides. It is to be noted that sodium hydroxide is effective in the epoxidation with 1b - 1d, while



it is not a good catalyst for 1a. This is probably due to the fact that the base-catalyzed dehydration of 1a, which gives rise to N-(4-bromophenyl)-N'-benzoyldiazene, occurs in competition with the epoxidation.⁸

Nevertheless, the azohydroperoxide (1) can be used as an epoxidizing reagent in anhydrous organic media with pyridine as a base. This has some advantage when compared with the base-catalyzed epoxidation of acid-sensitive compounds by hydroperoxides or peracids in aqueous solution.¹⁻³ The applicability of this reaction is under investigation.

The mechanism of this novel stereospecific epoxidation is of interest. The epoxidation by 1 occurred only in basic solution, and does not proceed through the direct oxygen transfer⁹⁻¹¹ from the hydroperoxides to olefin as reported previously.⁸ The stereospecificity of the reaction rules out the stepwise mechanism intervening a carbanion of the type shown by 4.^{1,2}

On the other hand, the mechanism involving dioxirane (2) as a reactive intermediate as proposed previously,⁸ well accounts for the stereospecific epoxidation with 1 in basic media. However, it is worth noting that an oxenoid such as 5 also accounts for the epoxidation. 5 is derived from the peroxy anion of 1 by the Criegee-type rearrangement^{12,13} of the azo group to the α -oxygen and the simultaneous attack of the β -oxygen at the aliphatic carbon (see 6).¹⁴ Alternatively, the elimination of the azo group in 5 (or its anion) gives dioxirane (2) which epoxidizes olefin. We are investigating further the mechanism of this epoxidation in comparison with that of the caroate-acetone system in which dioxirane is proposed as a reactive oxenoid.⁵ Details of our works will appear elsewhere.

REFERENCES

1. G. B. Payne, J. Org. Chem., 1960, 20, 275; K. Maruyama, R. Goto, and S. Kitamura, Nippon Kagaku Zasshi, 1960, 81, 1780.
2. H. O. House and R. S. Ro, J. Am. Chem. Soc., 1958, 80, 2428; N. C. Yang and R. A. Finnegan, ibid., 1958, 80, 5845; R. W. Gleason and J. T. Snow, J. Org. Chem., 1969, 34, 1963.
3. V. G. Dryuk, Tetrahedron, 1976, 32, 2855, and references cited therein.
4. R. D. Suenram and F. J. Lovas, J. Am. Chem. Soc., 1978, 100, 5117; H. Mimoun, Angew. Chem., Int. Ed. Engl., 1982, 21, 734.
5. J. O. Edwards, R. H. Pater, R. Curci, and F. D. Furia, Photochem. Photobiol., 1979, 30, 63; R. Curci, M. Fiorentino, L. Troisi, J. O. Edwards, and R. H. Pater, J. Org. Chem., 1980, 45, 4758.
6. R. Criegee, Angew. Chem., Int. Ed. Engl., 1975, 14, 745.
7. R. E. Keay and G. A. Hamilton, J. Am. Chem. Soc., 1976, 98, 6578; T. A. Hinrichs, V. Ramachandran, and R. W. Murray, ibid., 1979, 101, 1282; W. Adam and A. Rodriguez, ibid., 1980, 102, 404.
8. T. Tezuka and M. Iwaki, Tetrahedron Lett., 1983, 24, 3109.
9. A. L. Baumstark and P. C. Vasquez, Tetrahedron Lett., 1983, 24, 123.
10. J. Rebek, Jr. and R. McCready, J. Am. Chem. Soc., 1980, 102, 5602.
11. R. P. Heggs and B. Ganem, J. Am. Chem. Soc., 1979, 101, 2484.
12. R. Criegee, Ber., 1944, 77, 722; M. Nakagawa, H. Watanabe, S. Kodato, H. Okajima, T. Hino, J. L. Flippen, and B. Witkop, Proc. Natl. Acad. Sci. U.S.A., 1977, 74, 4730.
13. S. Muto and T. C. Bruice, J. Am. Chem. Soc., 1980, 102, 7379.
14. T. Tezuka, M. Iwaki, and Y. Haga, Chem. Commun., in press.

Received, 31st December, 1983