

STUDIES ON THE SYNTHESIS OF BENZOLACTAM RINGS. II<sup>1</sup>.

## SYNTHESIS OF 1,4-DIHYDRO-3(2H)-ISOQUINOLINONE DERIVATIVES

Yasuko Kamochi\* and Yasuo Watanabe

Daiichi College of Pharmaceutical Sciences

22-1 Tamagawa-cho, Minami-ku, Fukuoka 815, Japan

Abstract — A new synthesis of 1,4-dihydro-3(2H)-isoquinolinones by the amidomethylation with arylacetamide or arylacetonitrile and paraformaldehyde in some acid-catalysts is described.

In a series of study for synthesis of benzolactam compounds, we established the new route to 1,4-dihydro-3(2H)-isoquinolinones (5)<sup>1</sup> process of which includes an acid-catalyzed intramolecular amidomethylation on the aromatic carbon atom of N-hydroxymethylphenylacetamides (3)<sup>2</sup> prepared easily from phenylacetamides (1) and formaldehyde in alkaline medium.

Meanwhile, Deák and co-workers<sup>3</sup> explored extensively a method for synthesizing 1-aryl-substituted 1,4-dihydro-3(2H)-isoquinolinones from arylacetamides or arylacetonitriles and aromatic aldehydes under acid-catalyzed conditions.

In this paper, we wish to report an alternative method for the preparation of 1-unsubstituted 1,4-dihydro-3(2H)-isoquinolinones (six-member benzolactams) by the amidomethylation of arylacetamides (1) or arylacetonitriles (8) with paraformaldehyde (2) instead of aromatic aldehydes<sup>3</sup> as well as the formation of some by-products under various acid-catalyzed conditions.

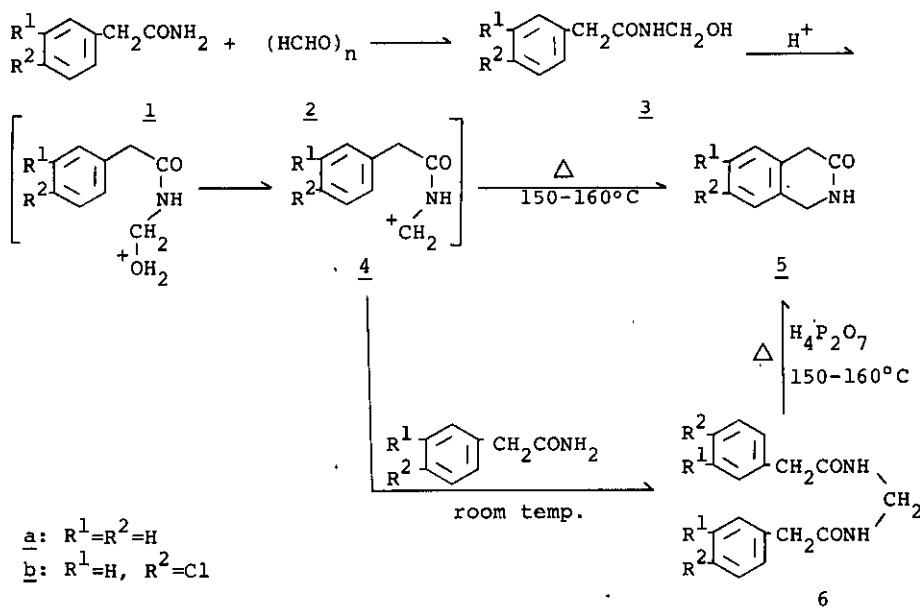
A mixture of 0.01 M of phenylacetamide (1-a) or 4-chlorophenylacetamide (1-b) and 0.01 M of 2 was heated in pyrophosphoric acid ( $H_4P_2O_7$ ) at 150-160° C for 1 h to afford 1,4-dihydro-3(2H)-isoquinolinone (5-a)<sup>1,4</sup> in 95% yield or 7-chloro derivative (5-b) in 61% yield. The same products were obtained in phosphoric acid ( $H_3PO_4$ ) [yielding: 5-a 14%, 5-b 21%], in polyphosphoric acid (PPA) [yielding: 5-a 26%, 5-b 16% at 150-160° C] for 1 h, respectively.

Above result suggests that the carbonium ion (4) formed from the intermediate ( $ArCH_2CONHCH_2O^+H_2$ ) by dehydration with acid-catalyst attacks the aromatic carbon atom, then normally intramolecular amidomethylation is resulted in the six-member

benzolactam (5-a or 5-b) as shown in Chart 1.

When a mixture of arylacetamide (1-a or 1-b) and 2 was allowed to stand at room temperature for 18 h in acidic condensing agent or refluxed in  $\text{CHCl}_3$  with  $\text{P}_2\text{O}_5$  for 1 h, the intermolecular amidomethylation occurred and a dimer, N,N'-methylenebisarylacetamide (6) was produced as follows: used acid (the yields of 6),  $\text{H}_4\text{P}_2\text{O}_7$  (6-a<sup>5</sup> 43%, 6-b 55%),  $\text{H}_3\text{PO}_4$  (6-a 78%, 6-b 34%), PPA (6-a 8%, 6-b 5%), conc-HCl (6-a 88%, 6-b 40%),  $\text{P}_2\text{O}_5$  in boiling  $\text{CHCl}_3$  (6-a 49%, 6-b 27%).

At room temperature or refluxing in  $\text{CHCl}_3$  with  $\text{P}_2\text{O}_5$ , the carbonium ion may attack to unshared electron pair on the nitrogen atom of another molecule of 1 to furnish the dimer (6) as shown in Chart 1.



a:  $\text{R}^1=\text{R}^2=\text{H}$   
b:  $\text{R}^1=\text{H}, \text{R}^2=\text{Cl}$

Chart 1

N,N'-Methylenebisarylacetamide (6) so obtained was heated at 150-160°C with  $\text{H}_4\text{P}_2\text{O}_7$  to generate the six-member lactam in 85% yield of 5-a and in 87% yield of 5-b (Chart 1).

On the other hand, arylacetamide having electron-donating group on the aromatic ring such as 3,4-dimethoxy (1-c) or 3,4-methylenedioxyphenylacetamide (1-d) was allowed to react with 2 in  $\text{H}_4\text{P}_2\text{O}_7$  at room temperature for 18 h or even at elevated temperature for 1 h to give the corresponding 2-hydroxymethylphenylacetic acid lactone (7-c<sup>6</sup> in 95% yield or 7-d<sup>6</sup> in 54% yield) as the sole product (Chart 2).

Changing the reaction conditions varied with the yield of 7 as follows: used acid (temperature, reaction time) and yield of the lactone;  $H_4P_2O_7$  (60-70° C, 1 h) 7-c 85 %, 7-d 16%;  $H_4P_2O_7$  (150-160° C, 1 h) 7-c 27%, 7-d 0%;  $H_3PO_4$  (room temperature, 18 h) 7-c 60 %, 7-d 53%; PPA (room temperature, 18 h) 7-c 64%, 7-d 21%; conc-HCl (room temperature, 18 h) 7-c 49%, 7-d 40%.

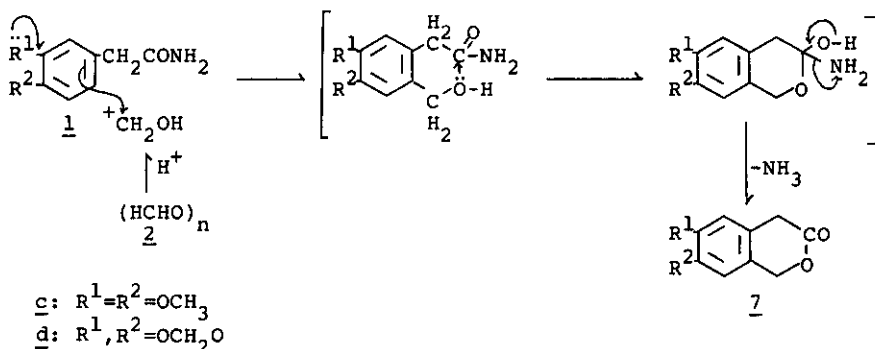


Chart 2

Next we dealt in an analogous procedure with arylacetonitriles (8) instead of arylacetamides (1). Phenylacetonitrile (8-a) or its 4-chloro derivative (8-b) on treatment with 2 in  $H_4P_2O_7$  at elevated temperature converted to 5-a or 5-b besides a small amount of the corresponding phenylacetic acid or phenylacetamide after pouring the reaction mixture into cold water. The yields of 5 under various conditions are shown as follows: acid-catalyst, temperature, (yield of 5) for 1 h in every case;  $H_4P_2O_7$ , 200° C (5-a 36%, 5-b 40%);  $H_4P_2O_7$ , 130° C (5-a 29%, 5-b 11%); PPA, 200° C (5-a 30%, 5-b 35%); 85%  $H_3PO_4$ , 160° C (5-a 26%, 5-b 0%); 98%  $H_3PO_4$  in refluxing AcOH (5-a 23%, 5-b 0%).

As described above, when a mixture of 4-chloro-substituted nitrile (8-b) and 2 was heated at 160° C with 85%  $H_3PO_4$  or with 98%  $H_3PO_4$  in refluxing AcOH for 1 h, the product was not a benzolactam (7-chloro-1,4-dihydro-3(2H)-isoquinolinone), but a hydrolyzed compound (4-chlorophenylacetic acid) under the former condition, or a water-added compound (4-chlorophenylacetamide) under the latter condition in almost quantitative yield. A mixture of 8-a or 8-b and 2 was set aside with  $H_4P_2O_7$  at room temperature for 12 h to give a bis-compound (6-a in 96% yield, 6-b in 90% yield), respectively.

In order to rationalized the formation of the final products 5 and 6 in above result, we propose the following reaction path: the additions of  $C^+H_2OH$  (formed

from 2 and the acid-catalyst representable as HOP) and of HOP to the cyano moiety of the nitrile (8) produce the phosphorylated N-hydroxymethylimine from which the carbonium ion having a phosphorylated imino group (9) is formed after protonation and dehydration. Then attack of this ion (9) to remaining nitrile (8) produces the second intermediate, N,N'-methylenebis(phosphorylated imine). Treatment of this intermediate with HOP at higher temperature to afford 5, and at room temperature to give the bis-compound (6) (Chart 3).

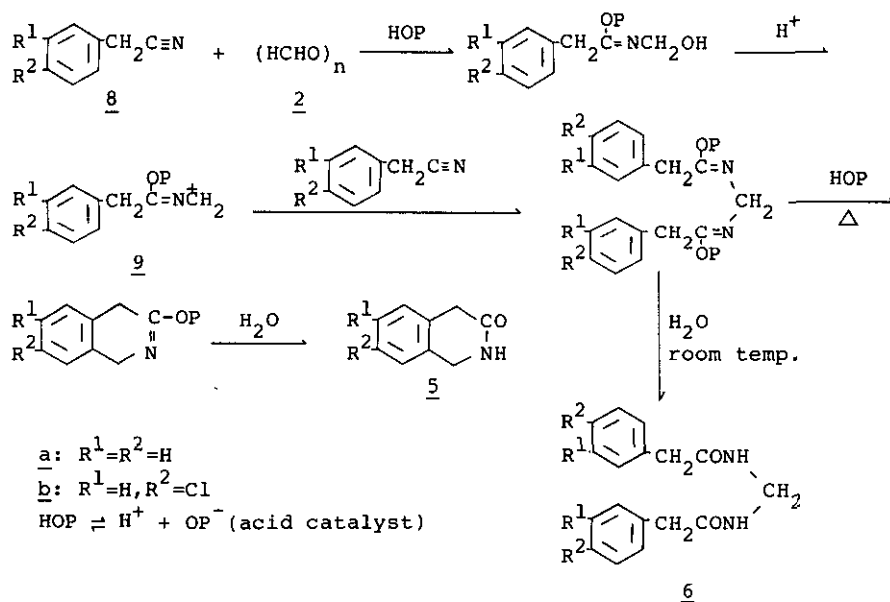


Chart 3

Treatment of 3,4-dimethoxyphenylacetonitrile (8-c) with 2 in  $\text{H}_4\text{P}_2\text{O}_7$  at  $130^\circ\text{C}$  for 1 h produced 6,7-dimethoxy-1,4-dihydro-3(2H)-isoquinolinone (5-c) as a main product besides a small amount of the corresponding lactone (7-c). The former (5-c) has never been obtained by the action of the phenylacetamide (1-c) on 2 under any acidic conditions. Same procedure on another nitrile (8-d) at  $130^\circ\text{C}$  gained neither 6,7-methylenedioxy-1,4-dihydro-3(2H)-isoquinolinone (5-d) nor the corresponding lactone (7-d), but an intractable polymer.

Various reaction conditions and the yields of products are shown as follows: acid-catalyst, temp. (yields of the products);  $\text{H}_4\text{P}_2\text{O}_7$ ,  $130^\circ\text{C}$  (5-c 37%, 7-c 9%), (5-d 0%, 7-d 0%);  $\text{H}_4\text{P}_2\text{O}_7$ ,  $60^\circ\text{C}$  (5-c 12%, 7-c 3%), (5-d trace, 7-d trace); PPA,  $130^\circ\text{C}$  (5-c 14%, 7-c 2%), (5-d trace, 7-d trace); 85%  $\text{H}_3\text{PO}_4$ ,  $130^\circ\text{C}$  (5-c 72%, 7-c 7%), (5-d 13%,

7-d 3%); 98% H<sub>3</sub>PO<sub>4</sub> in refluxing AcOH (5-c 76%, 7-c 3%), (5-d 18%, 7-d 2%).

Thus the desired benzolactam (5-d) obtained as above could not also arise from the phenylacetamide (1-d).

The nitriles such as 8-c and 8-d with 2 on allowing to stand at room temperature for 12 h in H<sub>4</sub>P<sub>2</sub>O<sub>7</sub> changed into the dimeric amides (10-c<sup>1</sup> in 82% and 10-d<sup>1</sup> in 79% 10-d yield), the lactams (5-c in 10% and 5-d in 7% yield), and the lactones (7-c in 5% and 7-d in 2% yield) respectively.

Above reactions starting from the nitriles (8-c and 8-d) might be representable as Chart 4.

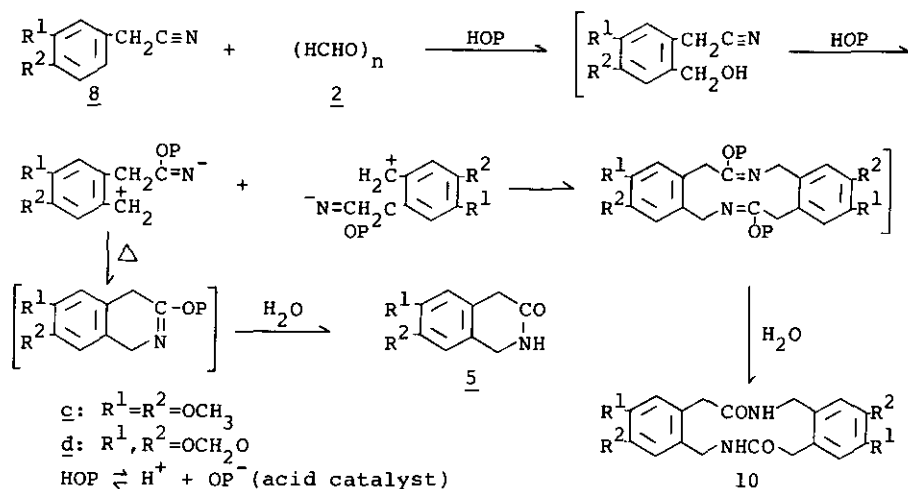


Chart 4

EXPERIMENTAL

All melting point were uncorrected and measured on a Yanagimoto micro melting point apparatus. Infrared spectra were measured with a Nihon-Bunko Jasuko IRA-I spectrophotometer, and mass spectra with a Nihon-Denshi JMS-D100 spectrometer.

Preparation of 1,4-Dihydro-3(2H)-isoquinolinone(5-a), 7-Chloro-1,4-dihydro-3(2H)-

isoquinolinone(5-b). *a*. A mixture of phenylacetamide (1-a) (0.01 M) or 4-chloro-phenylacetamide (1-b) (0.01 M), paraformaldehyde (2) (0.011 M) and acid-catalysts (H<sub>4</sub>P<sub>2</sub>O<sub>7</sub> or PPA or H<sub>3</sub>PO<sub>4</sub>) (20 g) was heated at 50-160°C for 1 h. The reaction mixture was poured into ice-water, neutralized with K<sub>2</sub>CO<sub>3</sub>, and then extracted with AcOEt. The extract was washed with 10% K<sub>2</sub>CO<sub>3</sub> and water, dried (MgSO<sub>4</sub>), filtered and evaporated to give a solid. Recrystallization gave the benzolactam as follows: (5-a); yellow needles; mp 145-8°C (from benzen); ir (nujol)  $\nu_{\max}$  cm<sup>-1</sup> 3280

3190(NH) 1660(CO); fomula  $C_9H_9NO$  ms m/z 147( $M^+$ ), (5-b); new compound; pale yellow-green needles; mp 209-211°C (from AcOEt); ir(nujol) $\nu_{max} cm^{-1}$  3240(NH) 1680 1624(CO); fomula  $C_9H_8ClNO$ ; anal.C,H,N(calcd.)% 59.45(59.50) 4.27(4.40) 7.81 (7.71); ms m/z 181.5( $M^+$ ).

b. A mixture of phenylacetonitrile(8-a)(0.01 M) or 4-chlorophenylacetonitrile (8-b)(0.01 M), 2(0.011 M) and acid-catalysts(20 g) was heated at 200°C for 1 h, and then, treatment of the reaction mixture in the same manner as the preparation of a gave 5-a and 5-b.

c. N,N'-methylenebisphenylacetamide(6-a)(one part) or N,N'-methylenebis(4-chloro-phenylacetamide)(6-b)(one part) and  $H_4P_2O_7$ (ten parts) was heated at 150-160°C for 1 h and the reaction mixture was treated by the same manner to give 5-a and 5-b.

Preparation of 6,7-Dimethoxy-1,4-dihydro-3(2H)-isoquinolinone(5-c), 6,7-Methylene-dioxy-1,4-dihydro-3(2H)-isoquinolinone(5-d). A mixture of 3,4-dimethoxyphenyl-acetonitrile(8-c)(0.01 M) or 3,4-methylenedioxyphenylacetonitrile(8-d)(0.01 M) and 2(0.011 M) was refluxed in AcOH 20 ml with 98% $H_3PO_4$  (20 g) for 1 h and the reaction mixture was poured into ice-water, neutralized with  $K_2CO_3$  and extracted with AcOEt. The organic layer was washed with 10%  $K_2CO_3$  and water, dried( $MgSO_4$ ) and evaporated. The residue was chromatographed on neutral alumina. Evaporation of the AcOEt eluent gave a yellowish crysral, which was recrystallized from MeOH to afford the benzolactm as follows: (5-c); pale yellow-green plates; mp 204-5°C (decomp); ir(nujo) $\nu_{max} cm^{-1}$  3185(NH) 1682 1657(CO); fomula  $C_{11}H_{13}NO_3$ ; ms m/z 207( $M^+$ ), (5-d); pale yellow-green plates; mp 228-230°C; ir(nujol) $\nu_{max} cm^{-1}$  3180(NH) 1680 1658(CO); fomula  $C_{10}H_9NO_3$ ; ms m/z 191( $M^+$ ).

Preparation of N,N'-Methylenebisphenylacetamide(6-a), N,N'-Methylenebis(4-chloro-phenylacetamide)(6-b). A mixture of arylacetamide(1-a or 1-b)(0.01 M) or aryl-acetonitrile(8-a or 8-b)(0.01 M) and 2(0.011 M) was stirred and allowed to stand at room temperature for 12-18 h in acid-catalysts ( $H_4P_2O_7$  or  $H_3PO_4$  or PPA)(20 g) or refluxed in  $CHCl_3$  with  $P_2O_5$  for 1 h. The reaction mixture was poured into ice-water, and the precipitated product was filtered off, washed with water, dried and recrystallized from MeOH gave the N,N'-methylenebisamide as follows: (6-a); white needles; mp 210-213°C; ir(nujol) $\nu_{max} cm^{-1}$  3290(NH) 1640(CO); fomula  $C_{18}H_{18}N_2O_2$ ; ms m/z 282( $M^+$ ), (6-b); new compound; white needles; mp 239-240°C; ir(nujol) $\nu_{max} cm^{-1}$  3280(NH) 1642(CO); fomula  $C_{17}H_{16}Cl_2N_2O_2$ ; anal.C,H,N % 57.93(58.11) 4.42(4.55) 8.04(7.98); ms m/z 351( $M^+$ ).

Preparation of 4,5-Dimethoxy-2-aminomethylphenylacetic Acid Bisamide(10-c), 4,5-Methylenedioxy-2-aminomethylphenylacetic Acid Bisamide(10-d). A mixture of aryl-acetonitrile(8-c or 8-d)(0.01 M) and 2(0.011 M) was stirred and allowed to stand at room temperature for 12 h in  $H_4P_2O_7$ , and then, the reaction mixture was poured into ice-water, the solid was collected, washed with 10 %  $K_2CO_3$  and water. The crude product was refluxed in AcOEt with stirring for several minutes, and filtered off, recrystallized from MeOH-AcOH gave the bisamide as follows: (10-c); white granules mp  $>300^\circ C$ ; ir(nujol) $\nu_{max} cm^{-1}$  3270(NH) 1630(CO); fomula  $C_{22}H_{26}N_2O_6$ ; ms m/z 414( $M^+$ ), (10-d); white granules; mp  $>300^\circ C$ ; ir(nujol) $\nu_{max} cm^{-1}$  3270(NH) 1645(CO); fomula  $C_{20}H_{18}N_2O_6$ ; ms m/z 382( $M^+$ ).

Reaction of 3,4-Dimethoxyphenylacetamide(1-c) or 3,4-Methylenedioxyphenylacetamide(1-d) and 2 in the Acid-catalysts. A mixture of 1-c(0.01 M) or 1-d(0.01M) and 2(0.011 M) was stirred and allowed to stand at room temperature for 12 h or heated at  $60-70^\circ C$  or  $150-160^\circ C$  for 1 h in acid-catalysts( $H_4P_2O_7$  or  $H_3PO_4$  or PPA or conc-HCl). The reaction mixture was poured into ice-water, neutralized with  $K_2CO_3$  and extracted with AcOEt. The organic extract was washed 10%  $K_2CO_3$  and water, dried( $MgSO_4$ ), filtered and evaporated. Recrystallization from AcOEt gave the lactone as follows: (7-c); white needles; mp  $107-9^\circ C$ ; ir(nujol)  $\nu_{max} cm^{-1}$  1728(CO); fomula  $C_{11}H_{12}O_4$ ; ms m/z 208( $M^+$ ), (7-d); white needles; mp  $127-131^\circ C$ ; ir(nujol) $\nu_{max} cm^{-1}$  1728(CO); fomula  $C_{10}H_8O_4$ ; ms m/z 192( $M^+$ ).

## REFERENCES

1. Y.Watanabe, Y.Kamochi, and T.Miyazaki, Heterocycles, 1981, 15, 609.
2. R.D.Haworth, R.MacGillivray, and D.H.Peacock, J.Chem.Soc., 1950, 1493.
3. Z.Csörös, G.Deák, M.Haraszthy-Papp, and I.Hoffman, Acta Chim. Acad. Sci. Hung., 1969, 59, 119; Z.Csörös, G.Deák, I.Hoffmann, and A.Török-Kálmár, ibid., 1969, 60, 177; G.Deák, K.Gáll-Istók, Z.Kálmán, and T.Hasakó-Breuer, ibid., 1973, 76, 299; G.Deák, K.Gáll-Istók, and L.Hazai, ibid., 1975, 84, 477; G.Deák, K.Gáll-Istók, and L.Sterk, Synthesis, 1975, 6, 393.
4. R.R.Smith, and L.C.Cheney, U. S. P., 1974, 3, 796,-717 (C.A., 1974, 80, p120795).
5. E.E.Magat, B.F.Faris, J.E.Reith, and L. F.Salisbury, J.Am.Chem.Soc., 1951, 73, 1028.
6. N.J.McCorkindale, and A.W.McCulloch, Tetrahedron, 1971, 27, 4653.

Received, 3rd April, 1987