

A GENERAL ROUTE TO BRIDGED AZABICYCLIC COMPOUNDS USING RADICAL TRANSLOCATION/CYCLIZATION REACTIONS†

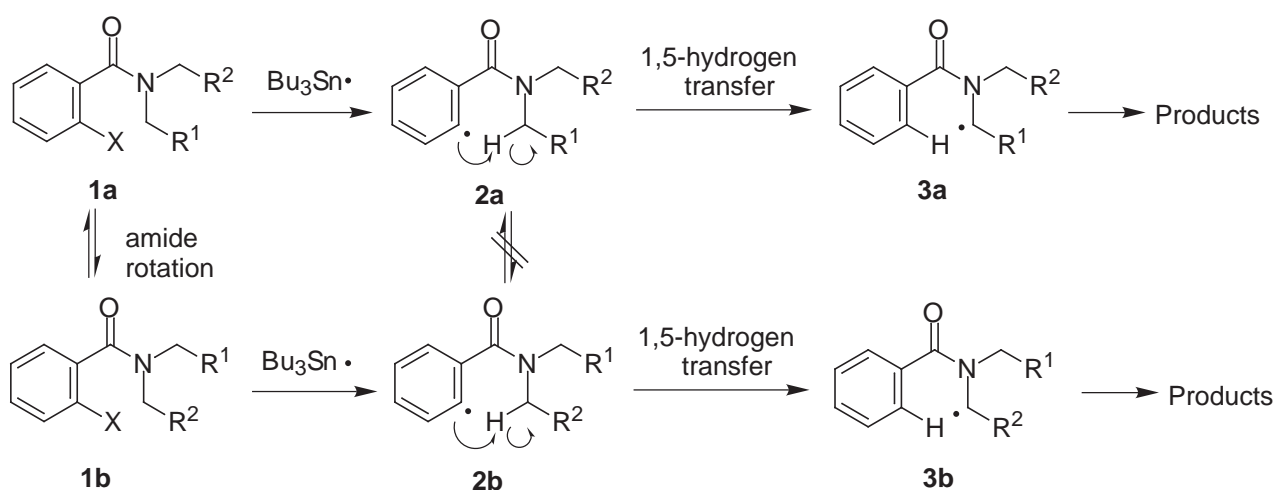
Tatsunori Sato and Masazumi Ikeda*

Kyoto Pharmaceutical University, Misasagi, Yamashina, Kyoto 607-8414, Japan

Abstract - This review summarizes a general route to bridged azabicyclic compounds using tributyltin hydride-mediated radical translocation/cyclization reactions.

Introduction

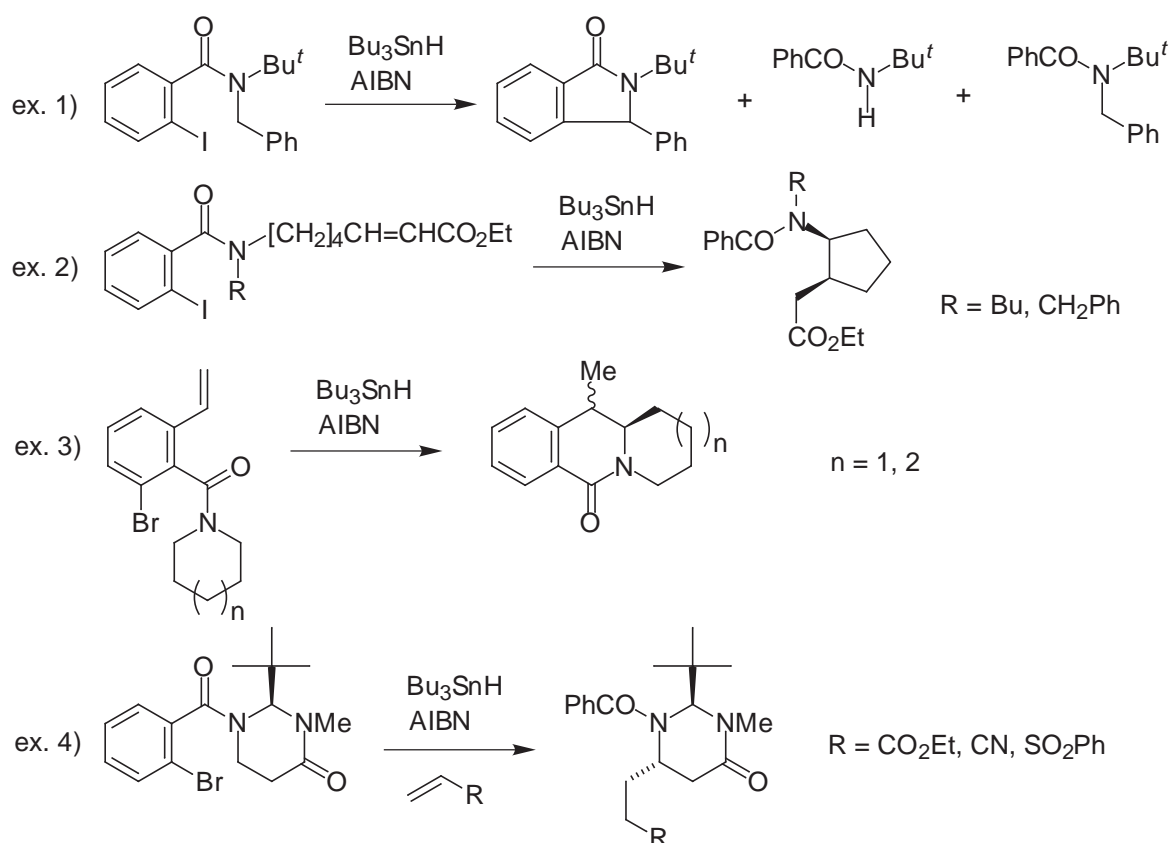
α -Acylamino radicals ($\text{RCONR}'\text{CH}_2\cdot$) have been widely used for the syntheses of a variety of the nitrogen-containing heterocycles.¹⁻³ In general these radicals can be generated either by direct abstraction of X from acylamino derivatives functionalized at the α -position ($\text{RCONR}'\text{CH}_2\text{X}$)² or by radical translocation reaction of aryl radicals generated from the *N,N*-disubstituted *o*-halobenzamides (**1**)³ and the related compounds.⁴⁻⁶ In the latter reaction the initially formed aryl radicals (**2**) undergo rapid 1,5-hydrogen transfer reactions to form the α -acylamino radicals (**3**)³ as shown in Scheme 1. Aryl radicals (**2**) are very reactive and their solution lifetimes are estimated to be *ca.* 10^{-5} sec,⁷ while the interconversion of rotamers of the amides in solution is on the order of 10^{-1} to 10^{-2} sec.⁸ Because these figures are well separated, the aryl radicals (**2a**) and (**2b**) cannot interconvert during their lifetime.^{3b} Therefore, the 1,5-hydrogen-transfer reactions of the unsymmetrical disubstituted amides will depend on the rotamer population of the radical precursors (**1a**) and (**1b**).^{3a,b}



Scheme 1

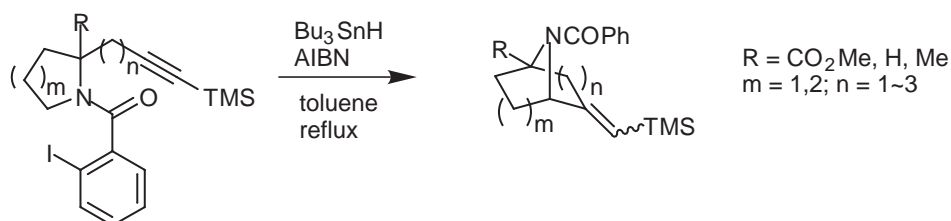
†This paper is dedicated to Professor Yuichi Kanaoka, Professor Emeritus of Hokkaido University on the occasion of his 75th birthday.

The reactions of the α -acylamino radicals (**3**) derived from the *o*-halobenzamides (**1**) include (i) a simple reduction by tributyltin hydride (Bu_3SnH) (ex. 1),^{3a,b} (ii) oxidation to an acyliminium ion which produces a net *N*-dealkylation product after workup (ex. 1),^{3a,b} (iii) cyclization onto the phenyl ring of the benzoyl group followed by aromatization (ex. 1),^{3a,b} (iv) cyclization to an alkenyl double bond on the nitrogen substituents (ex. 2),^{3a,b} (v) cyclization to an alkenyl double bond on the phenyl ring of the benzoyl group (ex. 3),^{3a,b} and (vi) intermolecular addition to an alkene (ex. 4).^{3c} Some of the typical examples are illustrated in Scheme 2.



Scheme 2

Because the bridged azabicyclic rings are widely found as the basic structural unit in the biologically active alkaloids such as epibatidine, tropane alkaloids (*i.e.*, cocaine, atropine, and scopolamine), euphococcinine, adaline, and anatoxin-a, a variety of the synthetic methods for such ring systems have been developed. This review summarizes a new general synthetic route to these bridged azabicyclic compounds using Bu_3SnH -mediated radical translocation/cyclization reactions (Scheme 3).

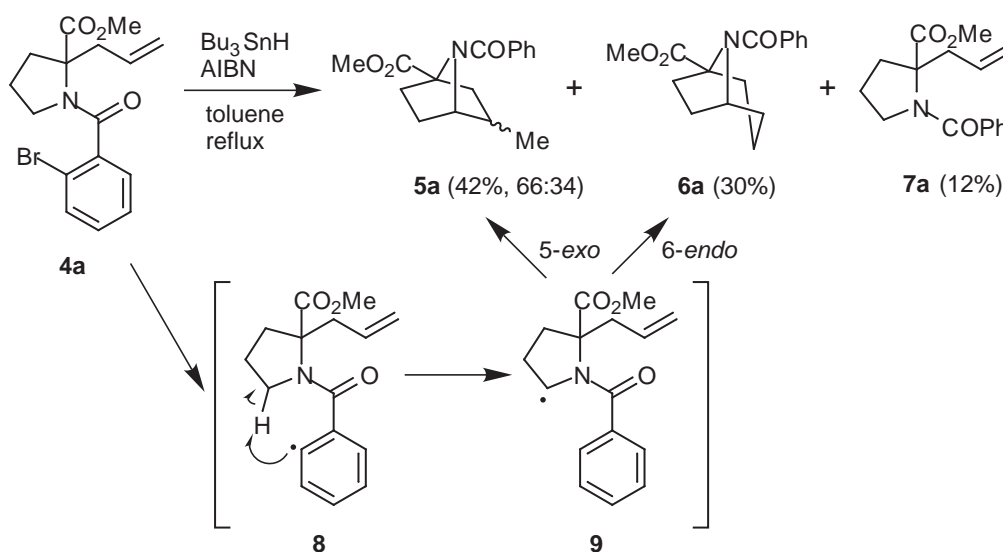


Scheme 3

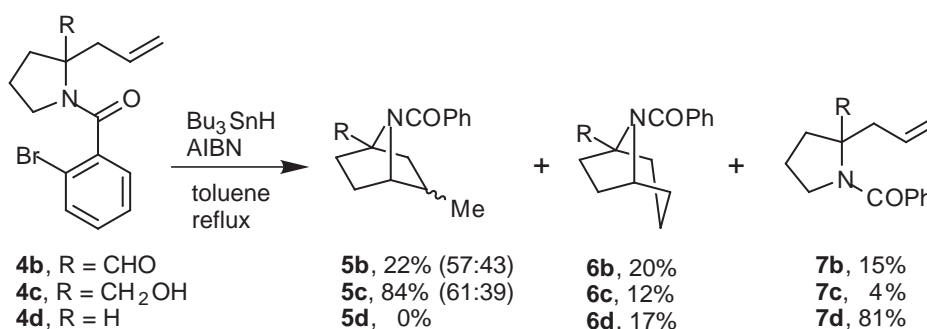
1. Synthesis of 7-Azabicyclo[2.2.1]heptanes

Treatment of the 2-(prop-2-enyl)pyrrolidine-2-carboxylate (**4a**) with Bu_3SnH in the presence of a catalytic amount of AIBN in boiling toluene gave the 7-azabicyclo[2.2.1]heptane (**5a**) (a 5-*exo* cyclization product) [42% yield as a diastereomeric mixture (66:34)] and the 8-azabicyclo[3.2.1]octane (**6a**) (a 6-*endo* cyclization product) (30%), together with the reduction product (**7a**) (12%).^{9, 10}

A mechanistic rationalization for the formation of **5a** and **6a** would involve a 1,5-hydrogen transfer of the aryl radical (**8**) to form the α -acylamino radical (**9**). This step is then followed by either a 5-*exo-trig* or 6-*endo-trig* cyclization, leading to **5a** and **6a**, respectively (Scheme 4).



In this reaction, the presence of the substituent at the 2-position of the pyrrolidine ring is important. The 2-formyl (**4b**) and 2-hydroxymethyl derivatives (**4c**) gave the corresponding azabicyclic compounds (**5b,c**) and (**6b,c**), while the 2-unsubstituted congener (**4d**) afforded the reduction product (**7d**) as the major product (81%) and the 8-azabicyclo[3.2.1]octane (**6d**) as the minor product (17%) (Scheme 5).



Scheme 5

One possible explanation for the effect of the 2-substituent would involve a higher population of the reacting conformer in the 2-substituted derivatives. In order for the cyclization to take place, the alkenyl double bond and the radical center must be first brought together. The radicals derived from the 2-substituted derivatives (**4a-c**) can take the conformation required for the cyclization more readily than the

radical derived from the 2-unsubstituted derivative (**4d**). This is because the reacting conformer **A** derived from **4a-c** is almost energetically equivalent to the conformer **B** (although it depends on the sizes of the substituent at the 2-position), whereas the conformation of the reacting conformer **C** derived from **4d** is less stable than that of **D** (Figure 1). An alternative explanation is based on angle compression at the 2-position caused by the 2-substituent (geminal dialkyl effect¹¹). This effect may lead to a decrease of the angle θ_A ($\theta_A < \theta_B$), which causes the prop-2-enyl group to be moved closer to the radical center. Probably both factors are responsible for the increase in rate of the cyclization in the 2-substituted derivatives.¹⁰

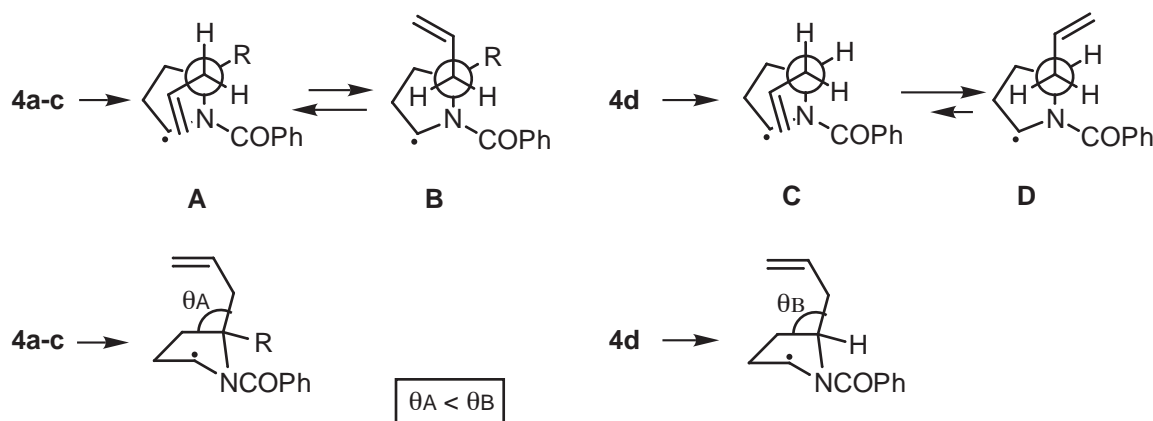
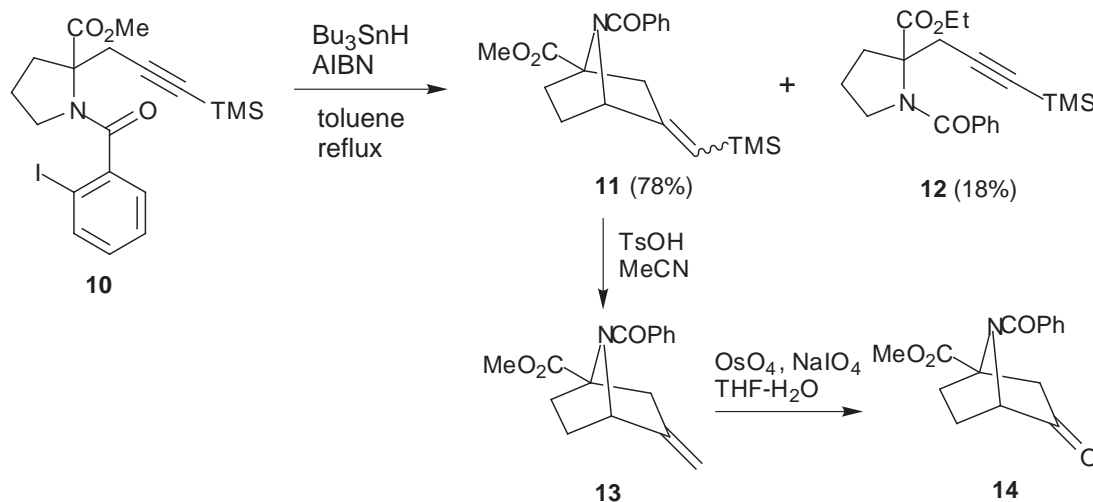


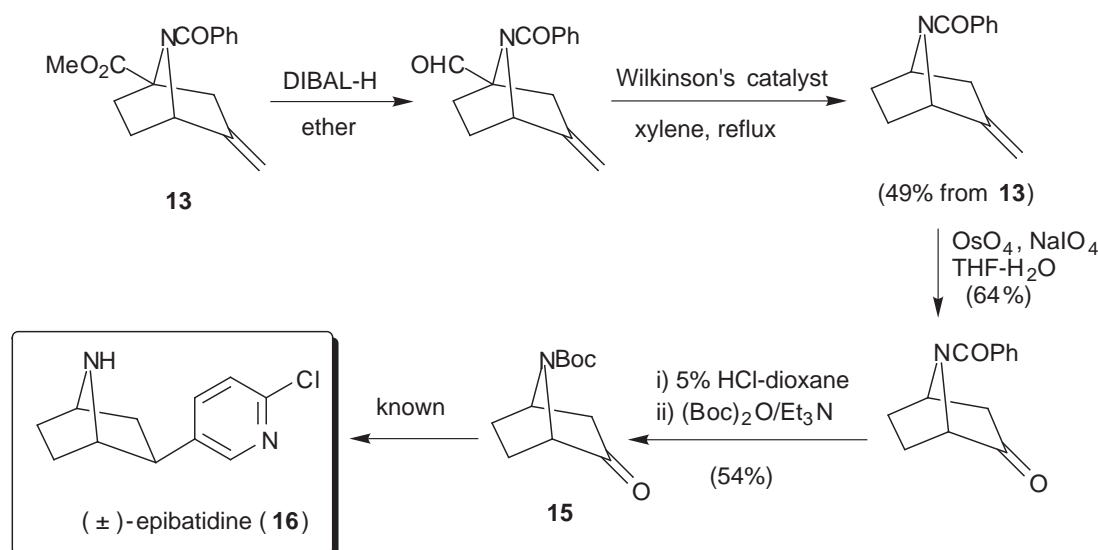
Figure 1

The main disadvantage of this reaction is the lack of the regio- and stereoselectivities. This problem was overcome by using an alkynyl group as the radical acceptor instead of the alkenyl group. Treatment of 2-[3-(trimethylsilyl)prop-2-ynyl]pyrrolidine (**10**) gave the 7-azabicyclo[2.2.1]heptane (**11**) (a 5-*exo* cyclization product) in a 78% combined yield as a diastereomeric mixture along with the reduction product (**12**) (18% yield). The compound (**11**) was transformed into the ketone (**14**) by treatment with *p*-toluenesulfonic acid in acetonitrile followed by oxidation of the resulting methylene derivative (**13**) with OsO_4 and NaIO_4 (Scheme 6).¹² The exclusive formation of the *exo* cyclization product (**11**) may reflect the closeness between the radical center formed at the 5-position of the pyrrolidine ring and the internal position of the alkyne bond.



Scheme 6

This method was then applied to the synthesis of the 7-azabicyclo[2.2.1]heptan-2-one (**15**), a key intermediate in the total synthesis of (\pm)-epibatidine (**16**),¹³ which is the first alkaloid containing the 7-azabicyclo[2.2.1]heptane ring system. This is illustrated in Scheme 7.¹²

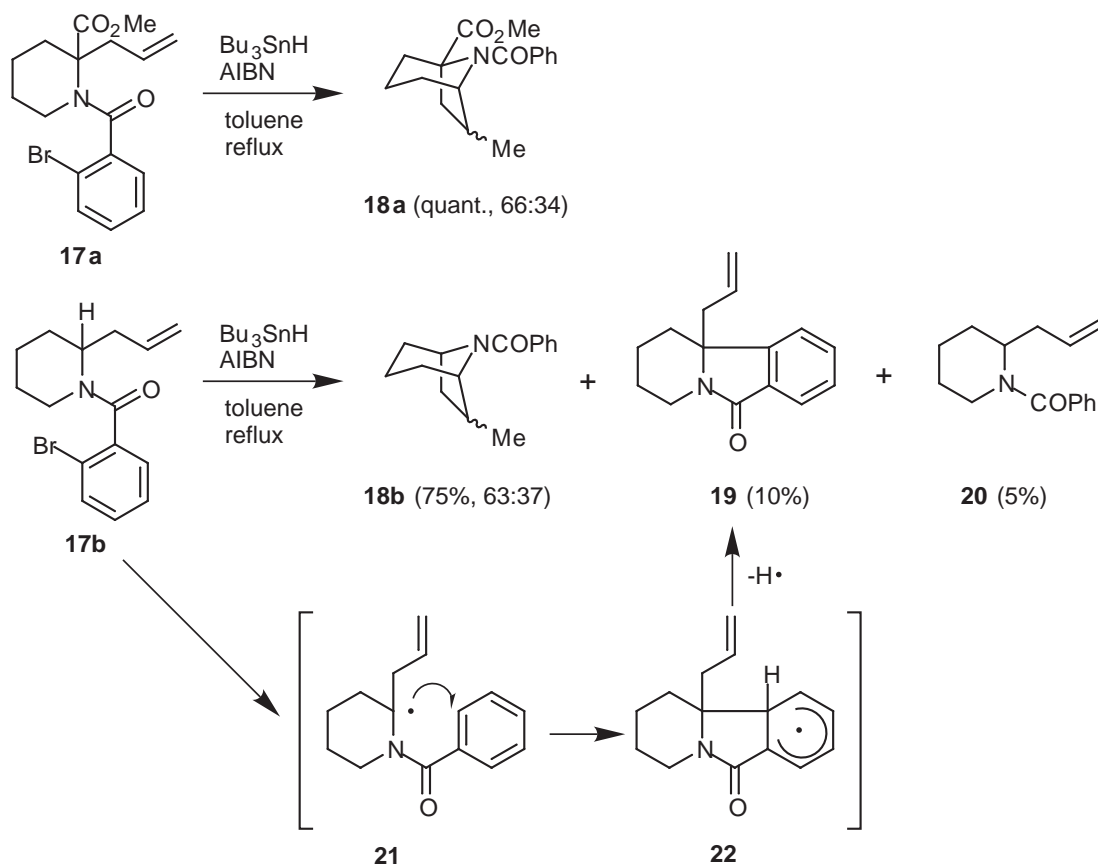


2. Synthesis of 8-Azabicyclo[3.2.1]octanes

The synthesis of the 8-azabicyclo[3.2.1]octane (nortropane ring) system was achieved by two routes. One involves the cyclization of the piperidine derivatives, and the other includes the cyclization of the pyrrolidine derivative.

Thus, the 2-(prop-2-enyl)piperidine-2-carboxylate (**17a**), upon treatment with $\text{Bu}_3\text{SnH/AIBN}$ in boiling toluene, gave regioselectively the 8-azabicyclo[3.2.1]octane (**18a**) (a 5-*exo* cyclization product) in quantitative yield as a diastereomeric mixture in a ratio of 66:34. In contrast to the 2-unsubstituted pyrrolidine (**4d**), the 2-(prop-2-enyl)piperidine congener (**17b**) afforded the 8-azabicyclo[3.2.1]octane (**18b**) (75% yield as a diastereomeric mixture in a ratio of 63:37) as the major product. The other products were the isoindolone (**19**) (10%) and the simple reduction product (**20**) (5%). The formation of **19** from **17b** may proceed *via* the radical intermediate (**21**) which cyclizes to form the radical intermediate (**22**). This radical then loses hydrogen atom to give **19** (Scheme 8).¹⁴

The difference in behavior between the piperidine (**17b**) and the pyrrolidine (**4d**) may be rationalized by considering the preferred conformations of the radical intermediates (Figures 1 and 2). The prop-2-enyl group in the radical derived from **17b** may occupy an axial position [see the conformer (**E**)] in order to minimize allylic 1,3-strain ($A^{1,3}$ -strain) with the C=N double bond in the amide.¹⁵ This causes the 2-position of the prop-2-enyl group to be brought into the correct position to react in the 5-*exo-trig* manner. The same argument may be applied to the pyrrolidine case, but the 2-substituent adopts a quasi-axial position, so that the distance between either the 2- or 3-position of the prop-2-enyl group and the radical center becomes longer than in the piperidine case. Consequently the reduction competes favorably with the cyclization (since the 3-position of the two reactive sites is relatively closer to the radical center, the observed 6-*endo* cyclization is favored over the 5-*exo* cyclization).



Scheme 8

The product distribution of **18b** (75%) and **19** (10%) probably reflects the population of two conformers **G** and **H** of **17b**, which generate the α -acylamino radicals at the 6- (leading to **18b**) and 2-position of the piperidine ring (leading to **19**), respectively, through the corresponding short-lived aryl radicals. The conformer **G** is favored over the conformer **H** because the steric repulsion between the bulky *o*-bromophenyl and 2-(prop-2-enyl) groups may occur in the latter, in spite of the fact that the side chain at the 2-position mainly occupies an axial position in order to minimize A^{1,3}-strain with the N=C double bond in the amide.

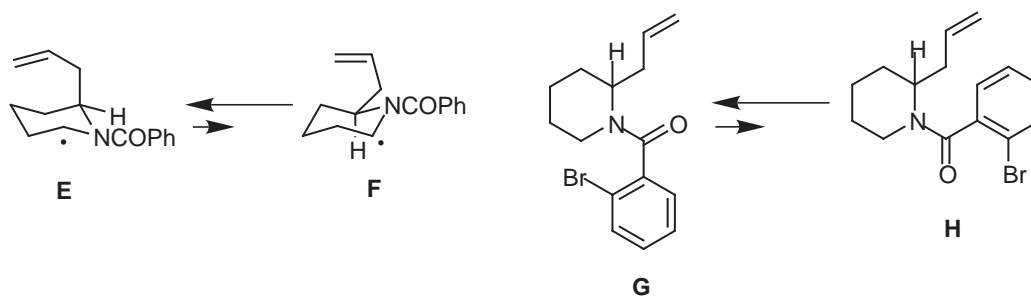
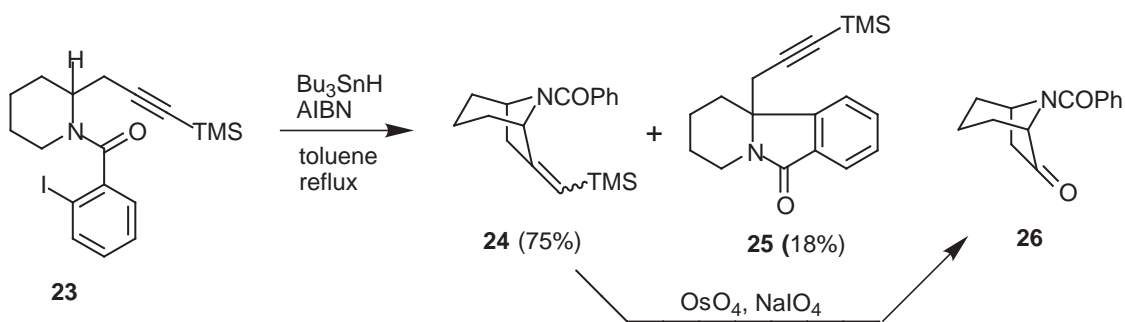


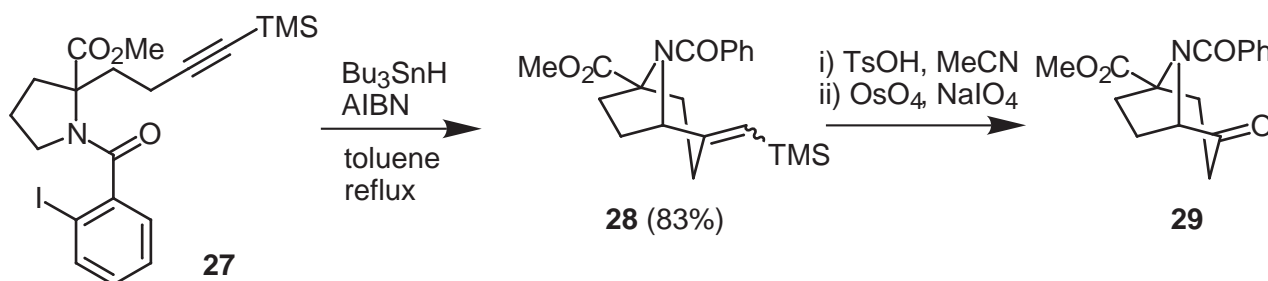
Figure 2

Since the translocation/cyclization reactions were found to proceed cleanly in the 2-unsubstituted piperidine (**17b**), the cyclization of the 2-[3-(trimethylsilyl)prop-2-ynyl]piperidine (**23**) was examined. Treatment of **23** with Bu₃SnH/AIBN in boiling toluene gave the 8-azabicyclo[3.2.1]octane (**24**) (75%) as a diastereomeric mixture along with the tricyclic compound (**25**) (18%). The compound (**24**) was transformed into the ketone (**26**).¹⁴



Scheme 9

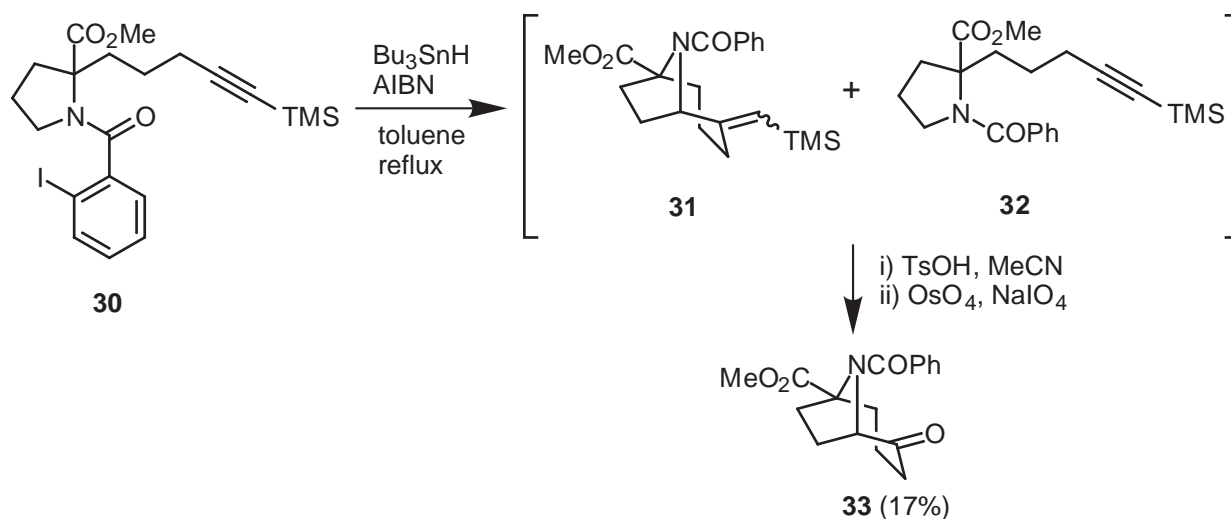
On the other hand, the 2-[4-(trimethylsilyl)but-3-ynyl]pyrrolidine (**27**) gave regioselectively the 8-azabicyclo[3.2.1]octane (**28**) in 83% combined yield as a diastereomeric mixture, which was again transformed into the ketone (**29**).¹²



Scheme 10

3. Synthesis of 9-Azabicyclo[4.2.1]nonanes

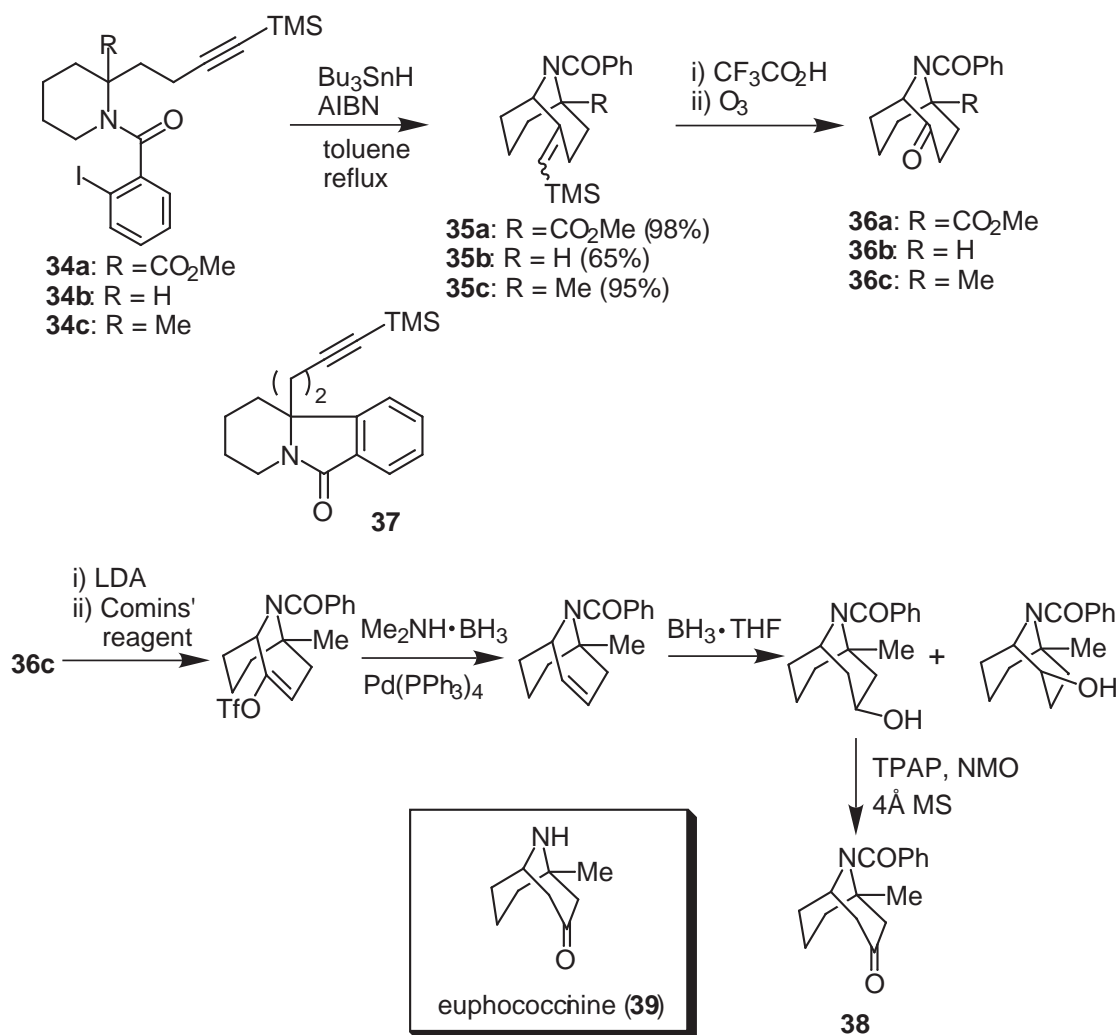
The 2-[5-(trimethylsilyl)pent-4-ynyl]pyrrolidine (**30**), upon treatment with Bu_3SnH /AIBN in boiling toluene, gave an inseparable mixture of the 9-azabicyclo[4.2.1]nonane (**31**) (as a diastereomeric mixture) and the reduction product (**32**) in 86% total yield and in a ratio of 48:52 (the ratio was determined by HPLC). The yield of **31** was estimated to be approximately 40%. The mixture was treated with *p*-toluenesulfonic acid followed by oxidation with OsO_4 and NaIO_4 to give the ketone (**33**) in 17% overall yield.¹²



Scheme 11

4. Synthesis of 9-Azabicyclo[3.3.1]nonanes

The 2-[4-(trimethylsilyl)but-3-ynyl]piperidines (**34a-c**), upon treatment with $\text{Bu}_3\text{SnH/AIBN}$ in boiling toluene, gave the 9-azabicyclo[3.3.1]nonanes (**35a-c**) in high yields, which were transformed into the corresponding ketones (**36a-c**).¹⁶ In the case of **34b** the isoindolone (**37**) (23%) was also obtained. The compound (**36c**) was subjected to a 1,2-transposition reaction of the carbonyl group to give 9-benzoyl-1-methyl-9-azabicyclo[3.3.1]nonan-3-one (**38**),¹⁶ a potential precursor for the synthesis of (\pm)-euphococcine (**39**) (Scheme 12).¹⁷

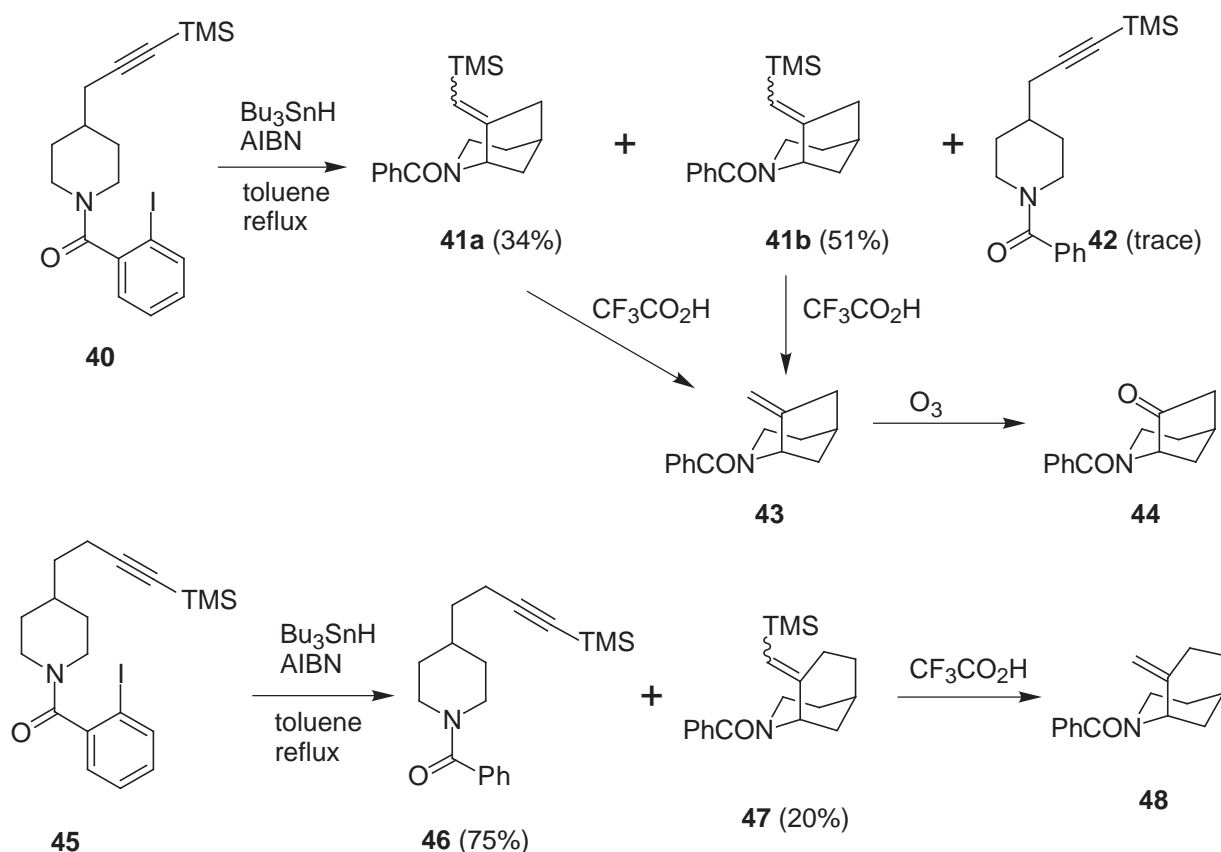


Scheme 12

5. Synthesis of 2-Azabicyclo[3.2.1]octanes and 2-Azabicyclo[3.3.1]nonanes

Treatment of the 4-[3-(trimethylsilyl)prop-2-ynyl]piperidine (**40**) with $\text{Bu}_3\text{SnH/AIBN}$ in boiling toluene gave the isomeric 2-azabicyclo[3.2.1]octanes (**41a**) (the less polar isomer) and (**41b**) (the polar one) in 34 and 51% yields, respectively, along with a trace amount of the reduction product (**42**). Both the compounds (**41a**) and (**41b**) were transformed into the ketone (**44**) via the methylene derivative (**43**).¹⁸ Cyclization of **45** proceeded more slowly to give the 2-azabicyclo[3.3.1]nonane (**47**) in 20% yield as a diastereomeric mixture, which was transformed into the methylene derivative (**48**). In this case, the reduction product (**46**) was obtained as a major product in 75% yield. The low yield of **47** may be

rationalized by considering the preferred conformation of the α -acylamino radical intermediates (**I**) and (**J**) derived from the 4-alkynyl-1-(*o*-iodobenzoyl)piperidines. The 4-alkynyl group adopts a more stable equatorial position, so that for the cyclization to take place the conformation of the 4-substituent must invert from the equatorial to the axial position (Figure 3). The distance of the 3-position of the 4-(but-3-ynyl) group and the radical center is still larger than that in the case of the 4-(prop-2-ynyl) group. Consequently, the reduction competes favorably with the cyclization.



Scheme 13

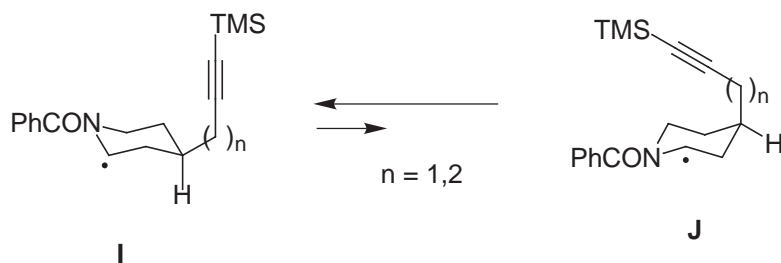
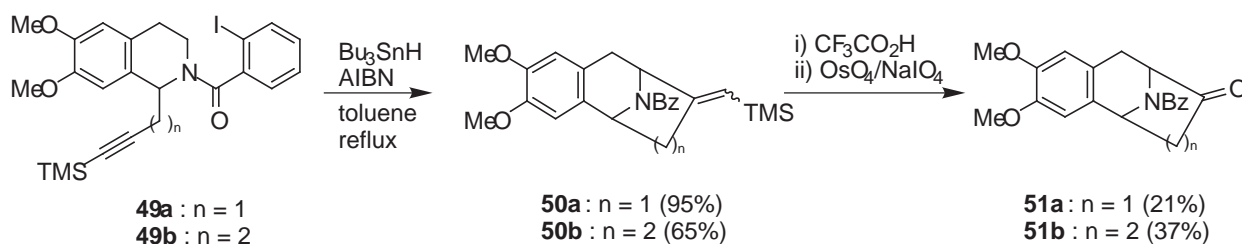


Figure 3

6. Synthesis of Tetrahydro-5*H*-benzocyclohepten-5,8-imine and Hexahydrobenzocycloocten-5,9-imine

Treatment of the 1-[3-(trimethylsilyl)prop-2-ynyl]tetrahydroisoquinoline (**49a**) with $\text{Bu}_3\text{SnH/AIBN}$ in boiling toluene gave the tetrahydro-5*H*-benzocyclohepten-5,8-imine (**50a**) in 87% combined yield as a diastereomeric mixture. A similar treatment of the 1-[4-(trimethylsilyl)but-3-ynyl] congener (**49b**) with $\text{Bu}_3\text{SnH/AIBN}$ yielded exclusively the hexahydrobenzocycloocten-5,9-imine (**50b**) in 65% yield as a

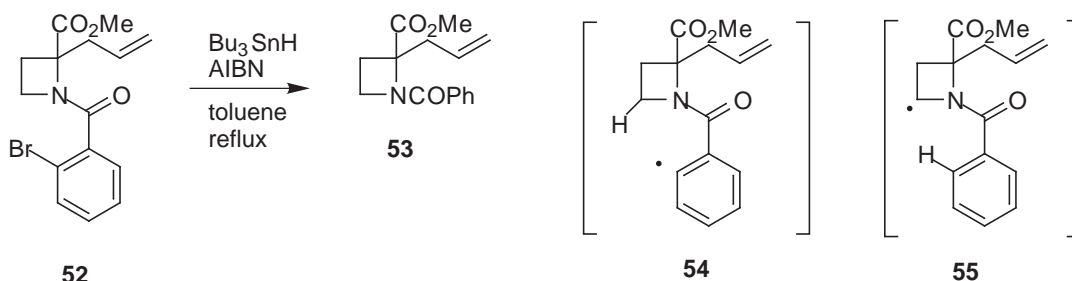
diastereomeric mixture. Both the compounds (**50a,b**) were converted into the corresponding ketones (**51a,b**).¹⁹



Scheme 14

Epilogue

The radical translocation and cyclization reactions of 2-alkynylpyrrolidines and 2- and 4-alkynylpiperidines provide a new general route to a variety of azabicyclic compounds. We hope to extend these reactions to the synthesis of the optically active compounds. For comparison, the behavior of the azetidine congener (**52**) was also investigated.¹⁴ When **52** was treated with Bu₃SnH/AIBN in boiling toluene, only the reduction product (**53**) was obtained in 63% yield. A deuterium labeling experiment indicated that both the 1,5-hydrogen transfer and cyclization steps were retarded. Examination of Dreiding models reveals that the distance between the radical center formed on the phenyl ring and 4-hydrogen atom in **54** is slightly longer than that in the pyrrolidine case and the radical center in **55** formed after the 1,5-hydrogen transfer is too far away from the alkenic double bond to permit the cyclization.



Scheme 15

ACKNOWLEDGEMENTS

We wish to extend our gratitude to our able and hard-working collaborators. The research was supported generously by a Grant-in-Aid for Scientific Research from the Ministry of Education, Culture, Sports, Science and Technology of Japan.

REFERENCES

- For reviews, see; C. P. Jasperse, D. P. Curran, and T. L. Fevig, *Chem. Rev.*, 1991, **91**, 1237; D. P. Curran, *Synthesis*, 1988, 417 and 489; D. P. Curran, 'Comprehensive Organic Synthesis', ed. by B. M. Trost and I. Fleming, Pergamon Press, Oxford, 1991, Vol. 4, p. 779; D. P. Curran, *Aldrichimica Acta*, 2000, **33**, 104; B. Giese, 'Radicals in Organic Synthesis: Formation of Carbon-Carbon Bonds', Pergamon Press, Oxford, 1986; D. J. Hart, *Alkaloids: Chem. Biol. Perspect.* **1988**, **6**, 227-96; M. Ikeda, T. Sato, and H. Ishibashi, *Rev. on Heteroatom Chem.*, 1998, **18**, 169;

2. M. D. Bachi and C. Hoornaert, *Tetrahedron Lett.*, 1981, **22**, 2689 and 2693; M. D. Bachi and C. Hoornaert, *Tetrahedron Lett.*, 1982, **23**, 2505; M. D. Bachi, A. De Mesmaeker, and N. De Stevenart-De Mesmaeker, *Tetrahedron Lett.*, 1987, **28**, 2637 and 2887; M. D. Bachi, F. Frowlow, and C. Hoornaert, *J. Org. Chem.*, 1983, **48**, 1841; D. J. Hart and Y. -M. Tsai, *J. Am. Chem. Soc.*, 1982, **104**, 1430; D. A. Burnett, J. -K. Choi, D. J. Hart, and Y. -M. Tsai, *J. Am. Chem. Soc.*, 1984, **106**, 8201; D. J. Hart and Y. -M. Tsai, *J. Am. Chem. Soc.*, 1984, **106**, 8209; J. -K. Choi and D. J. Hart, *Tetrahedron*, 1985, **41**, 3959; J. M. Dener and D. J. Hart, *Tetrahedron*, 1988, **44**, 7037; J. M. Dener, D. J. Hart, and S. Ramesh, *J. Org. Chem.*, 1988, **53**, 6022; J. -K. Choi, D. -C. Ha, D. J. Hart, C. -S. Lee, S. Ramesh, and S. Wu, *J. Org. Chem.*, 1989, **54**, 279; D. Kuzmich, S. C. Wu, D. -C. Ha, C. -S. Lee, S. Ramesh, S. Atarashi, J. -K. Choi, and D. J. Hart, *J. Am. Chem. Soc.*, 1994, **116**, 6943; D. J. Hart and D. Kuzmich, *J. Chin. Chem. Soc. (Taipei)*, 1995, **42**, 873; S. Atarashi, J. -K. Choi, D. -C. Ha, D. J. Hart, D. Kuzmich, C. -S. Lee, S. Ramesh, and S. C. Wu, *J. Am. Chem. Soc.*, 1997, **119**, 6226; A. L. J. Beckwith and D. R. Boate, *Tetrahedron Lett.*, 1985, **26**, 1761; T. Kametani and T. Honda, *Heterocycles*, 1982, **19**, 1862; G. E. Keck and E. J. Enholm, *Tetrahedron Lett.*, 1985, **26**, 3311; S. Kano, Y. Yuasa, and S. Shibuya, *Heterocycles*, 1988, **27**, 253; S. Kano, Y. Yuasa, K. Asami, and S. Shibuya, *Heterocycles*, **1988**, **27**, 1437; Y. Yuasa, S. Kano, and S. Shibuya, *Heterocycles*, 1991, **32**, 2311; C. J. Easton, C. A. Hutton, G. Rositano, and E. W. Tan, *J. Org. Chem.*, 1991, **56**, 5615; P. M. Esch, H. Hiemstra, R. F. deBoer, and W. N. Speckamp, *Tetrahedron*, 1992, **48**, 4659.
3. (a) V. Snieckus, J. -C. Cuevas, C. P. Sloan, H. Liu, and D. P. Curran, *J. Am. Chem. Soc.*, 1990, **112**, 896; (b) D. P. Curran and H. Liu, *J. Chem. Soc., Perkin Trans. 1*, 1994, 1377; (c) F. Beaulieu, J. Arora, U. Veith, N. J. Taylor, B. J. Chapell, and V. Snieckus, *J. Am. Chem. Soc.*, 1996, **118**, 8727.
4. D. Denenmark, T. Winkler, A. Waldner, and A. De Mesmaeker, *Tetrahedron Lett.*, 1992, **33**, 3613; J. Rancout, V. Gorys, and E. Jolicoeur, *Tetrahedron Lett.*, 1998, **39**, 5339.
5. T. Cohen, C. H. McMuller, and K. Smith, *J. Am. Chem. Soc.*, 1968, **90**, 6866, and the references cited therein.
6. For other methods, see; H. Aoyama and Y. Arata, *J. Org. Chem.*, 1987, **52**, 4639 and the references cited therein; A. Azzouzi, M. Dufour, J. -C. Gramain, and R. Remuson, *Heterocycles*, 1988, **27**, 133; S. Murahashi, T. Naota, and K. Yonemura, *J. Am. Chem. Soc.*, 1988, **110**, 8256; T. Gimisis and C. Chatgililoglou, *J. Org. Chem.*, 1996, **61**, 1908.
7. J. C. Scaiano and L. C. Stewart, *J. Am. Chem. Soc.*, 1983, **105**, 3609.
8. W. E. Stewart and T. H. Siddall, III, *Chem. Rev.*, 1970, **70**, 517.
9. T. Sato, T. Mori, T. Sugiyama, H. Ishibashi, and M. Ikeda, *Heterocycles*, 1994, **37**, 245.
10. T. Sato, Y. Kugo, E. Nakaumi, H. Ishibashi, and M. Ikeda, *J. Chem. Soc., Perkin Trans. 1*, 1995, 1801.
11. M. E. Jung and J. Gerray, *J. Am. Chem. Soc.*, 1991, **113**, 224, and the references cited therein.
12. M. Ikeda, Y. Kugo, Y. Kondo, T. Yamazaki, and T. Sato, *J. Chem. Soc., Perkin Trans. 1*, 1997, 3339.

13. T. F. Spande, H. M. Garraffo, M. W. Edwards, H. J. C. Yeh, L. Pannel, and J. W. Daly, *J. Am. Chem. Soc.*, 1992, **114**, 3475.
14. M. Ikeda, Y. Kugo, and T. Sato, *J. Chem. Soc., Perkin Trans. I*, 1996, 1819.
15. F. Johnson, *Chem. Rev.*, 1968, **68**, 375; R. W. Hoffmann, *Chem. Rev.*, 1989, **89**, 1841; For references on A^{1,3}-strain in 2-alkyl-N-acylpiperidine, see M. Natsume and M. Ogawa, *Chem. Pharm. Bull.*, 1982, **30**, 3442; P. Beak and W. K. Lee, *J. Org. Chem.*, 1993, **58**, 1109.
16. T. Sato, T. Yamazaki, Y. Nakanishi, J. Uenishi, and M. Ikeda, *J. Chem. Soc., Perkin Trans. I*, 2002, 1438.
17. N. K. Hart, S. R. Johns, and J. A. Lambertson, *Aust. J. Chem.*, 1967, **20**, 561; W. V. Brown and B. P. Moore, *Aust. J. Chem.*, 1982, **35**, 1255; T. Eisner, M. Goetz, D. Aneshausley, G. Ferstandig-Arnold, and J. Meinwald, *Experientia*, 1986, **42**, 204.
18. T. Sato, K. Okamoto, Y. Nakano, J. Uenishi, and M. Ikeda, *Heterocycles*, 2001, **54**, 747.
19. M. Ikeda, M. Hamada, S. A. A. El Bialy, K. Matsui, S. Kawakami, Y. Nakano, S. M. M. Bayomi, and T. Sato, *Heterocycles*, 2000, **52**, 571.