

HETEROCYCLES, Vol. 83, No. 7, 2011, pp. 1535 - 1552. © The Japan Institute of Heterocyclic Chemistry
Received, 28th February, 2011, Accepted, 11th April, 2011, Published online, 14th April, 2011
DOI: 10.3987/COM-11-12195

SYNTHETIC STUDY OF CARBOCYCLIC CORE OF CORTISTATIN A, AN ANTI-ANGIOGENIC STEROIDAL ALKALOID FROM MARINE SPONGE

Naoyuki Kotoku,* Yuji Sumii, Takeshi Hayashi, and Motomasa Kobayashi*

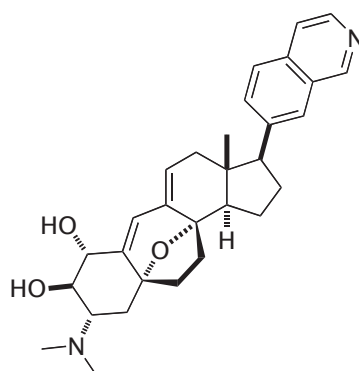
Graduate School of Pharmaceutical Sciences, Osaka University, 1-6 Yamada-oka,
Suita, Osaka 565-0871, Japan. E-mail: kotoku@phs.osaka-u.ac.jp;
kobayasi@phs.osaka-u.ac.jp

Abstract – Synthesis of carbocyclic core of cortistatin A (**1**), a novel anti-angiogenic steroidal alkaloid from Indonesian marine sponge, was investigated. Intramolecular Heck cyclization using substrate **18** achieved construction of 7-membered B-ring structure. The presence of steric hindrance around the reaction center was found to favor *endo* cyclization pathway in this substrate.

INTRODUCTION

Angiogenesis, a formation of new blood capillaries from preexisting blood vessels, is critical for tumor growth and metastasis. A growing tumor needs an extensive network of capillaries to provide nutrients and oxygen etc. In addition, the new blood vessels provide a way for tumor cells to enter in the circulation and to metastasize to another organ. Therefore, substances that inhibit angiogenesis have a considerable potential to be novel therapeutic agents for the treatment of cancer.¹

In the course of our study on the bioactive substances from marine organisms, we focused on a search for selective growth inhibitors against human umbilical vein endothelial cells (HUVECs) as anti-angiogenic substances and found cortistatins,² a family of novel *abeo*-9(10-19)-androstane-type steroidal alkaloids, from the Indonesian marine sponge of *Corticium simplex*. Cortistatin A (**1**, Figure 1), a major constituent, showed remarkably selective anti-proliferative activity against HUVECs and also inhibited migration and tubular formation of HUVECs induced by VEGF or bFGF.^{2a} The unique structure and characteristic biological properties of this compound attracted many synthetic chemists, and four total syntheses,³⁻⁶ two formal syntheses^{7,8} and many synthetic studies⁹ have been reported so far. Here we report about the construction of carbocyclic core of **1** through Pd-catalyzed *7-endo*-type intramolecular cyclization reaction.

Figure 1. Cortistatin A (**1**)

RESULTS AND DISCUSSION

Cortistatin A (**1**) has a characteristic rearranged steroid skeleton, particular with 8-oxabicyclo[3.2.1]octene system in B-ring. Synthetic methods of this complex ring system were highlighted in all the reported total syntheses of **1** to date, such as ring-expansion of cyclopropane or enyne cycloisomerization, etc.³⁻⁸ We planned to investigate another approach, that is, direct ring closure through intramolecular Heck-type reaction and subsequent oxo-bridge formation (Figure 2). In the cyclization intermediate of Heck reaction, *7-endo* pathway was expected to be sterically more accessible than *6-exo* pathway.¹⁰ And, cyclization precursor was divided into two fragments of A-ring fragment and CD-ring fragment.

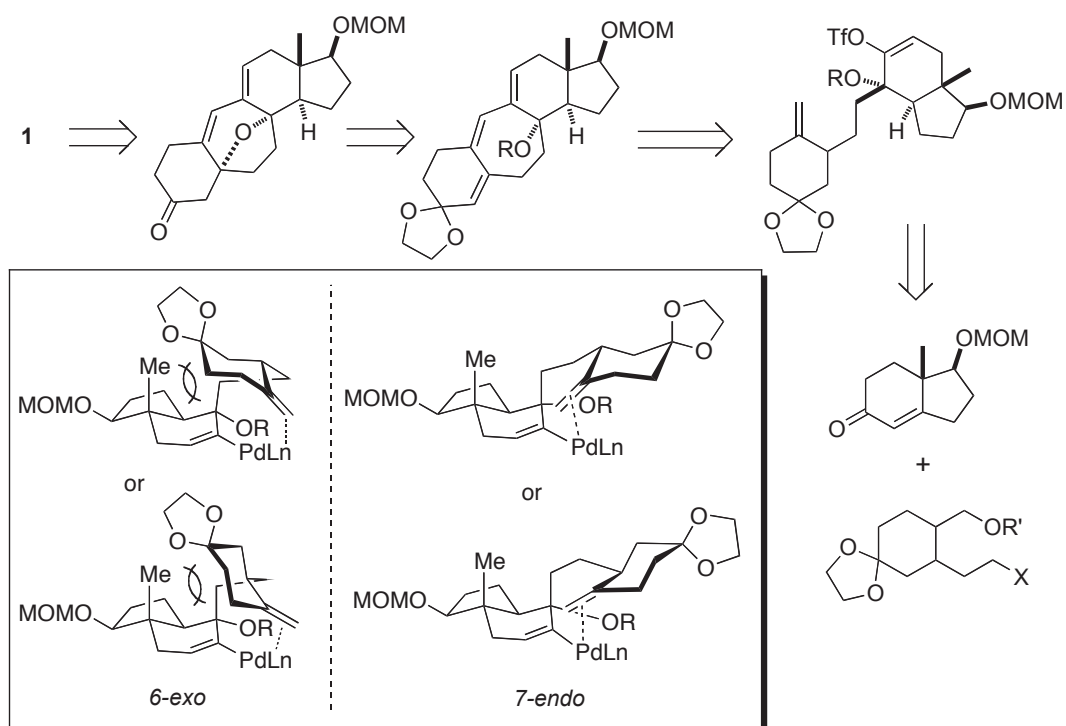
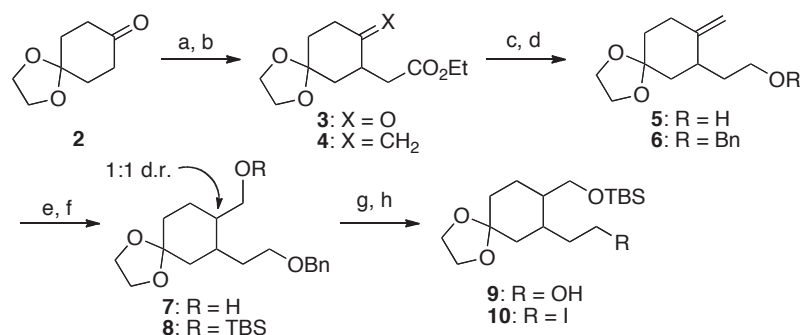


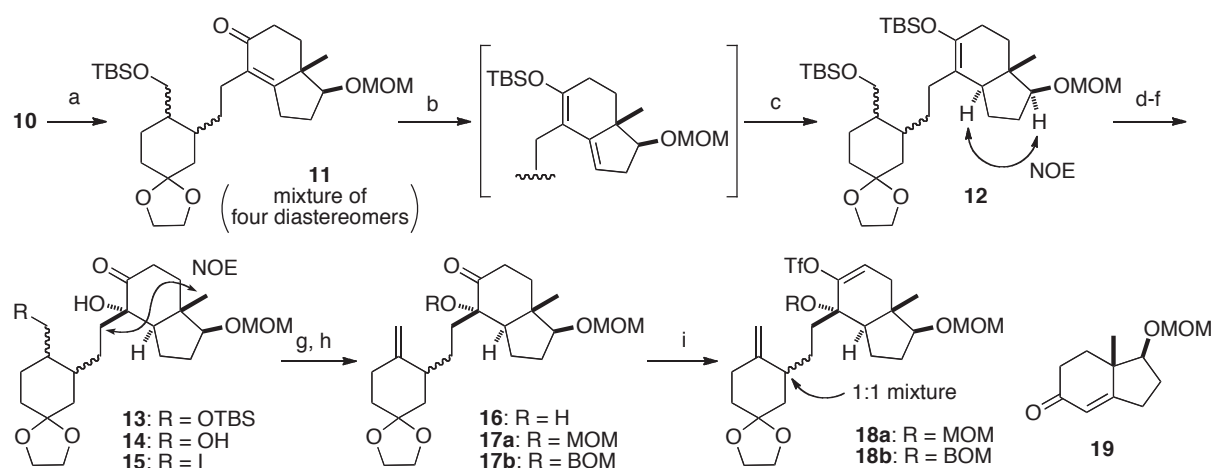
Figure 2. Retrosynthetic analysis

Firstly, the A-ring fragment was prepared as follows (Scheme 1). Commercial 1,4-cyclohexanedione mono(ethylene ketal) (**2**) was alkylated with ethyl bromoacetate to give a keto-ester **3**, and subsequent Wittig reaction provided an *exo*-methylene **4** in moderate yield. LiAlH_4 treatment of **4** and protection of the resulting alcohol moiety of **5** by benzyl group gave compound **6**. The *exo*-methylene of **6** was transformed to hydroxymethyl group by hydroboration/oxidation method to give compound **7** as a 1:1 mixture of two diastereomers, which indicates that hydroboration occurred with no stereoselectivity. Then, the hydroxyl group of **7** was protected as *tert*-butyldimethylsilyl (TBS) ether to give compound **8**. The compound **8** was further converted to a desired A-ring fragment **10** in a racemic form through debenzoylation and phosphine-mediated substitution reaction.



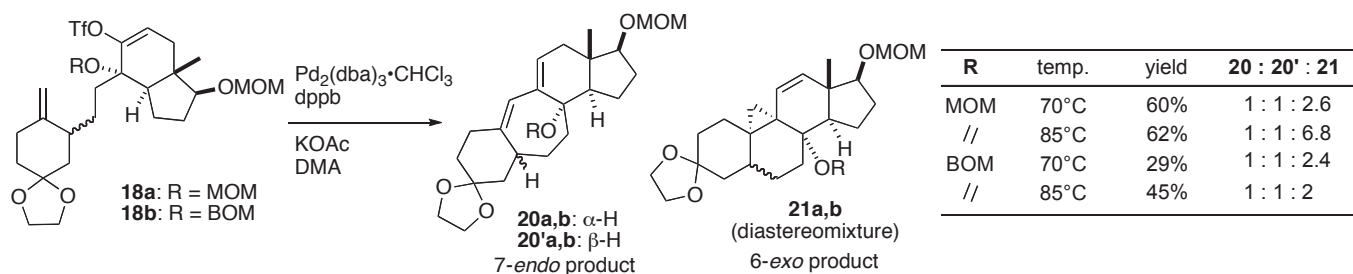
Scheme 1. Reagents and conditions: (a) LDA, ethyl bromoacetate, THF, $-78\text{ }^\circ\text{C}$, 87%; (b) Ph_3PMeBr , *n*-BuLi, THF, 57%; (c) LiAlH_4 , THF, 97%; (d) BnBr, NaH, DMF, 92%; (e) $\text{BH}_3\cdot\text{SMe}_2$, THF; NaOH aq. 30% H_2O_2 , quant.; (f) TBSCl, imidazole, DMAP, CH_2Cl_2 , 94%; (g) H_2 , Pd-C, AcOEt, 80% (93% brsm); (h) I_2 , Ph_3P , imidazole, CH_2Cl_2 , quant.

The A-ring fragment **10** and the CD-ring fragment **19**, prepared from commercially available (+)-Hajos-Parrish ketone in 2 steps,¹¹ were coupled together using Molander's method¹² to give compound **11** as a mixture of four diastereomers. Hydrogenation of the dienol silyl ether derived from **11** occurred stereoselectively to provide compound **12**,⁵ which was converted to a *tert*-alcohol **13** by the treatment with OsO_4 with almost complete diastereoselectivity. The stereochemistry of the newly formed *tert*-alcohol moiety was determined by NOE experiment. Then removal of the TBS group and subsequent iodination of the primary hydroxyl group of **14** gave compound **15**, which was further converted to an objective cyclization precursor **18** (1:1 diastereomeric mixture) by the treatment with 1,8-diazabicyclo[5.4.0]undec-7-ene (DBU), protection of the *tert*-alcohol moiety, and enol triflate formation with the use of *N*-phenyltrifluoromethanesulfonimide in the presence of Et_3N and KHMDS at elevated temperature. In order to investigate steric effect against the 6-*exo*/7-*endo* selectivity of Heck cyclization, the *tert*-alcohol moiety of **16** was protected as methoxymethyl (MOM) or benzyloxymethyl (BOM) ether.



Scheme 2. Reagents and conditions: (a) **19**, NaH, DMSO, THF, 56%; (b) TBSOTf, Et₃N, CH₂Cl₂; (c) H₂, Pd-C, AcOEt; (d) OsO₄, NMO, acetone/H₂O, 75% (3 steps); (e) TBAF, THF, 99%; (f) I₂, Ph₃P, imidazole, CH₂Cl₂, 79%; (g) DBU, THF, 84%; (h) MOMCl or BOMCl, *i*Pr₂NEt, 1,2-dichloroethane, 60 °C, 97% for **17a**, quant. for **17b**; (i) PhNTf₂, KHMDS, Et₃N, THF, 60 °C, 99% for **18a**, quant. for **18b**.

Palladium-catalyzed intramolecular cyclization of substrates **18a** or **18b** was investigated (Scheme 3). The desired cyclization reaction occurred with palladium catalyst generated by the combination of Pd₂(dba)₃ and 1,4-bis(diphenylphosphino)butane (dppb) in *N,N*-dimethylacetamide (DMA) in the presence of potassium acetate (KOAc)¹⁰ to give a mixture of 7-*endo*- and 6-*exo*-cyclization products (**20** and **21**), respectively. The use of monodentate ligand such as triphenylphosphine provided solely 6-*exo*-product **21**, and organic base (Et₃N etc.) gave diminished reaction yield (data not shown). It revealed that the bulkiness of protecting group of the *tert*-alcohol moiety in **18** affected *endo/exo* selectivity. Thus, the use of **18a** as a substrate at 70 °C gave **20a**, **20'a** and **21a** with the ratio of 1:1:2.6, and the same reaction at higher temperature (85 °C) provided lower 7-*endo* selectivity (1:3.4). In the case of **18b**, the reaction at 85 °C proceeded with acceptable yield and 1:1:2 product ratio (**20b**, **20'b** and **21b**).



Scheme 3. Intramolecular Heck reaction

Plausible mechanism of the intramolecular Heck reaction was shown in Figure 3. 7-*Endo-trig* cyclization toward *exo*-methylene and subsequent β -elimination provided the desired product **20** having conjugated

diene system. While, the undesired product **21** having cyclopropane ring might be formed through *6-exo-trig* cyclization, following carbopalladation toward 9,11-olefin, and β -elimination. Contrary to our expectation, the *6-exo*-cyclization was more favored than the *7-endo*-one in this substrate. However, the bulky protecting group of the *tert*-alcohol moiety might inhibit the formation of the *6-exo*-cyclization intermediate to provide the improved, but not satisfactory, *7-endo* selectivity.

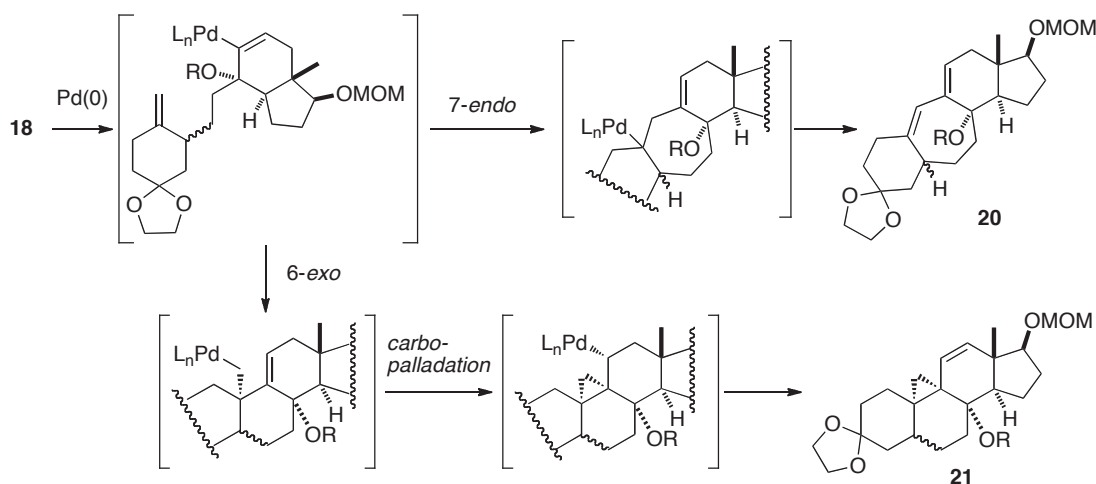


Figure 3. Plausible mechanism of Heck reaction

In summary, a synthesis of the carbocyclic core of cortistatin A (**1**) was achieved through *7-endo* intramolecular Heck reaction. This methodology will lead to the total synthesis of **1** and its analogs,¹³ which is now under investigation.

EXPERIMENTAL

A JEOL JNM LA-500 spectrometer was used to obtain ¹H- and ¹³C-NMR data using tetramethylsilane as an internal standard. Mass spectra were obtained with a Waters Q-ToF Ultima API using MeOH as a solvent. HPLC was performed using a Hitachi L-6000 pump equipped with Hitachi L-4000H UV detector. Silica gel (Merck, 60-230 mesh) and pre-coated thin layer chromatography (TLC) plates (Merck, 60F₂₅₄) were used for column chromatography and TLC. Spots on TLC plates were detected by spraying phosphomolybdic acid solution (5 g phosphomolybdic acid in 100 mL of EtOH) and acidic *p*-anisaldehyde solution (*p*-anisaldehyde: 25 mL, *c*-H₂SO₄: 25 mL, AcOH: 5 mL, EtOH: 425 mL) with subsequent heating. Unless otherwise noted, all the reactions were performed under N₂ atmosphere using purchased reagents and solvents without further purification. After workup, the organic phases were dried over Na₂SO₄.

Ethyl 2-(8-oxo-1,4-dioxaspiro[4.5]decan-7-yl)acetate (**3**)

n-BuLi (2.69 M in hexane, 25.3 mL, 68.0 mmol) was added to a solution of diisopropylamine (9.61 mL, 68.0 mmol) in dry THF (100 mL) at $-78\text{ }^{\circ}\text{C}$, and the whole mixture was stirred for 15 min at $-78\text{ }^{\circ}\text{C}$ and further 15 min at rt. Then **2** (10.1 g, 64.7 mmol, in 50 mL of dry THF) was added to the mixture *via* cannula at $-78\text{ }^{\circ}\text{C}$, and the whole mixture was stirred for 1 h at $-78\text{ }^{\circ}\text{C}$. Then HMPA (11.3 mL, 64.7 mmol) and ethyl bromoacetate (7.88 mL, 71.2 mmol) were added dropwise to the mixture at $-78\text{ }^{\circ}\text{C}$, and the whole mixture was stirred at $-78\text{ }^{\circ}\text{C}$. After 3 h, sat. NH_4Cl aq. was added to the mixture at $0\text{ }^{\circ}\text{C}$, and the whole mixture was extracted with AcOEt. Removal of the solvent from the AcOEt extract under reduced pressure gave a crude product, which was purified by SiO_2 column (*n*-hexane/AcOEt = 4:1) to give **3** (13.58 g, 87%) as a colorless oil. IR (KBr): 2982, 1730, 1709 cm^{-1} . $^1\text{H-NMR}$ (500 MHz, CDCl_3) δ : 4.10-3.93 (6H, m), 3.13 (1H, quint, $J = 6.7$ Hz), 2.69-2.62 (2H, m), 2.33 (1H, ddd, $J = 14.3, 4.9, 2.7$ Hz), 2.13 (1H, dd, $J = 16.8, 6.1$ Hz), 2.07-1.97 (2H, m), 1.92 (1H, td, $J = 13.5, 5.1$ Hz), 1.75 (1H, t, $J = 13.3$ Hz), 1.19 (3H, t, $J = 7.1$ Hz, $\text{CO}_2\text{CH}_2\text{CH}_3$). $^{13}\text{C-NMR}$ (125 MHz, CDCl_3) δ : 209.4, 171.9, 106.9, 64.7, 64.5, 60.3, 42.9, 40.1, 37.7, 34.4, 33.8, 14.0. Anal. Calcd for $\text{C}_{12}\text{H}_{18}\text{O}_5$: C, 59.49; H, 7.49. Found: C, 59.38; H, 7.40.

Ethyl 2-(8-methylene-1,4-dioxaspiro[4.5]decan-7-yl)acetate (4)

n-BuLi (2.69 M in hexane, 33.4 mL, 89.7 mmol) was added dropwise to the solution of methyltriphenylphosphonium bromide (30.1 g, 84.1 mmol) in dry THF (100 mL) at $0\text{ }^{\circ}\text{C}$, and the whole mixture was stirred for 15 min at $0\text{ }^{\circ}\text{C}$. Then **3** (13.6 g, 56.1 mmol, in 60 mL of dry THF) was added to the mixture *via* cannula. After stirring for 1 h at rt, sat. NH_4Cl aq. was added to the mixture at $0\text{ }^{\circ}\text{C}$, and the whole mixture was extracted with AcOEt. Removal of the solvent from the AcOEt extract under reduced pressure gave a crude product, which was purified by SiO_2 column (*n*-hexane/AcOEt = 5:1) to give **4** (7.66 g, 57%) as a colorless oil. IR (KBr): 2945, 1736, 1649 cm^{-1} . $^1\text{H-NMR}$ (500 MHz, CDCl_3) δ : 4.68 (1H, s, $\text{C}=\underline{\text{CH}}_2$), 4.54 (1H, s, $\text{C}=\underline{\text{CH}}_2$), 4.08-4.02 (2H, m, $\text{CO}_2\text{CH}_2\text{CH}_3$), 3.89-3.86 (4H, m, $\text{OCH}_2\text{CH}_2\text{O}$), 2.75 (1H, m), 2.55 (1H, dd, $J = 15.1, 7.3$ Hz), 2.28-2.23 (3H, m), 1.82-1.78 (1H, m), 1.72-1.69 (1H, m), 1.57-1.51 (1H, m), 1.33 (1H, t, $J = 11.5$ Hz), 1.17 (3H, t, $J = 7.3$ Hz, $\text{CO}_2\text{CH}_2\text{CH}_3$). $^{13}\text{C-NMR}$ (125 MHz, CDCl_3) δ : 172.3, 149.0 ($\underline{\text{C}}=\text{CH}_2$), 108.2 ($\text{C}=\underline{\text{CH}}_2$), 106.5, 64.2, 64.1, 60.0, 41.1, 37.6, 36.6, 36.0, 32.1, 14.0. Anal. Calcd for $\text{C}_{13}\text{H}_{20}\text{O}_4$: C, 64.98; H, 8.39. Found: C, 65.23; H, 8.25.

2-(8-Methylene-1,4-dioxaspiro[4.5]decan-7-yl)ethanol (5)

4 (8.89 g, 37.0 mmol, in 50 mL of dry THF) was added dropwise *via* dropping funnel to a suspension of lithium aluminum hydride (1.38 g, 37.0 mmol) in dry THF (300 mL) at $0\text{ }^{\circ}\text{C}$, and the whole mixture was stirred for 1 h at rt. Water (1.3 mL), 15% NaOH aq. (1.3 mL), and sat. NH_4Cl aq. were successively added to the mixture, and the whole mixture was extracted with AcOEt. Removal of the solvent from the AcOEt

extract under reduced pressure gave a crude product, which was purified by SiO₂ column (*n*-hexane/AcOEt = 1:1) to give **5** (7.13 g, 97%) as a colorless oil. IR (KBr): 3347, 2946, 1647 cm⁻¹. ¹H-NMR (500 MHz, CDCl₃) δ: 4.75 (1H, s, C=CH₂), 4.66 (1H, s, C=CH₂), 3.96-3.91 (4H, m, OCH₂CH₂O), 3.65 (2H, t-like, CH₂OH), 2.42-2.37 (1H, m), 2.31 (1H, td, *J* = 13.0, 5.0 Hz), 2.25-2.20 (1H, m), 2.00-1.93 (1H, m), 1.89 (1H, brs), 1.86 (1H, ddd, *J* = 18.0, 5.0, 2.0 Hz), 1.77-1.72 (1H, m), 1.64-1.50 (2H, m), 1.43-1.39 (1H, m). ¹³C-NMR (125 MHz, CDCl₃) δ: 150.1 (C=CH₂), 108.7 (C=CH₂), 106.8, 64.3, 64.1, 60.8, 41.5, 36.7, 36.2, 35.1, 32.1. Anal. Calcd for C₁₁H₁₈O₃: C, 66.64; H, 9.15. Found: C, 66.74; H, 9.17.

7-(2-(Benzyloxy)ethyl)-8-methylene-1,4-dioxaspiro[4.5]decane (6)

NaH (60% in oil, 1.55 g, 38.7 mmol) was added to the solution of **5** (6.40 g, 32.2 mmol) in dry DMF (60 mL) at 0 °C, and the whole mixture was stirred for 30 min at rt. Benzyl bromide (5.76 mL, 48.4 mmol) was added to the mixture, and the whole was stirred for 24 h at rt. Sat. NaHCO₃ aq. was added to the mixture at 0 °C, and the whole mixture was extracted with AcOEt. Removal of the solvent from the AcOEt extract under reduced pressure gave a crude product, which was purified by SiO₂ column (*n*-hexane/AcOEt = 5:1) to give **6** (8.54 g, 92%) as a colorless oil. IR (KBr): 2946, 1647, 1454 cm⁻¹. ¹H-NMR (500 MHz, CDCl₃) δ: 7.34-7.33 (5H, m, Ph), 4.76 (1H, s, C=CH₂), 4.67 (1H, s, C=CH₂), 4.50 (1H, d, *J* = 11.5 Hz, OCH₂Ph), 4.46 (1H, d, *J* = 11.5 Hz, OCH₂Ph), 3.91 (4H, s, OCH₂CH₂O), 3.53-3.51 (2H, m, CH₂OCH₂Ph), 2.47 (1H, m), 2.34-2.26 (2H, m), 2.07-2.03 (1H, m), 1.90-1.87 (1H, m), 1.80-1.75 (1H, m), 1.66-1.62 (2H, m), 1.42-1.38 (1H, m). ¹³C-NMR (125 MHz, CDCl₃) δ: 149.8 (C=CH₂), 138.4 (Ph), 128.1 (2C, Ph), 127.4 (2C, Ph), 127.2 (Ph), 108.5 (C=CH₂), 106.6, 72.7 (OCH₂OPh), 68.2 (CH₂OCH₂Ph), 64.1, 64.0, 41.3, 36.7, 36.2, 32.02, 31.99. Anal. Calcd for C₁₈H₂₄O₃: C, 74.97; H, 8.39. Found: C, 75.07; H, 8.43.

(7-(2-(Benzyloxy)ethyl)-1,4-dioxaspiro[4.5]decan-8-yl)methanol (7)

BH₃•SMe₂ (2.0 M in THF, 54.1 mL, 108 mmol) was added to the solution of **6** (10.4 g, 36.1 mmol) in THF (36 mL) at 0 °C, and the whole mixture was stirred for 10 h at rt. 3.0 M NaOH (36.1 mL, 108 mmol) and 30% H₂O₂ (13.0 mL, 126 mmol) were added to the mixture at 0 °C, and the whole mixture was stirred for additional 4 h at rt. Sat. NH₄Cl aq. was added to the mixture, and the whole mixture was extracted with AcOEt. Removal of the solvent from the AcOEt extract under reduced pressure gave a crude product, which was purified by SiO₂ column (*n*-hexane/AcOEt = 1:2) to give **7** (mixture of two diastereomers, 11.1 g, quant.) as a colorless oil. IR (KBr): 3480, 2936, 2874, 1454 cm⁻¹. ¹H-NMR (500 MHz, CDCl₃) δ: 7.30-7.21 (5H, m, Ph), 4.47-4.41 (2H, m, OCH₂Ph), 3.86-3.81 (4H, m, OCH₂CH₂O), 3.60-3.39 (4H, m, CH₂OCH₂Ph, CH₂OH), 2.42 (1H, brs), 1.98-2.05 (1H, m), 1.88-1.15 (9H, m). ¹³C-NMR (125 MHz,

CDCl₃) δ : 138.12 (1/2C, Ph), 138.08 (1/2C, Ph), 128.3 (2C, Ph), 127.6 (2C, Ph), 127.5 (Ph), 109.0 (1/2C), 108.8 (1/2C), 73.0 (1/2C), 72.9 (1/2C), 69.0 (1/2C), 68.1 (1/2C), 64.7 (1/2C), 64.1 (1/2C), 64.0 (1/2C), 63.8 (1/2C), 61.1, 40.3 (1/2C), 39.6 (1/2C), 34.0 (1/2C), 33.6 (1/2C), 33.3 (1/2C), 32.8 (1/2C), 31.6 (1/2C), 31.4 (1/2C), 30.4 (1/2C), 26.9 (1/2C), 23.8 (1/2C), 22.5 (1/2C). Anal. Calcd for C₁₈H₂₆O₄: C, 70.56; H, 8.55. Found: C, 70.26; H, 8.44.

((7-(2-(Benzyloxy)ethyl)-1,4-dioxaspiro[4.5]decan-8-yl)methoxy)(tert-butyl)dimethylsilane (8)

Imidazole (2.20 g, 32.4 mmol), TBSCl (2.93 g, 19.4 mmol), and DMAP (395 mg, 3.24 mmol) were successively added to the solution of **7** (4.95 g, 16.2 mmol) in anhydrous CH₂Cl₂ (16 mL), and the whole mixture was stirred for 24 h at rt. Sat. NH₄Cl aq. was added to the mixture at 0 °C, and the whole mixture was extracted with CH₂Cl₂. Removal of the solvent from the CH₂Cl₂ extract under reduced pressure gave a crude product, which was purified by SiO₂ column (*n*-hexane/AcOEt = 5:1) to give **8** (mixture of two diastereomers, 6.37 g, 94%) as a colorless oil. IR (KBr): 2928, 2859, 1456 cm⁻¹. ¹H-NMR (500 MHz, CDCl₃) δ : 7.33-7.24 (5H, m, Ph), 4.52-4.45 (2H, m, OCH₂Ph), 3.92-3.87 (4H, m, OCH₂CH₂O), 3.75-3.42 (4H, m, CH₂OCH₂Ph, CH₂OTBS), 2.07-2.03 (1H, m), 1.95-1.20 (9H, m), 0.89 (9H, s, C(CH₃)₃), 0.04 (6H, s, Si(CH₃)₂). ¹³C-NMR (125 MHz, CDCl₃) δ : 138.6 (1/2C), 138.5 (1/2C), 128.2 (2C), 127.44, 127.41, 127.3, 109.1 (1/2C), 108.9 (1/2C), 72.8 (1/2C), 72.7 (1/2C), 68.7 (1/2C), 68.1 (1/2C), 65.3 (1/2C), 64.1 (1/2C), 64.0 (1/2C), 63.9 (1/2C), 61.1, 43.3 (1/2C), 40.1 (1/2C), 39.0 (1/2C), 37.1 (1/2C), 34.1 (1/2C), 33.3 (1/2C), 32.8 (1/2C), 31.2 (1/2C), 27.0, 25.8 (3C, C(CH₃)₃), 23.9, 18.2 (1/2C), 18.1 (1/2C), -5.4 (SiCH₃), -5.5 (SiCH₃). Anal. Calcd for C₂₄H₄₀O₄Si: C, 68.53; H, 9.58. Found: C, 68.31; H, 9.50. ESI MS: *m/z* 443 (M+Na)⁺. HR-ESI MS: *m/z* 443.2594, calcd for C₂₄H₄₀O₄SiNa. Found: 443.2582.

2-(8-((tert-Butyldimethylsilyloxy)methyl)-1,4-dioxaspiro[4.5]decan-7-yl)ethanol (9)

Pd-C (10%, 3.80 g) was added to the solution of **8** (19.0 g, 45.2 mmol) in AcOEt (45 mL), and the whole mixture was stirred for 24 h under hydrogen atmosphere. The reaction mixture was filtered through Celite pad, eluting with AcOEt. Removal of the solvent from the filtrate under reduced pressure gave a crude product, which was purified by SiO₂ column (*n*-hexane/AcOEt = 1:2) to give **9** (mixture of two diastereomers, 12.0 g, 80%) as a colorless oil. Unreacted **8** (2.66 g) was also recovered (93% based on recovered starting material). IR (KBr): 3441, 2936, 1472 cm⁻¹. ¹H-NMR (500 MHz, CDCl₃) δ : 3.89-3.84 (4H, m, OCH₂CH₂O), 3.66-3.41 (4H, m, CH₂OTBS, CH₂OH), 2.51 (1H, brs), 2.05-1.92 (1H, m), 1.76-1.68 (3H, m), 1.61-1.43 (5H, m), 1.42-1.20 (1H, m), 0.82 (9H, s, C(CH₃)₃), -0.01 (6H, s, Si(CH₃)₂). ¹³C-NMR (125 MHz, CDCl₃) δ : 109.2 (1/2C), 108.9 (1/2C), 65.5 (1/2C), 64.1 (1/2C), 64.0 (1/2C), 63.9 (1/2C), 61.6 (1/2C), 61.1 (1/2C), 60.2, 43.2 (1/2C), 40.2 (1/2C), 39.1 (1/2C), 37.2 (1/2C), 34.0 (1/2C), 33.7 (1/2C), 33.2 (1/2C), 31.3 (1/2C), 27.1, 25.8 (3C, C(CH₃)₃), 24.0, 18.2 (1/2C), 18.1 (1/2C), -5.5 (2C,

Si(CH₃)₂). Anal. Calcd for C₁₇H₃₄O₄Si: C, 61.77; H, 10.37. Found: C, 61.37; H, 10.05. ESI MS: *m/z* 353 (M+Na)⁺. HR-ESI MS: *m/z* 353.2124, calcd for C₁₇H₃₄O₄SiNa. Found: 353.2085.

***tert*-Butyl((7-(2-iodoethyl)-1,4-dioxaspiro[4.5]decan-8-yl)methoxy)dimethylsilane (10)**

PPh₃ (11.4 g, 43.5 mmol), imidazole (4.93 g, 72.5 mmol), and I₂ (4.93 g, 72.5 mmol) were successively added to the solution of **9** (12.0 g, 36.2 mmol) in anhydrous CH₂Cl₂ (120 mL) at 0 °C, and the whole mixture was stirred for 3 h at rt. Sat. NaHSO₃ aq. and NH₄Cl aq. were added to the mixture, and the whole mixture was extracted with CH₂Cl₂. Removal of the solvent from the CH₂Cl₂ extract under reduced pressure gave a crude product, which was purified by SiO₂ column (*n*-hexane/AcOEt = 4:1) to give **10** (mixture of two diastereomers, 15.9 g, quant.) as a colorless oil. IR (KBr): 2928, 2884, 1472 cm⁻¹. ¹H-NMR (500 MHz, CDCl₃) δ: 3.89-3.87 (4H, m, OCH₂CH₂O), 3.58-3.44 (2H, m, CH₂OTBS), 3.27-3.13 (2H, m, CH₂I), 2.15-1.35 (10H, m), 0.85 (9H, s, C(CH₃)₃), 0.00 (6H, s, Si(CH₃)₂). ¹³C-NMR (125 MHz, CDCl₃) δ: 108.9 (1/2C), 108.6 (1/2C), 65.2 (1/2C), 64.9 (1/2C), 64.3 (1/2C), 64.2 (1/2C), 64.1 (1/2C), 64.0 (1/2C), 42.8 (1/2C), 38.8 (1/2C), 38.6 (1/2C), 37.7 (1/2C), 37.5 (1/2C), 37.1 (1/2C), 36.3 (1/2C), 34.8 (1/2C), 34.1 (1/2C), 31.7 (1/2C), 26.8 (1/2C), 25.9 (3C, C(CH₃)₃), 24.2 (1/2C), 18.1 (C(CH₃)₃), 5.4 (1/2C, CH₂I), 3.7 (1/2C, CH₂I), -5.45 (SiCH₃), -5.51 (SiCH₃). Anal. Calcd for C₁₇H₃₃IO₃Si: C, 46.36; H, 7.55; I, 28.81. Found: C, 46.32; H, 7.27; I, 28.68. ESI MS: *m/z* 463 (M+Na)⁺. HR-ESI MS: *m/z* 463.1141, calcd for C₁₇H₃₃IO₃SiNa. Found: 463.1155.

(1*S*,7*aS*)-4-(2-(8-((*tert*-Butyldimethylsilyloxy)methyl)-1,4-dioxaspiro[4.5]decan-7-yl)ethyl)-1-(methoxymethoxy)-7*a*-methyl-2,3,7,7*a*-tetrahydro-1*H*-inden-5(6*H*)-one (11)

NaH (60% in oil, 1.52 g, 37.9 mmol) was added to DMSO (40 mL), and the mixture was stirred for 1.5 h at 50 °C. The mixture was diluted with THF (40 mL), and a solution of **19** (7.97 g, 37.9 mmol) in DMSO (100 mL) was added dropwise to the mixture at 0 °C. After 2 h with stirring, a solution of **10** (15.9 g, 36.1 mmol) in THF (40 mL) was added to the mixture *via* cannula, and the whole mixture was stirred for 24 h with gradually warming to rt. Sat. NH₄Cl aq. was added to the mixture, and the whole mixture was extracted with CH₂Cl₂. Removal of the solvent from the CH₂Cl₂ extract under reduced pressure gave a crude product, which was purified by SiO₂ column (*n*-hexane/AcOEt = 4:1) to give **11** (mixture of diastereomers, 13.8 g, 56%) as a colorless oil. IR (KBr): 2936, 2884, 1665, 1470 cm⁻¹. ¹H-NMR (500 MHz, CDCl₃) δ: 4.66 (1H, d, *J* = 6.7 Hz, OCH₂OCH₃), 4.62 (1H, d, *J* = 6.7 Hz, OCH₂OCH₃), 3.93-3.86 (4H, m, OCH₂CH₂O), 3.72-3.50 (3H, m), 3.34 (3H, s, OCH₂OCH₃), 2.59-2.47 (2H, m), 2.40-2.31 (2H, m), 2.14-2.03 (4H, m), 1.83-1.72 (5H, m), 1.61-1.13 (7H, m), 1.09 (3H, s, CH₃), 0.84 (9H, s, C(CH₃)₃), 0.00 (6H, s, Si(CH₃)₂). ¹³C-NMR (125 MHz, CDCl₃) δ: 197.8 (C=O), 166.8, 133.7, 133.6, 109.3, 109.2, 96.0, 85.6, 85.5, 65.2, 64.2, 64.1, 64.0, 60.3, 55.2, 44.6, 42.8, 39.8, 38.7, 37.03, 36.97, 36.9, 36.3, 34.24, 34.17,

33.4, 31.4, 30.9, 30.6, 27.2, 27.1, 27.0, 25.9 (3C, C(CH₃)₃), 25.1, 25.0, 23.91, 23.85, 23.74, 23.71, 21.9, 18.23, 18.15, 16.08, 16.05, -5.4 (SiCH₃), -5.5 (SiCH₃). Anal. Calcd for C₂₉H₅₀O₆Si: C, 66.63; H, 9.64. Found: C, 66.23; H, 9.38. ESI MS: *m/z* 545 (M+Na)⁺. HR-ESI MS: *m/z* 545.3274, calcd for C₂₉H₅₀O₆SiNa. Found: 545.3299.

(1*S*,3*aR*,4*S*,7*aS*)-4-(2-(8-((*tert*-Butyldimethylsilyloxy)methyl)-1,4-dioxaspiro[4.5]decan-7-yl)ethyl)-4-hydroxy-1-(methoxymethoxy)-7*a*-methylhexahydro-1*H*-inden-5(6*H*)-one (13)

Et₃N (0.94 mL, 6.86 mmol) and TBSOTf (1.18 mL, 5.15 mmol) were successively added to the solution of **11** (1.79 g, 3.43 mmol) in anhydrous CH₂Cl₂ (30 mL) at 0 °C, and the whole mixture was stirred for 1.5 h. Sat. NH₄Cl aq. was added to the mixture at 0 °C, and the whole mixture was extracted with CH₂Cl₂. Removal of the solvent from the CH₂Cl₂ extract under reduced pressure gave a crude product, which was used in the next reaction without further purification.

Pd-C (10%, 3.8 g) was added to the solution of the above product in AcOEt (20 mL), and the whole mixture was stirred for 5 h under hydrogen atmosphere. The reaction mixture was filtered through Celite pad, eluting with AcOEt. Removal of the solvent from the filtrate under reduced pressure gave a crude product **12**, which was used in the next reaction without further purification.

NMO (804 mg, 6.86 mmol), OsO₄ (4 wt.% in H₂O, 1.9 mL, 0.686 mmol) were added to the solution of the above product in acetone-H₂O (8:1, 36 mL), and the whole mixture was stirred for 12 h at 50 °C. Then sat. Na₂SO₃ aq. was added to the mixture at 0 °C, and the whole mixture was extracted with AcOEt. Removal of the solvent from the AcOEt extract under reduced pressure gave a crude product, which was purified by SiO₂ column (*n*-hexane/AcOEt = 3:1) to give **13** (mixture of diastereomers, 1.39 g, 75%) as a colorless oil. IR (KBr): 2936, 2884, 1711, 1472 cm⁻¹. ¹H-NMR (500 MHz, CDCl₃) δ: 4.56 (1H, d, *J* = 6.7 Hz, OCH₂OCH₃), 4.53 (1H, d, *J* = 6.7 Hz, OCH₂OCH₃), 3.88-3.84 (5H, m, OCH₂CH₂O, OH), 3.49-3.42 (3H, m, CH₂OTBS, CHOMOM), 3.28 (3H, s, OCH₂OCH₃), 2.62 (1H, td, *J* = 14.2, 6.1 Hz), 2.37-2.33 (1H, m), 2.10-1.96 (2H, m), 1.80-1.54 (10H, m), 1.49-1.21 (7H, m), 1.12 (3H, s, CH₃), 0.82 (9H, s, C(CH₃)₃), -0.03 (6H, s, Si(CH₃)₂). ¹³C-NMR (125 MHz, CDCl₃) δ: 214.7, 109.1, 95.9 (OCH₂OCH₃), 85.4, 80.4, 64.1, 64.0, 60.0, 56.7, 55.1 (OCH₂OCH₃), 42.8, 38.5, 37.1, 36.8, 36.7, 34.5, 31.4, 31.2, 30.7, 28.3, 25.8 (3C, C(CH₃)₃), 25.1, 23.9, 22.5, 19.0, 18.1, 14.0, 12.4, -5.5 (SiCH₃), -5.6 (SiCH₃). Anal. Calcd for C₂₉H₅₂O₇Si: C, 64.41; H, 9.69. Found: C, 64.15; H, 9.53. ESI MS: *m/z* 563 (M+Na)⁺. HR-ESI MS: *m/z* 563.3380, calcd for C₂₉H₅₂O₇SiNa. Found: 563.3403.

(1*S*,3*aR*,4*S*,7*aS*)-4-Hydroxy-4-(2-(8-(hydroxymethyl)-1,4-dioxaspiro[4.5]decan-7-yl)ethyl)-1-(methoxymethoxy)-7*a*-methylhexahydro-1*H*-inden-5(6*H*)-one (14)

TBAF (1.0 M in THF, 5.2 mL, 5.2 mmol) was added to the solution of **13** (1.39 g, 2.57 mmol) in THF (36

mL) at 0 °C, and the whole mixture was stirred for 10 h at rt. Sat. NH₄Cl aq. was added to the mixture, and the whole mixture was extracted with AcOEt. Removal of the solvent from the AcOEt extract under reduced pressure gave a crude product, which was purified by SiO₂ column (*n*-hexane/AcOEt = 1:2) to give **7** (mixture of diastereomers, 1.09 g, 99%) as a colorless oil. IR (KBr): 3480, 2936, 1711, 1449 cm⁻¹. ¹H-NMR (500 MHz, CDCl₃) δ: 4.50 (1H, d, *J* = 6.7 Hz, OCH₂OCH₃), 4.47 (1H, d, *J* = 6.7 Hz, OCH₂OCH₃), 4.02-3.91 (1H, m), 3.82-3.78 (4H, m, OCH₂CH₂O), 3.52-3.30 (3H, m, CH₂OH, CHOMOM), 3.22 (3H, s, OCH₂OCH₃), 2.75-2.50 (2H, m), 2.30-2.25 (1H, m), 2.05-1.80 (3H, m), 1.75-1.46 (9H, m), 1.45-1.13 (7H, m), 1.06 (3H, s, CH₃). ¹³C-NMR (125 MHz, CDCl₃) δ: 215.0, 214.9, 214.6, 109.0, 108.78, 108.76, 108.7, 95.7, 85.2, 80.7, 80.6, 80.4, 80.3, 64.4, 64.3, 64.1, 64.0, 63.94, 63.90, 63.8, 63.6, 60.8, 60.1, 59.9, 56.6, 56.5, 55.0, 42.8, 42.7, 42.6, 42.2, 39.8, 39.7, 39.4, 38.1, 37.2, 37.1, 36.9, 36.6, 36.0, 35.8, 35.6, 34.4, 34.3, 33.9, 33.7, 31.4, 31.3, 30.9, 30.6, 30.5, 29.1, 28.7, 28.1, 26.7, 26.5, 25.9, 25.7, 25.5, 24.6, 23.2, 22.4, 20.7, 18.9, 18.8. Anal. Calcd for C₂₃H₃₈O₇: C, 64.76; H, 8.98. Found: C, 64.31; H, 8.82. ESI MS: *m/z* 449 (M+Na)⁺. HR-ESI MS: *m/z* 449.2515, calcd for C₂₃H₃₈O₇Na. Found: 449.2565.

(1*S*,3*aR*,4*S*,7*aS*)-4-Hydroxy-4-(2-(8-(iodomethyl)-1,4-dioxaspiro[4.5]decan-7-yl)ethyl)-1-(methoxymethoxy)-7*a*-methylhexahydro-1*H*-inden-5(6*H*)-one (15)

PPh₃ (572 mg, 2.18 mmol), imidazole (242 mg, 3.63 mmol), and I₂ (553 mg, 2.18 mmol) were successively added to the solution of **14** (774 mg, 1.82 mmol) in anhydrous CH₂Cl₂ (20 mL) at 0 °C, and the whole mixture was stirred for 3 h at rt. Sat. NaHSO₃ aq. and NH₄Cl aq. were added to the mixture, and the whole mixture was extracted with CH₂Cl₂. Removal of the solvent from the CH₂Cl₂ extract under reduced pressure gave a crude product, which was purified by SiO₂ column (*n*-hexane/AcOEt = 3:1) to give **15** (mixture of diastereomers, 770 mg, 79%) as a colorless oil. IR (KBr): 2936, 2884, 1711, 1449 cm⁻¹. ¹H-NMR (500 MHz, CDCl₃) δ: 4.61 (1H, d, *J* = 6.7 Hz, OCH₂OCH₃), 4.58 (1H, d, *J* = 6.7 Hz, OCH₂OCH₃), 3.94-3.89 (5H, m, OCH₂CH₂O, OH), 3.52-3.48 (1H, m, CHOMOM), 3.34 (3H, s, OCH₂OCH₃), 3.29-3.08 (2H, m, CH₂I), 2.75-2.65 (1H, m), 2.47-2.40 (1H, m), 2.18-1.92 (3H, m), 1.83-1.60 (9H, m), 1.55-1.30 (5H, m), 1.19 (3/2H, s, CH₃), 1.17 (3/2H, s, CH₃), 0.89-0.81 (2H, m). ¹³C-NMR (125 MHz, CDCl₃) δ: 215.1, 215.0, 108.7, 108.6, 106.2, 106.1, 96.0, 85.49, 85.46, 80.6, 80.5, 64.4, 64.3, 64.2, 64.1, 57.0, 56.9, 56.8, 55.3, 43.0, 42.9, 41.8, 40.2, 40.1, 39.6, 39.4, 38.8, 38.7, 38.6, 36.9, 36.8, 36.4, 34.7, 34.6 (2C), 33.9, 33.7, 31.6, 31.1, 30.2, 30.1, 29.5, 29.3, 28.4, 26.9, 26.2, 25.6, 25.0, 22.6, 19.2, 14.7, 14.1, 13.5, 12.7, 12.6, 6.2 (CH₂I). Anal. Calcd for C₂₃H₃₇IO₆: C, 51.50; H, 6.95; I, 23.66. Found: C, 51.42; H, 6.66; I, 23.09. ESI MS: *m/z* 559 (M+Na)⁺. HR-ESI MS: *m/z* 559.1533, calcd for C₂₃H₃₇IO₆Na. Found: 559.1542.

(1*S*,3*aR*,4*S*,7*aS*)-4-Hydroxy-1-(methoxymethoxy)-7*a*-methyl-4-(2-(8-methylene-1,4-dioxaspiro[4.5]-

decan-7-yl)ethyl)hexahydro-1*H*-inden-5(6*H*)-one (16)

DBU (1.51 mL, 10.1 mmol) was added to the solution of **15** (676 mg, 1.26 mmol) in anhydrous THF (10 mL), and the whole mixture was stirred for 12 h at 60 °C. Sat. NH₄Cl aq. was added to the mixture at 0 °C, and the whole mixture was extracted with AcOEt. Removal of the solvent from the AcOEt extract under reduced pressure gave a crude product, which was purified by SiO₂ column (*n*-hexane/AcOEt = 3:1) to give **16** (mixture of two diastereomers, 431.2 mg, 84%) as a colorless oil. IR (KBr): 3488, 2946, 1711, 1647, 1449 cm⁻¹. ¹H-NMR (500 MHz, CDCl₃) δ: 4.75 (1/2H, s, C=CH₂), 4.74 (1/2H, s, C=CH₂), 4.65 (1/2H, s, C=CH₂), 4.61 (1H, d, *J* = 6.4 Hz, OCH₂OCH₃), 4.57 (1H, d, *J* = 6.4 Hz, OCH₂OCH₃), 4.55 (1/2H, s, C=CH₂), 3.96-3.92 (5H, m, OCH₂CH₂O, OH), 3.49 (1H, t, *J* = 8.7 Hz, CHOMOM), 3.33 (3H, s, OCH₂OCH₃), 2.68 (1H, td, *J* = 14.2, 6.1 Hz), 2.45-2.40 (1H, m), 2.30-2.02 (5H, m), 1.90-1.48 (10H, m), 1.40-1.20 (3/2H, m), 1.15 (3/2H, s, CH₃), 1.13 (3/2H, s, CH₃), 0.92-0.85 (1/2H, m). ¹³C-NMR (125 MHz, CDCl₃) δ: 215.0, 150.2 (C=CH₂), 108.8, 108.7, 107.0, 106.5, 96.0 (OCH₂OCH₃), 85.53, 85.50, 80.7, 64.4, 64.2, 56.9, 55.3 (OCH₂OCH₃), 43.0, 42.1, 42.0, 40.3, 40.1, 36.9, 36.5, 36.2, 34.6, 32.4, 31.1, 31.0, 28.4, 25.7, 25.6, 19.1, 12.6, 12.5. ESI MS: *m/z* 431 (M+Na)⁺. HR-ESI MS: *m/z* 431.2410, calcd for C₂₃H₃₆O₆Na. Found: 431.2419.

(1*S*,3*aR*,4*S*,7*aS*)-1,4-Bis(methoxymethoxy)-7*a*-methyl-4-(2-(8-methylene-1,4-dioxaspiro[4.5]decan-7-yl)ethyl)hexahydro-1*H*-inden-5(6*H*)-one (17*a*)

*i*Pr₂NEt (0.511 mL, 2.81 mmol) and MOMCl (0.171 mL, 2.25 mmol) were added to the solution of **16** (459 mg, 1.13 mmol) in ClCH₂CH₂Cl (5 mL), and the whole mixture was stirred for 24 h at 60 °C. Further *i*Pr₂NEt (0.204 mL, 1.13 mmol) and MOMCl (0.086 mL, 1.13 mmol) were added to the mixture, and the whole mixture was stirred for additional 24 h at 60 °C. Sat. NH₄Cl aq. was added to the mixture, and the whole mixture was extracted with CH₂Cl₂. Removal of the solvent from the CH₂Cl₂ extract under reduced pressure gave a crude product, which was purified by SiO₂ column (*n*-hexane/AcOEt = 4:1) to give **17a** (mixture of two diastereomers, 493 mg, 97%) as a colorless oil. IR (KBr) : 2946, 2884, 1713, 1647, 1449 cm⁻¹. ¹H-NMR (500 MHz, CDCl₃) δ: 4.74 (1H, s, C=CH₂), 4.70 (1/2H, s, C=CH₂), 4.63 (2H, s, OCH₂OCH₃), 4.61 (1H, d, *J* = 6.4 Hz, OCH₂OCH₃), 4.57 (1H, d, *J* = 6.4 Hz, OCH₂OCH₃), 4.55 (1/2H, s, C=CH₂), 3.96-3.90 (4H, s, OCH₂CH₂O), 3.56 (1H, t, *J* = 8.6 Hz, CHOMOM), 3.35 (3H, s, OCH₂OCH₃), 3.32 (3H, s, OCH₂OCH₃), 2.55 (1H, td, *J* = 14.6, 6.1 Hz), 2.40-2.35 (1H, m), 2.28-2.06 (5H, m), 1.98-1.93 (1H, m), 1.90-1.65 (7H, m), 1.60-1.45 (3H, m), 1.40-1.32 (3/2H, m), 1.12 (3/2H, s, CH₃), 1.10 (3/2H, s, CH₃), 0.98-0.93 (1/2H, m). ¹³C-NMR (125 MHz, CDCl₃) δ: 210.9, 150.2, 149.9, 108.9, 108.8, 106.7, 106.3, 96.0, 92.6, 92.5, 87.43, 87.40, 85.6, 85.5, 64.3, 64.2, 55.8, 55.7, 55.2, 51.5, 51.4, 43.5, 42.3, 42.2, 40.3, 40.0, 37.1, 36.5, 36.3, 35.4, 32.7, 32.6, 30.8, 30.7, 27.9, 25.4, 25.3, 19.2, 12.8, 12.7. ESI MS: *m/z* 475 (M+Na)⁺. HR-ESI MS: *m/z* 475.2672, calcd for C₂₅H₄₀O₇Na. Found: 475.2717.

(1*S*,3*aR*,4*S*,7*aS*)-4-(Benzyloxymethoxy)-1-(methoxymethoxy)-7*a*-methyl-4-(2-(8-methylene-1,4-dioxaspiro[4.5]decan-7-yl)ethyl)hexahydro-1*H*-inden-5(6*H*)-one (17*b*)

*i*Pr₂NEt (0.217 mL, 1.20 mmol) and BOMCl (0.133 mL, 0.958 mmol) were added to the solution of **16** (196 mg, 0.479 mmol) in ClCH₂CH₂Cl (1.5 mL), and the whole mixture was stirred for 24 h at 60 °C. Further *i*Pr₂NEt (0.217 mL, 1.20 mmol) and BOMCl (0.133 mL, 0.958 mmol) were added to the mixture, and the whole mixture was stirred for additional 24 h at 60 °C. Sat. NH₄Cl aq. was added to the mixture, and the whole mixture was extracted with CH₂Cl₂. Removal of the solvent from the CH₂Cl₂ extract under reduced pressure gave a crude product, which was purified by SiO₂ column (*n*-hexane/AcOEt = 4:1) to give **17b** (mixture of two diastereomers, 253 mg, quant.) as a colorless oil. IR (KBr): 2946, 2884, 1713, 1456 cm⁻¹. ¹H-NMR (500 MHz, CDCl₃) δ: 7.34-7.26 (5H, m, Ph), 4.85 (1H, d, *J* = 7.3 Hz), 4.78-4.71 (4H, m), 4.60 (1H, d, *J* = 6.7 Hz), 4.57 (1H, d, *J* = 6.7 Hz), 4.49 (1H, d, *J* = 11.6 Hz), 3.96-3.92 (4H, m, OCH₂CH₂O), 3.55 (1H, t, *J* = 8.6 Hz, CHOMOM), 3.32 (3H, s, OCH₂OCH₃), 2.55 (1H, td, *J* = 15.3, 6.1 Hz), 2.40-2.35 (1H, m), 2.32-2.02 (5H, m), 1.98-1.70 (7H, m), 1.60-1.45 (3H, m), 1.37 (1H, t, *J* = 12.2 Hz), 1.30-1.22 (1H, m), 1.13 (3H, s, CH₃), 1.02-0.95 (1H, m). ¹³C-NMR (125 MHz, CDCl₃) δ: 210.8, 149.9, 138.0 (Ph), 128.3 (2C, Ph), 127.7 (2C, Ph), 127.5 (Ph), 108.9, 106.8, 96.0, 90.7, 87.6, 85.6, 69.9, 69.8, 64.3, 64.2, 55.2, 51.3, 43.5, 42.3, 40.1, 37.1, 36.3, 35.4, 32.7, 31.5, 30.8, 27.9, 25.5, 22.6, 19.3, 14.1, 12.8. Anal. Calcd for C₃₁H₄₄O₇: C, 70.43; H, 8.39. Found: C, 70.24; H, 8.25. ESI MS: *m/z* 551 (M+Na)⁺. HR-ESI MS: *m/z* 551.2985, calcd for C₃₁H₄₄O₇Na. Found: 551.3007.

(1*S*,3*aR*,4*S*,7*aS*)-1,4-Bis(methoxymethoxy)-7*a*-methyl-4-(2-(8-methylene-1,4-dioxaspiro[4.5]decan-7-yl)ethyl)-2,3,3*a*,4,7,7*a*-hexahydro-1*H*-inden-5-yl trifluoromethanesulfonate (18*a*)

KHMDS (0.5 M in THF, 6.54 mL, 3.27 mmol) was added dropwise to the solution of **17a** (493 mg, 109 mmol) and PhNTf₂ (1.56 g, 4.36 mmol) in anhydrous THF (5.0 mL) and Et₃N (5.0 mL) at 60 °C, and the whole mixture was stirred at 60 °C for 15 min. Then PhNTf₂ (779 mg, 2.18 mmol) and KHMDS (3.27 mL, 1.64 mmol) were further added to the mixture, and the whole was stirred for additional 15 min. Sat. NH₄Cl aq. was added to the mixture at 0 °C, and the whole mixture was extracted with AcOEt. Removal of the solvent from the AcOEt extract under reduced pressure gave a crude product, which was purified by SiO₂ column (*n*-hexane/AcOEt = 5:1) to give **18a** (mixture of two diastereomers, 629 mg, 99%) as a colorless oil. IR (KBr): 2946, 2884, 1647, 1412 cm⁻¹. ¹H-NMR (500 MHz, CDCl₃) δ: 5.92 (1H, dd, *J* = 5.5, 2.4 Hz, C=CH), 4.79 (1H, d, *J* = 8.6 Hz), 4.77 (1H, s), 4.72 (1/2H, s), 4.68 (1/2H, s), 4.62 (1H, d, *J* = 6.7 Hz), 4.58 (1H, d, *J* = 6.7 Hz), 4.52 (1H, d, *J* = 7.9 Hz), 3.99-3.93 (4H, m, OCH₂CH₂O), 3.67 (1H, t, *J* = 8.7 Hz, CHOMOM), 3.37 (3H, s, OCH₂OCH₃), 3.34 (3H, s, OCH₂OCH₃), 2.33-2.07 (7H, m), 2.00-1.72 (7H, m), 1.62-1.36 (4H, m), 0.91 (3H, s, CH₃). ¹³C-NMR (125 MHz, CDCl₃) δ: 150.2, 150.1, 149.8, 149.7, 121.8, 118.3 (CF₃, q, *J* = 320 Hz), 108.9, 106.7, 106.6, 96.0, 91.24, 91.21, 85.4, 79.1, 79.0, 64.3, 64.2,

55.8, 55.7, 55.3, 48.9, 48.8, 43.5, 43.4, 42.1, 42.0, 40.8, 40.7, 36.6, 36.5, 36.4, 32.6, 32.5, 32.0, 27.7, 26.13, 26.10, 20.4, 20.3, 13.9, 13.8. Anal. Calcd for $C_{26}H_{39}F_3O_9S$: C, 53.41; H, 6.72. Found: C, 53.01; H, 6.49. ESI MS: m/z 607 ($M+Na$)⁺. HR-ESI MS: m/z 607.2165, calcd for $C_{26}H_{39}F_3O_9SNa$. Found: 607.2148.

(1*S*,3*aR*,4*S*,7*aS*)-4-(Benzyloxymethoxy)-1-(methoxymethoxy)-7*a*-methyl-4-(2-(8-methylene-1,4-dioxaspiro[4.5]decan-7-yl)ethyl)-2,3,3*a*,4,7,7*a*-hexahydro-1*H*-inden-5-yl trifluoromethanesulfonate (18*b*)

KHMDS (0.5 M in THF, 1.02 mL, 0.508 mmol) was added dropwise to the solution of **17b** (89.5 mg, 0.169 mmol) and PhNTf₂ (242 mg, 0.678 mmol) in anhydrous THF (0.8 mL) and Et₃N (0.8 mL) at 60 °C, and the whole mixture was stirred at 60 °C for 15 min. Then PhNTf₂ (121 mg, 0.339 mmol) and KHMDS (0.508 mL, 0.254 mmol) were further added to the mixture, and the whole was stirred for additional 15 min. Sat. NH₄Cl aq. was added to the mixture at 0 °C, and the whole mixture was extracted with AcOEt. Removal of the solvent from the AcOEt extract under reduced pressure gave a crude product, which was purified by SiO₂ column (*n*-hexane/AcOEt = 5:1) to give **18b** (mixture of two diastereomers, 112 mg, quant.) as a colorless oil. IR (KBr): 2946, 2884, 1647, 1412 cm⁻¹. ¹H-NMR (500 MHz, CDCl₃) δ: 7.34-7.23 (5H, m, Ph), 5.92-5.88 (1H, m, C=CH), 4.86 (1H, d, *J* = 8.5 Hz), 4.77-4.67 (4H, m), 4.58 (1H, d, *J* = 6.7 Hz), 4.54 (1H, d, *J* = 6.7 Hz), 4.50 (1H, d, *J* = 11.8 Hz), 3.95-3.92 (4H, m, OCH₂CH₂O), 3.61 (1H, t, *J* = 8.8 Hz, CHOMOM), 3.30 (3H, s, OCH₂OCH₃), 2.35-2.28 (2H, m), 2.23-2.10 (4H, m), 2.05-1.95 (2H, m), 1.85-1.70 (5H, m), 1.60-1.45 (3H, m), 1.42-1.35 (1H, m), 1.28-1.22 (1H, m), 0.89 (3H, s, CH₃). ¹³C-NMR (125 MHz, CDCl₃) δ: 150.2, 150.1, 149.7, 137.8, 137.7, 128.4 (2C), 127.9 (2C), 127.8, 127.6, 121.9, 118.3 (CF₃, q, *J* = 320 Hz), 108.8, 106.8, 106.7, 96.0, 89.3, 89.2, 85.3, 79.3, 79.2, 69.9, 64.3, 64.2, 55.2, 48.9, 48.8, 43.5, 42.0, 41.9, 40.8, 40.7, 36.5, 36.4, 32.5, 32.4, 31.9, 31.5, 27.6, 26.1, 22.6, 20.5, 20.4, 14.0, 13.9, 13.8. Anal. Calcd for $C_{32}H_{43}F_3O_9S$: C, 58.17; H, 6.56. Found: C, 58.28; H, 6.57. ESI MS: m/z 683 ($M+Na$)⁺. HR-ESI MS: m/z 683.2478, calcd for $C_{32}H_{43}F_3O_9SNa$. Found: 683.2527.

General procedure for intramolecular Heck reaction

Pd₂(dba)₃•CHCl₃ (0.03 mmol) was added to the solution of dppb (0.06 mmol) in DMA (1 mL), and the whole mixture was stirred for 30 min. Then the solution of triflate **18** (0.1 mmol) in DMA (1 mL) and KOAc (0.3 mmol) were added to the mixture, and the whole mixture was stirred for 2 days at the indicated temperature. Sat. NH₄Cl aq. was added to the mixture at 0 °C, and the whole mixture was extracted with AcOEt. Removal of the solvent from the AcOEt extract under reduced pressure gave a crude product, which was purified by SiO₂ column to give a mixture of cyclized products (**20** and **21**). These products were further purified by reversed-phase HPLC.

20a, 20'a and 21a (R = MOM)

Following the general procedure, **18a** (104 mg, 0.178 mmol) was converted to a mixture of **20a**, **20'a** and

21a (46.3 mg, 60%, **20a/20'a/21a** = 1:1:2.6), which were further purified by reversed-phase HPLC (MeOH/H₂O = 80:20 containing 1% Et₃N).

20a: IR (KBr): 2942, 1730, 1443, 1354 cm⁻¹. ¹H-NMR (500 MHz, CDCl₃) δ: 5.82 (1H, d-like, C=CH), 5.69 (1H, s, C=CH), 4.63 (1H, d, *J* = 6.7 Hz, OCH₂OCH₃), 4.60 (1H, d, *J* = 6.7 Hz, OCH₂OCH₃), 4.47 (1H, d, *J* = 7.3 Hz, OCH₂OCH₃), 4.31 (1H, d, *J* = 7.3 Hz, OCH₂OCH₃), 3.98-3.94 (4H, m, OCH₂CH₂O), 3.68 (1H, t, *J* = 8.9 Hz, CHOMOM), 3.34 (3H, s, OCH₂OCH₃), 3.31 (3H, s, OCH₂OCH₃), 2.55-2.48 (1H, m, CHC=CH), 2.37 (1H, t-like, CH₂CH₂C=CH), 2.25-2.04 (6H, m), 1.75-1.65 (6H, m), 1.62-1.55 (2H, m), 1.43-1.33 (2H, m), 0.84 (3H, s, CH₃). ¹³C-NMR (125 MHz, CDCl₃) δ: 143.1 (C10), 137.5 (C9), 131.9 (C11), 122.5 (C19), 108.7 (C3), 95.9 (OCH₂OCH₃), 91.3 (OCH₂OCH₃), 86.4 (C17), 84.4 (C8), 64.4 (OCH₂CH₂O), 64.2 (OCH₂CH₂O), 55.7 (OCH₂OCH₃), 55.2 (OCH₂OCH₃), 48.5 (C14), 43.4 (C4), 43.0 (C13), 40.0 (C12), 38.3 (C5), 34.9 (C2), 34.3 (C1), 34.0 (C7), 32.2 (C6), 27.6 (C16), 19.1 (C15), 14.0 (C18). ESI MS: *m/z* 457 (M+Na)⁺. HR-ESI MS: *m/z* 457.2566, calcd for C₂₅H₃₈O₆Na. Found: 457.2605.

20'a: IR (KBr): 2646, 1732, 1439, 1366 cm⁻¹. ¹H-NMR (500 MHz, CDCl₃) δ: 5.80-5.78 (1H, m, C=CHCH₂), 5.60 (1H, s, C=CHC=CH), 4.63 (1H, d, *J* = 6.7 Hz, OCH₂OCH₃), 4.60 (1H, d, *J* = 6.7 Hz, OCH₂OCH₃), 4.49 (1H, d, *J* = 7.3 Hz, OCH₂OCH₃), 4.25 (1H, d, *J* = 7.3 Hz, OCH₂OCH₃), 3.98-3.94 (4H, m, OCH₂CH₂O), 3.68 (1H, t, *J* = 8.8 Hz, CHOMOM), 3.35 (3H, s, OCH₂OCH₃), 3.33 (3H, s, OCH₂OCH₃), 2.53 (1H, d-like), 2.30-2.25 (2H, m), 2.19-2.03 (7H, m), 1.90-1.85 (1H, m), 1.75-1.47 (7H, m), 0.85 (3H, s, CH₃). ¹³C-NMR (125 MHz, CDCl₃) δ: 144.0 (C10), 137.2 (C9), 131.7 (C11), 120.0 (C19), 109.8 (C3), 95.9 (OCH₂OCH₃), 91.3 (OCH₂OCH₃), 86.5 (C17), 85.4 (C8), 64.3 (2C, OCH₂CH₂O), 55.7 (OCH₂OCH₃), 55.2 (OCH₂OCH₃), 48.9 (C14), 43.0 (C13), 40.1 (C12), 39.6 (C4), 38.9 (C5), 37.0 (C1), 34.5 (C2), 30.9 (C7), 28.2 (C6), 27.6 (C16), 19.0 (C15), 13.9 (C18). ESI MS: *m/z* 457 (M+Na)⁺. HR-ESI MS: *m/z* 457.2566, calcd for C₂₅H₃₈O₆Na. Found: 457.2605.

21a (mixture of two diastereomers): IR (KBr): 2946, 1443, 1358 cm⁻¹. ¹H-NMR (500 MHz, CDCl₃) δ: 6.21 (1/2H, d, *J* = 9.2 Hz, C=CH), 6.19 (1/2H, d, *J* = 9.2 Hz, C=CH), 5.25 (1/2H, d, *J* = 9.7 Hz, C=CH), 5.17 (1/2H, d, *J* = 9.8 Hz, C=CH), 4.87 (1/2H, d, *J* = 7.3 Hz, OCH₂OCH₃), 4.82 (1/2H, d, *J* = 7.3 Hz, OCH₂OCH₃), 4.67-4.62 (2H, m, OCH₂OCH₃), 4.49 (1/2H, d, *J* = 7.3 Hz, OCH₂OCH₃), 4.46 (1/2H, d, *J* = 7.4 Hz, OCH₂OCH₃), 3.96-3.93 (4H, m, OCH₂CH₂O), 3.79-3.72 (1H, m, CHOMOM), 3.36 (3H, s, OCH₂OCH₃), 3.33 (3H, s, OCH₂OCH₃), 2.36-2.20 (3/2H, m), 2.15-1.92 (2H, m), 1.88-1.35 (10H, m), 1.28-1.20 (3/2H, m), 1.17-1.03 (2H, m), 1.01 (3/2H, m, CH₃), 0.87 (3/2H, s, CH₃), 0.52 (1/2H, d, *J* = 4.9 Hz, cyclopropane-CH₂), 0.46 (1/2H, d, *J* = 4.3 Hz, cyclopropane-CH₂). ¹³C-NMR (125 MHz, CDCl₃) δ: 138.0 (1/2C, C12), 137.4 (1/2C, C12), 132.7 (1/2C, C11), 132.5 (1/2C, C11), 109.6 (1/2C, C3), 109.2 (1/2C, C3), 96.2 (1/2C, OCH₂OCH₃), 96.1 (1/2C, OCH₂OCH₃), 92.1 (1/2C, OCH₂OCH₃), 92.0 (1/2C, OCH₂OCH₃), 83.3 (1/2C, C17), 83.1 (1/2C, C17), 79.44 (1/2C, C8), 79.41 (1/2C, C8), 64.31 (1/2C, OCH₂CH₂O), 64.28 (1/2C, OCH₂CH₂O), 64.2 (1/2C, OCH₂CH₂O), 64.1 (1/2C, OCH₂CH₂O), 55.4 (1/2C,

OCH₂OCH₃), 55.3 (1/2C, OCH₂OCH₃), 50.7 (1/2C, C14), 50.5 (1/2C, C14), 44.4, 44.2, 41.9, 38.9, 36.7, 34.7, 33.9, 33.8, 32.9, 32.5, 32.2, 32.1, 30.5, 30.4, 30.3, 27.7, 27.5, 23.7 (1/2C, C19), 22.9, 21.8, 19.9, 19.5 (1/2C, C19), 13.7 (1/2C, C18), 13.5 (1/2C, C18). ESI MS: *m/z* 457 (M+Na)⁺. HR-ESI MS: *m/z* 457.2566, calcd for C₂₅H₃₈O₆Na. Found: 457.2605.

20b, 20'b and 21b (R = BOM)

Following the general procedure, **18b** (19.3 mg, 0.0292 mmol) was converted to a mixture of **20b**, **20'b** and **21b** (6.7 mg, 45%, **20b/20'b/21b** = 1:1:2), which were further purified by reversed-phase HPLC (MeOH/H₂O = 90:10).

20b: IR (KBr): 2934, 1453, 1364 cm⁻¹. ¹H-NMR (500 MHz, CDCl₃) δ: 7.35-7.27 (5H, m, Ph), 5.82 (1H, d-like, C=CH), 5.70 (1H, s, C=CH), 4.77 (1H, d, *J* = 11.6 Hz), 4.63 (1H, d, *J* = 6.7 Hz), 4.60 (1H, d, *J* = 6.7 Hz), 4.57 (1H, d, *J* = 7.3 Hz), 4.43 (1H, d, *J* = 7.3 Hz), 4.39 (1H, d, *J* = 11.6 Hz), 4.00-3.93 (4H, m, OCH₂CH₂O), 3.66 (1H, t, *J* = 8.9 Hz, CHOMOM), 3.34 (3H, s, OCH₂OCH₃), 2.56-2.49 (1H, m), 2.37 (1H, t-like), 2.24-1.98 (6H, m), 1.73-1.60 (6H, m), 1.59-1.55 (2H, m), 1.54-1.34 (2H, m), 0.84 (3H, s, CH₃). ¹³C-NMR (125 MHz, CDCl₃) δ: 143.1 (C10), 138.5 (Ph), 137.5 (C9), 132.0 (C11), 128.3 (2C, Ph), 127.6 (2C, Ph), 127.4 (Ph), 122.5 (C19), 108.7 (C3), 95.9 (OCH₂OCH₃), 89.6 (OCH₂OCH₂Ph), 86.5 (C17), 84.7 (C8), 69.8 (OCH₂Ph), 64.4 (OCH₂CH₂O), 64.2 (OCH₂CH₂O), 55.2 (OCH₂OCH₃), 48.4 (C14), 43.4 (C4), 43.0 (C13), 40.0 (C12), 38.4 (C5), 34.9 (C2), 34.4 (C1), 34.0 (C7), 32.3 (C6), 27.6 (C16), 19.2 (C15), 14.0 (C18). ESI MS: *m/z* 533 (M+Na)⁺. HR-ESI MS: *m/z* 533.2879, calcd for C₃₁H₄₂O₆Na. Found: 533.2915.

20'b: IR (KBr): 2946, 1441, 1366 cm⁻¹. ¹H-NMR (500 MHz, CDCl₃) δ: 7.47-7.27 (5H, m, Ph), 5.79-5.78 (1H, m, C=CH), 5.60 (1H, s, C=CH), 4.75 (1H, d, *J* = 11.9 Hz), 4.63 (1H, d, *J* = 6.7 Hz), 4.60 (1H, d, *J* = 6.7 Hz), 4.57 (1H, d, *J* = 7.7 Hz), 4.46 (1H, d, *J* = 7.7 Hz), 4.42 (1H, d, *J* = 11.9 Hz), 4.00-3.96 (4H, m, OCH₂CH₂O), 3.66 (1H, t, *J* = 8.8 Hz, CHOMOM), 3.34 (3H, s, OCH₂OCH₃), 2.54 (1H, d-like), 2.34-2.26 (2H, m), 2.19-1.98 (7H, m), 1.89-1.85 (1H, m), 1.79-1.68 (3H, m), 1.60-1.45 (4H, m), 0.86 (3H, s, CH₃). ¹³C-NMR (125 MHz, CDCl₃) δ: 144.1 (C10), 138.3 (Ph), 137.2 (C9), 131.7 (C11), 128.4 (2C, Ph), 127.8 (2C, Ph), 127.5 (Ph), 120.0 (C19), 109.8 (C3), 95.9 (OCH₂OCH₃), 89.4 (OCH₂OCH₂Ph), 86.6 (C17), 85.6 (C8), 69.8 (OCH₂Ph), 64.3 (OCH₂CH₂O), 55.2 (OCH₂OCH₃), 48.8 (C14), 43.0 (C13), 40.0 (C12), 39.6 (C4), 39.0 (C5), 37.0 (C1), 34.5 (C2), 30.9 (C7), 28.2 (C6), 27.6 (C16), 19.1 (C15), 13.9 (C18). ESI MS: *m/z* 533 (M+Na)⁺. HR-ESI MS: *m/z* 533.2879, calcd for C₃₁H₄₂O₆Na. Found: 533.2915.

21b (mixture of two diastereomers): IR (KBr): 2944, 1453, 1368 cm⁻¹. ¹H-NMR (500 MHz, CDCl₃) δ: 7.35-7.26 (5H, m, Ph), 6.21 (1/2H, d, *J* = 9.2 Hz, C=CH), 6.19 (1/2H, d, *J* = 9.2 Hz, C=CH), 5.25 (1/2H, d, *J* = 9.5 Hz, C=CH), 5.17 (1/2H, d, *J* = 9.5 Hz, C=CH), 4.97 (1/2H, d, *J* = 7.6 Hz), 4.93 (1/2H, d, *J* = 4.9 Hz), 4.79-4.52 (4H, m), 4.46 (1/2H, d, *J* = 4.6 Hz), 4.43 (1/2H, d, *J* = 4.6 Hz), 3.98-3.92 (4H, m,

OCH₂CH₂O), 3.78-3.72 (1H, m, CHOMOM), 3.372 (3/2H, s, OCH₂OCH₃), 3.370 (3/2H, s, OCH₂OCH₃), 2.47-2.42 (1H, m), 2.24-2.07 (1H, m), 2.07-1.77 (2H, m), 1.77-1.51 (10H, m), 1.50-1.05 (3H, m), 1.02 (3/2H, s, CH₃), 0.88 (3/2H, s, CH₃), 0.53 (1/2H, d, *J* = 4.5 Hz, cyclopropane-CH₂), 0.47 (1/2H, d, *J* = 4.8 Hz, cyclopropane-CH₂). ¹³C-NMR (125 MHz, CDCl₃) δ: 138.4 (Ph), 138.0 (1/2C, C12), 137.5 (1/2C, C12), 132.6 (1/2C, C11), 132.4 (1/2C, C11), 128.3 (2C, Ph), 127.62 (Ph), 127.57 (Ph), 127.4 (Ph), 109.6 (1/2C, C3), 109.2 (1/2C, C3), 96.2 (1/2C, OCH₂OCH₃), 96.1 (1/2C, OCH₂OCH₃), 90.3 (1/2C, OCH₂OCH₂Ph), 90.1 (1/2C, OCH₂OCH₂Ph), 83.4 (1/2C, C17), 83.1 (1/2C, C17), 79.71 (1/2C, C8), 79.67 (1/2C, C8), 69.7 (1/2C, OCH₂Ph), 69.5 (1/2C, OCH₂Ph), 64.33 (1/2C, OCH₂CH₂O), 64.30 (1/2C, OCH₂CH₂O), 64.25 (1/2C, OCH₂CH₂O), 64.2 (1/2C, OCH₂CH₂O), 55.33 (1/2C, OCH₂OCH₃), 55.31 (1/2C, OCH₂OCH₃), 50.6 (1/2C, C14), 50.4 (1/2C, C14), 44.5, 44.2, 42.0, 38.9, 36.8, 34.7, 34.0, 33.8, 32.9, 32.5, 32.24, 32.19, 30.5, 30.40, 30.35, 27.7, 27.5, 27.3, 23.7 (1/2C, C19), 22.9, 21.9, 20.1, 19.6 (1/2C, C19), 19.1, 13.8 (1/2C, C18), 13.5 (1/2C, C18). ESI MS: *m/z* 533 (M+Na)⁺. HR-ESI MS: *m/z* 533.2879, calcd for C₃₁H₄₂O₆Na. Found: 533.2914.

ACKNOWLEDGEMENTS

This study was financially supported by the Uehara memorial Foundation, and by the Grant-in-Aid for Scientific research from the Ministry of Education, Culture, Sports, Science, and Technology of Japan.

REFERENCES

1. P. Carmeliet and R. K. Jain, *Nature*, 2000, **407**, 249.
2. S. Aoki, Y. Watanabe, M. Sanagawa, A. Setiawan, N. Kotoku, and M. Kobayashi, *J. Am. Chem. Soc.*, 2006, **128**, 3148; Y. Watanabe, S. Aoki, D. Tanabe, A. Setiawan, and M. Kobayashi, *Tetrahedron*, 2007, **63**, 4074; S. Aoki, Y. Watanabe, D. Tanabe, A. Setiawan, M. Arai, and M. Kobayashi, *Tetrahedron Lett.*, 2007, **48**, 4485; S. Aoki, Y. Watanabe, D. Tanabe, M. Arai, H. Suna, K. Miyamoto, H. Tsujibo, K. Tsujikawa, H. Yamamoto, and M. Kobayashi, *Bioorg. Med. Chem.*, 2007, **15**, 6758.
3. R. A. Shenvi, C. A. Guerrero, J. Shi, C.-C. Li, and P. S. Baran, *J. Am. Chem. Soc.*, 2008, **130**, 7241.
4. K. C. Nicolaou, Y.-P. Sun, X.-S. Peng, D. Polet, and D. Y.-K. Chen, *Angew. Chem. Int. Ed.*, 2008, **47**, 7310; K. C. Nicolaou, X.-S. Peng, Y.-P. Sun, D. Polet, B. Zou, C. S. Lim, and D. Y.-K. Chen, *J. Am. Chem. Soc.*, 2009, **131**, 10587.
5. H. M. Lee, C. Nieto-Oberhuber, and M. D. Shair, *J. Am. Chem. Soc.*, 2008, **130**, 16864.
6. A. N. Flyer, C. Si, and A. G. Myers, *Nat. Chem.*, 2010, **2**, 886.
7. S. Yamashita, K. Kitajima, K. Iso, and M. Hirama, *Tetrahedron Lett.*, 2009, **50**, 3277; S. Yamashita, K. Iso, and M. Hirama, *Org. Lett.*, 2008, **10**, 3413.
8. E. M. Simmons, A. R. Hardin-Narayan, X. Guo, and R. Sarpong, *Tetrahedron*, 2010, **66**, 4696; E. M.

- Simmons, A. R. Hardin, X. Guo, and R. Sarpong, *Angew. Chem. Int. Ed.*, 2008, **47**, 6650.
9. a) L. L. Liu and P. Chiu, *Chem. Commun.*, 2011, DOI: 10.1039/c1cc00087j; b) F. Yu, G. Li, P. Gao, H. Gong, Y. Liu, Y. Wu, B. Cheng, and H. Zhai, *Org. Lett.*, 2010, **12**, 5135; c) C. Baumgartner, S. Ma, Q. Liu, and B. M. Stoltz, *Org. Biomol. Chem.*, 2010, **8**, 2915; d) J. L. Frie, C. S. Jeffrey, and E. J. Sorensen, *Org. Lett.*, 2009, **11**, 5394; e) P. Magnus and R. Littich, *Org. Lett.*, 2009, **11**, 3938; f) M. Dai and S. J. Danishefsky, *Heterocycles*, 2009, **77**, 157; g) L. Liu, Y. Gao, C. Che, N. Wu, D. Z. Wang, C.-C. Li, and Z. Yang, *Chem. Commun.*, 2009, 662; h) L. Kürti, B. Czakó, and E. J. Corey, *Org. Lett.*, 2008, **10**, 5247; i) N. Kotoku, Y. Sumii, T. Hayashi, and M. Kobayashi, *Tetrahedron Lett.*, 2008, **49**, 7078; j) M. Dai, Z. Wang, and S. J. Danishefsky, *Tetrahedron Lett.*, 2008, **49**, 6613; k) M. Dai and S. J. Danishefsky, *Tetrahedron Lett.*, 2008, **49**, 6610; l) D. T. Craft and B. W. Gung, *Tetrahedron Lett.*, 2008, **49**, 5931; For reviews, see: m) A. R. Hardin-Narayan, E. M. Simmons, and R. Sarpong, *Eur. J. Org. Chem.*, 2010, 3553; n) D. Y.-K. Chen and C.-C. Tseng, *Org. Biomol. Chem.*, 2010, **8**, 2900; o) C. F. Nising and S. Bräse, *Angew. Chem. Int. Ed.*, 2008, **47**, 9389.
10. S. Iimura, L. E. Overman, R. Paulini, and A. Zakarian, *J. Am. Chem. Soc.*, 2006, **128**, 13095.
11. O. Lepage, C. Stone, and P. Deslongchamps, *Org. Lett.*, 2002, **4**, 1091.
12. a) G. A. Molander, M. S. Quirnbach, L. F. Silva, Jr., K. C. Spencer, and J. Balsells, *Org. Lett.*, 2001, **3**, 2257; b) Z. G. Hajos, D. R. Parrish, and E. P. Oliveto, *Tetrahedron*, 1968, **24**, 2039.
13. a) B. Czakó, L. Kürti, A. Mammoto, D. E. Ingber, and E. J. Corey, *J. Am. Chem. Soc.*, 2009, **131**, 9014; b) J. Shi, H. Shigehisa, C. A. Guerrero, R. A. Shenvi, C.-C. Li, and P. S. Baran, *Angew. Chem. Int. Ed.*, 2009, **48**, 4328; c) Y. Sato, H. Kamiyama, T. Usui, T. Saito, H. Osada, S. Kuwahara, and H. Kiyota, *Biosci. Biotechnol. Biochem.*, 2008, **72**, 2992.