

HETEROCYCLES, Vol. 88, No. 1, 2014, pp. 75 - 101. © 2014 The Japan Institute of Heterocyclic Chemistry
Received, 20th May, 2013, Accepted, 2nd July, 2013, Published online, 11th July, 2013
DOI: 10.3987/REV-13-SR(S)1

SYNTHESIS OF HETEROCYCLES *VIA* NUCLEOPHILIC SUBSTITUTION OF HYDROGEN IN NITROARENES

Mieczysław Mąkosza* and Krzysztof Wojciechowski

Institute of Organic Chemistry, Polish Academy of Sciences
ul. Kasprzaka 44/52, PL-01-224 Warszawa 42, PO Box 58, Poland
e-mail: icho-s@icho.edu.pl

Dedicated to our Friend Professor Victor Snieckus on the occasion of his 77th birthday

Abstract – The main message of this review is that nucleophilic substitution of hydrogen in nitroarenes and other electron-deficient arenes is primary general process of wide scope and great value in organic synthesis, whereas conventional nucleophilic substitution of halogens, S_NAr reaction, is just a secondary process. Nucleophilic substitution of hydrogen in electron-deficient arenes is a powerful tool in organic synthesis, effectively applicable to the synthesis of heteroaromatic compounds.

Contents

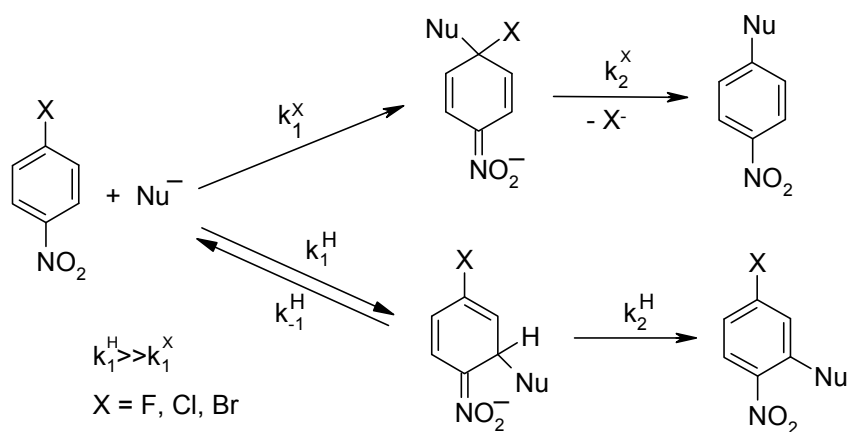
1. Introduction
2. Basic Principles and Pathways of Nucleophilic Substitution of Hydrogen
 - 2.1. Oxidative Nucleophilic Substitution of Hydrogen
 - 2.2. Vicarious Nucleophilic Substitution of Hydrogen
 - 2.3. Conversion of the σ^H adducts into Nitrosoarenes
3. Construction of Heterocyclic Rings via Nucleophilic Substitution of Hydrogen
 - 3.1. Indoles
 - 3.2. Quinolines
 - 3.3. Heterocycles from 2-Nitrosodiphenylamines
4. Conclusions
5. References

1. INTRODUCTION

One of the major approaches to synthesis of benzannulated heterocyclic systems consists in introduction of carbon and heteroatom substituents into aromatic rings, followed by appropriate transformations. Particularly valuable for this purpose are reactions of arenes, activated *via* H-Li exchange, with mild electrophilic reactants. This approach, particularly -directed *ortho* metalation (DoM)¹ is an efficient tool for synthesis of arenes containing functionalized substituents in *ortho* relation, versatile educts in synthesis of heterocycles. Another valuable and versatile tool for introduction substituents into aromatic rings is nucleophilic substitution of hydrogen.^{2,3} Although this process is limited to electron-deficient arenes, particularly nitroarenes, presence of the nitro group is highly beneficial for further synthesis of nitrogen heterocycles.⁴ In this short review we will present the basic principles and pathways of nucleophilic substitution of hydrogen and use of these processes for synthesis of indoles and some other nitrogen-heteroarenes.

2. BASIC PRINCIPLES AND PATHWAYS OF NUCLEOPHILIC SUBSTITUTION OF HYDROGEN

Reactions of nucleophiles with nitroarenes, also those containing halogens in activated *ortho* and *para* positions, proceed *via* fast and reversible addition in positions occupied by hydrogen to form σ^H adducts. Since this process is connected with dearomatization and hydride anion is unable to depart from anionic σ^H adduct spontaneously, these adducts usually dissociate. Slower addition in positions occupied by halogens X results in formation of σ^X adducts, subsequent fast departure of anions X^- gives products of conventional S_NAr reaction. This situation is presented in the Scheme 1.



Scheme 1

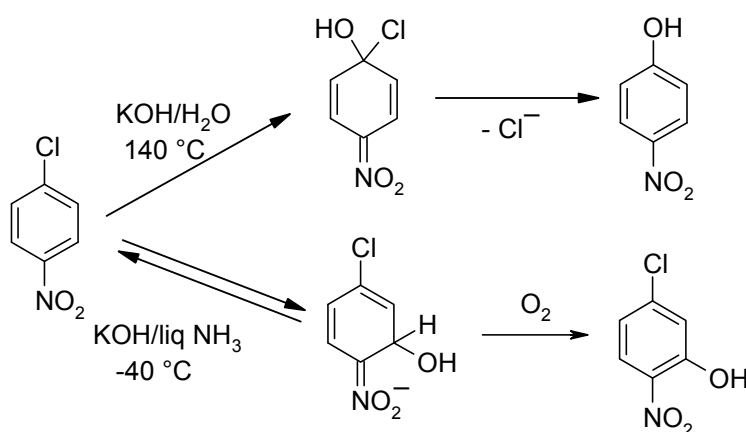
Initially formed σ^H adducts of nucleophiles to nitroarenes can be converted into products of nucleophilic substitution of hydrogen in a variety of ways such as oxidation, vicarious substitution (VNS),

intramolecular redox processes giving nitrosoarenes etc. Proper selection of nucleophilic agents and reaction conditions can assure fast conversion of the σ^{H} adducts hence the nucleophilic substitution of hydrogen becomes primary dominating process, whereas $\text{S}_{\text{N}}\text{Ar}$ is just a secondary reaction.^{2,4-6}

2.1. OXIDATIVE NUCLEOPHILIC SUBSTITUTION OF HYDROGEN

The most obvious way of conversion of anionic σ^{H} adducts into products of substitution of hydrogen appears to be abstraction of the hydride anion by external oxidants in a process known as oxidative nucleophilic substitution of hydrogen (ONSH).⁵ This way suffers, however severe limitations, because generally nucleophiles, particularly carbanions, are sensitive to oxidation, thus, due to reversibility of the addition, the oxidation of nucleophiles could dominate. Because of that oxidative nucleophilic substitution of hydrogen can proceed when nucleophiles are resistant toward oxidation or when the addition is complete due to the nature of the reactants and reaction conditions.

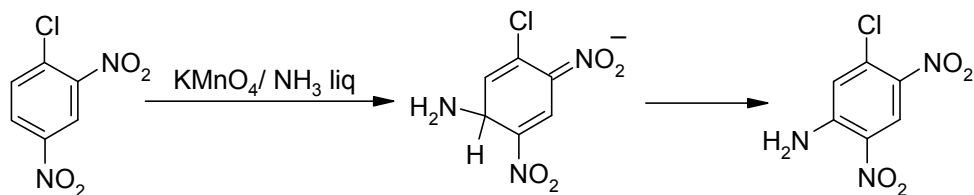
The reaction of potassium hydroxide with *p*-chloronitrobenzene is an excellent example of the ONSH with nucleophiles resistant towards oxidation and illustration of the relation of rates of nucleophilic addition in various positions of halonitroarenes. In every textbook on organic chemistry “hydrolysis” of *p*-chloronitrobenzene to *p*-nitrophenol with a solution of KOH at elevated temperature proceeding *via* $\text{S}_{\text{N}}\text{Ar}$ is described. On the other hand treatment of *p*-chloronitrobenzene with a solution of KOH and oxygen in liquid ammonia at $-40\text{ }^{\circ}\text{C}$ results in the ONSH of hydrogen.⁷



Scheme 2

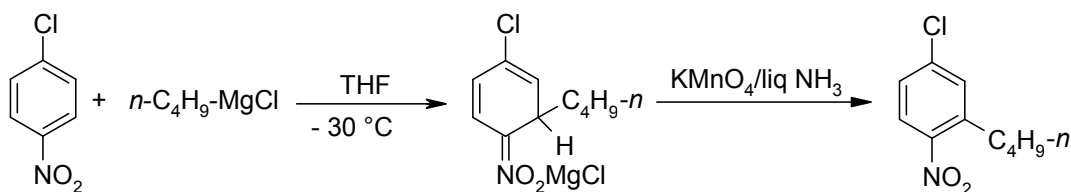
These results confirm that formation of σ^{H} adducts proceeds much faster than isomeric σ^{Cl} adducts. Since KMnO_4 forms stable solutions in liquid ammonia, whereas it can oxidize σ^{H} adducts, such solutions are excellent aminating agents of electron-deficient arenes and heteroarenes.⁸ For instance, 1-chloro-2,4-dinitrobenzene dissolved in this solution gave exclusively 5-chloro-2,4-dinitroaniline -

product of ONSH, the S_NAr of chlorine does not proceed under these conditions (Scheme 3).⁹



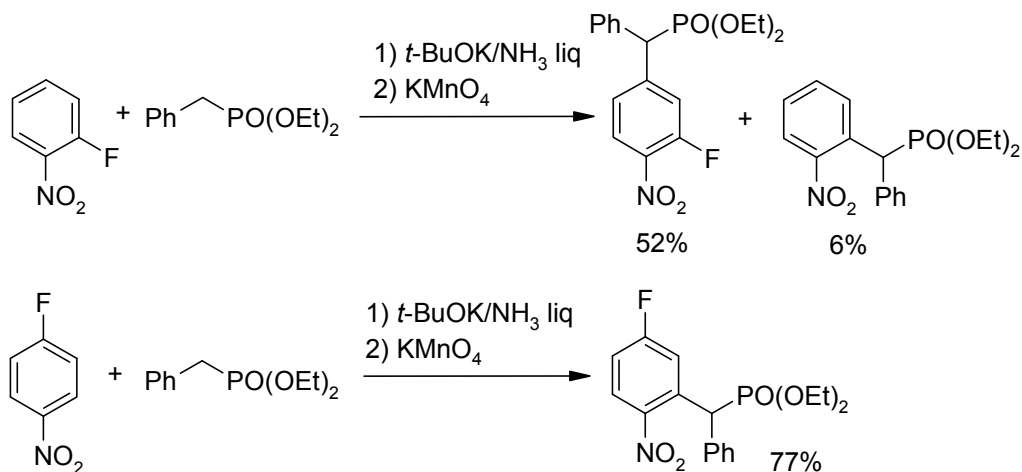
Scheme 3

ONSH can proceed efficiently also with nucleophiles sensitive to oxidation such as the Grignard reagents and stabilized carbanions provided that the addition is complete. In the case of the former nucleophiles the addition proceeds irreversible hence σ^H adducts, once formed, can be oxidized by subsequently added external oxidants. Thus addition of the Grignard reagents to nitroarenes followed by oxidation of the formed σ^H adduct is an effective way of alkylation of nitroarenes (Scheme 4).^{10,11}



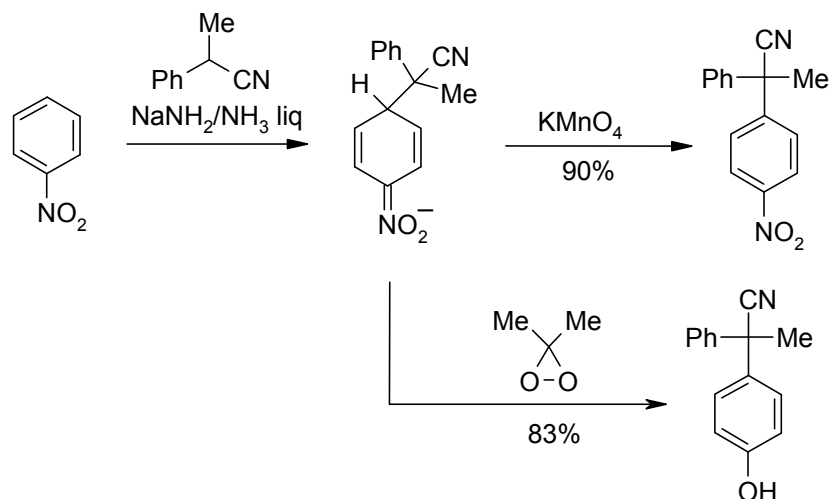
Scheme 4

On the other hand addition of carbanions to nitroarenes is a reversible process, but the equilibrium of the addition can be shifted towards σ^H adducts due to high nucleophilicity of the carbanions and low temperature.¹² Secondary (methylene) carbanions add in the *ortho* and *para* positions to the nitro group,¹³ whereas tertiary (methinic) carbanions add preferentially in the *para* position¹² (Scheme 5 and 6).



Scheme 5

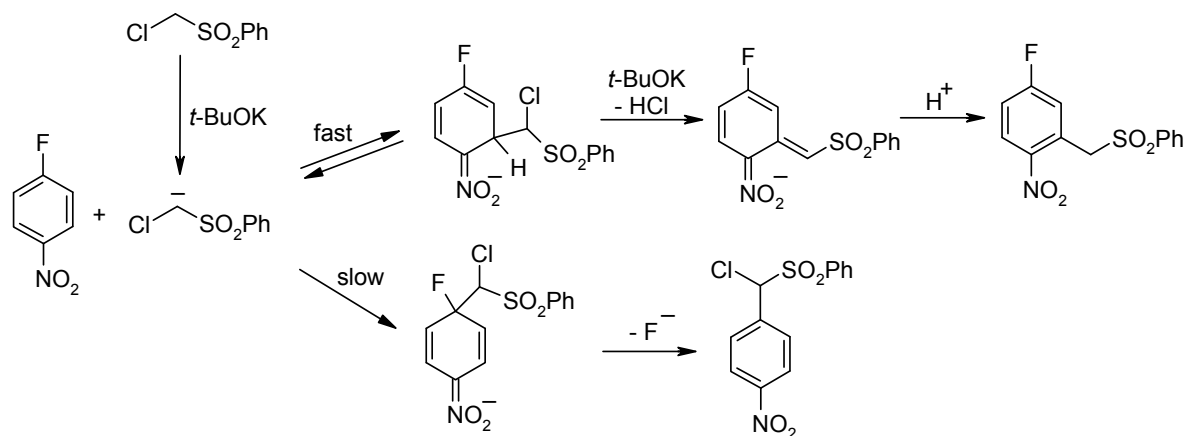
The σ^H adducts such formed can be oxidized by external oxidants such as KMnO_4 , DDQ, etc. It should be stressed that these reactions should be carried out at temperature below $-40\text{ }^\circ\text{C}$, hence due to the entropy factor dissociation of the σ^H adducts is disfavoured. Oxidation of the σ^H adducts with dimethyldioxirane results in replacement of the nitro group by the hydroxy one, thus enabling synthesis of substituted phenols directly from the nitroarenes (Scheme 6).¹⁴



Scheme 6

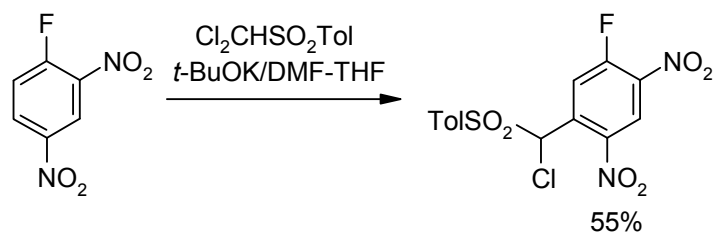
2.2. VICARIOUS NUCLEOPHILIC SUBSTITUTION OF HYDROGEN

Much more general and versatile variant of nucleophilic substitution of hydrogen is the vicarious nucleophilic substitution (VNS) with nucleophiles that contain a nucleofugal group L located at the nucleophilic center, such as for instance α -chlorocarbanions.¹⁵ The σ^H adducts of α -chlorocarbanions to nitroarenes undergo base-induced β -elimination of HCl on the expense of the ring hydrogen to form *ortho* and/or *para* nitrobenzylic carbanions, that upon protonation give products of the VNS.¹⁶ This substitution of hydrogen in *o*- and *p*-halonitrobenzenes proceeds faster than the conventional $\text{S}_{\text{N}}\text{Ar}$ of halogen, thus confirms the relation of rates of nucleophilic addition mentioned earlier (Scheme 1). The reaction is of general character in respect to nitroarenes and other electron deficient arenes (azines, azulenes etc.) as well as carbanions that should contain halogens or other nucleofugal groups L (e.g. PhO, MeO, PhS, MeS), able to be eliminated as HL from the σ^H adducts. Thus when *para*-fluoronitrobenzene was reacted with carbanion of chloromethyl phenyl sulfone generated in the presence of an excess of *t*-BuOK in DMF at low temperature, hydrogen in the *ortho* position to the nitro group was replaced with phenylsulfonylmethyl substituent.¹⁷ Under these conditions disfavoring equilibration the conventional replacement of fluorine was not observed. On the other hand under the conditions that favour equilibration and disfavor the β -elimination (low concentration of carbanion, room temp.) $\text{S}_{\text{N}}\text{Ar}$ of fluorine can be the major process (Scheme 7).



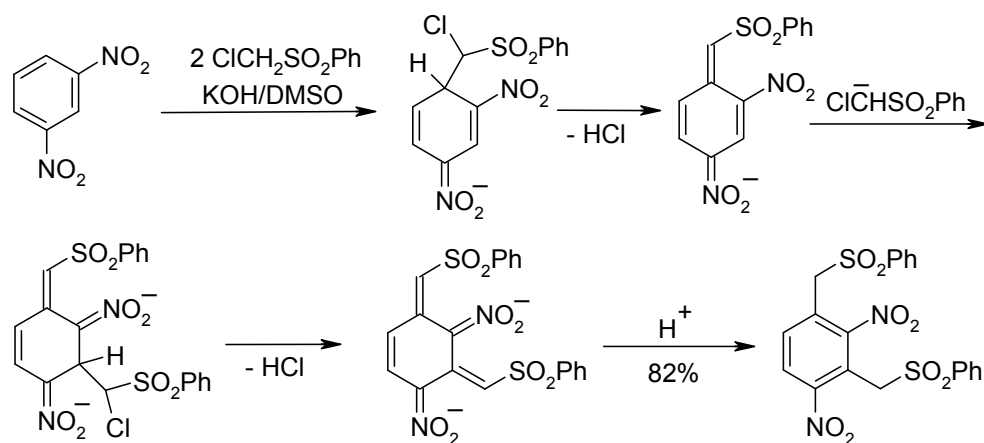
Scheme 7

It should be stressed that under the conditions disfavoring the equilibration of the σ^H adduct such α -halocarbanions react even with 1-fluoro-2,4-dinitrobenzene (the Sanger reagent) exclusively along the VNS pathway (Scheme 8).¹⁸



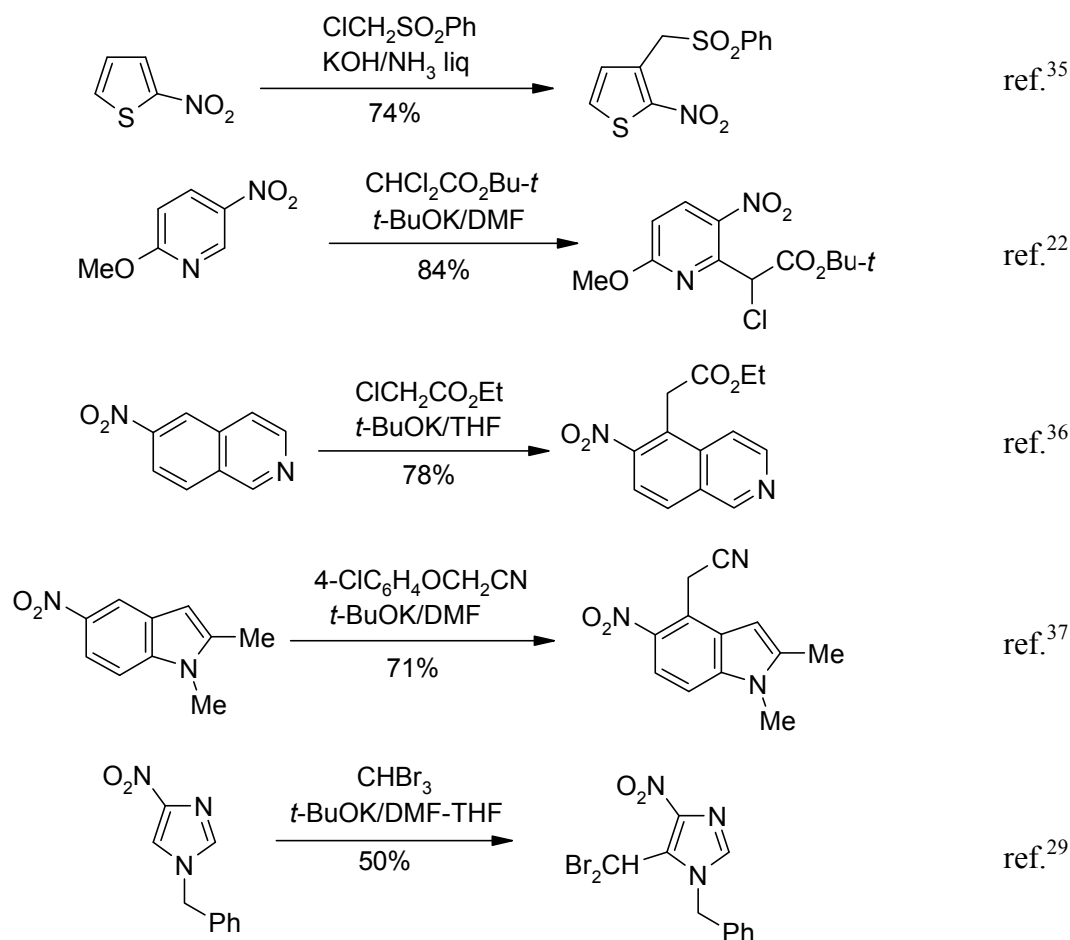
Scheme 8

Similarly VNS reaction takes place with a variety of other nitroarenes. Since products of the VNS are formed as nitrobenzylic carbanions, the reaction proceeds selectively as monosubstitution. However *m*-dinitrobenzene can form products of mono- and di-substitution in the reaction with, respectively, equimolar quantity and excess of carbanion of chloromethyl phenyl sulfone and base (Scheme 9).¹⁹ In 1,3,5-trinitrobenzene replacement of all three hydrogen atoms is possible.¹⁹



Scheme 9

Some other examples of carbanion precursors that enter the VNS reaction are: $\text{ClCH}_2\text{COO}t\text{Bu}$,^{20,21} $\text{Cl}_2\text{CHCOO}t\text{Bu}$,^{22,23} ArOCH_2CN ,²⁴⁻²⁸ CHCl_3 ,²⁹⁻³³ Ph_2CHSPH ³⁴ etc. It should be mentioned that orientation of the substitution can be controlled by the structure of the reactants and the reaction conditions. Taking into account wide scope of this reaction in respect to nitroarenes and carbanions, the VNS is a general, efficient and versatile tool for introduction of functionalized carbon substituents into nitroarenes and their heteroanalogues. Some representative examples of the VNS are shown in Scheme 10.

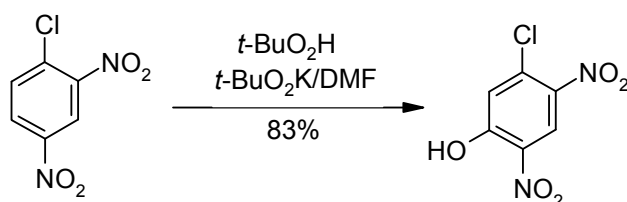


Scheme 10

Besides of being valuable method of organic synthesis, VNS was used for evaluation of effect of substituents on electrophilic activity of electron-deficient arenes. Effect of substituents on electrophilic substitution in arenes, in other words nucleophilicity of the aromatic rings, was thoroughly studied and discussed in basic text-books of organic chemistry. On the other hand there are no reliable data concerning influence of substituents on the electrophilicity of the aromatic rings and their effect on nucleophilic aromatic substitution. The data obtained on the basis of $\text{S}_{\text{N}}\text{Ar}$ reactions³⁸ are not reliable

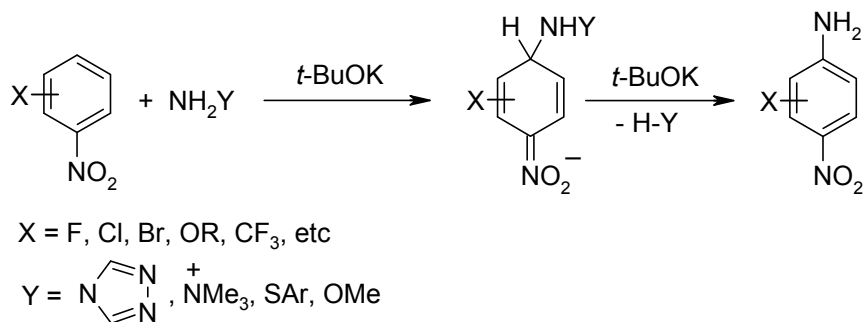
because S_NAr is a secondary process. We have shown that VNS can serve as an efficient tool for such evaluation.^{39,40}

VNS is not limited to introduction of carbon substituents into electron-deficient rings. Similar process takes place with oxygen and nitrogen nucleophiles, provided they contain leaving group at the nucleophilic center. Thus nitroarenes can be efficiently hydroxylated in the reaction with *t*-butyl and cumyl hydroperoxides carried out in the presence of an excess of base.⁴¹ Replacement of hydrogen in nitroarenes for hydroxyl group in the reaction with these hydroperoxide anions proceeds faster than S_NAr of chlorine. For instance, treatment of 2,4-dinitrochlorobenzene with these peroxides and potassium *t*-butoxide gave 2,4-dinitro-5-chlorophenol in excellent yield (Scheme 11).⁴¹



Scheme 11

A few VNS aminating agents were developed – derivatives of hydrazine and hydroxylamine such as 4-amino-1,2,4-triazole,⁴² 1,1,1-trimethylhydrazonium iodide,⁴³ arylsulfenamides,⁴⁴ methoxyamine,⁴⁵ etc (Scheme 12). Treatment of nitroarenes with these aminating agents in the presence of strong base, usually potassium *t*-butoxide, results in synthesis of nitroanilines. Also this process proceeds faster than conventional replacement of halogen.

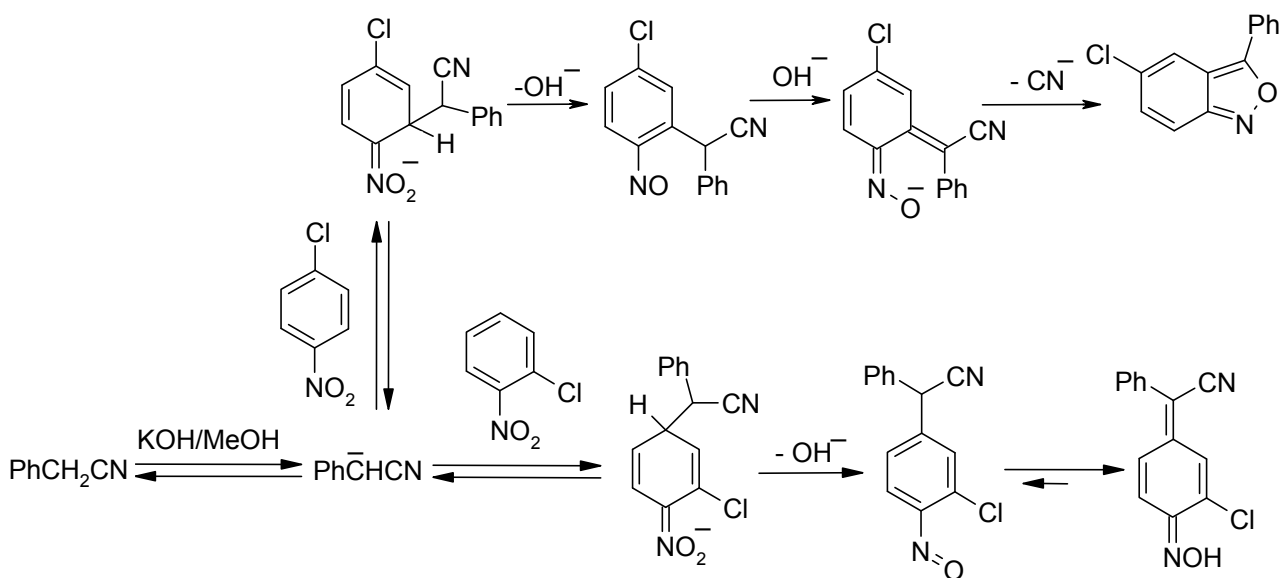


Scheme 12

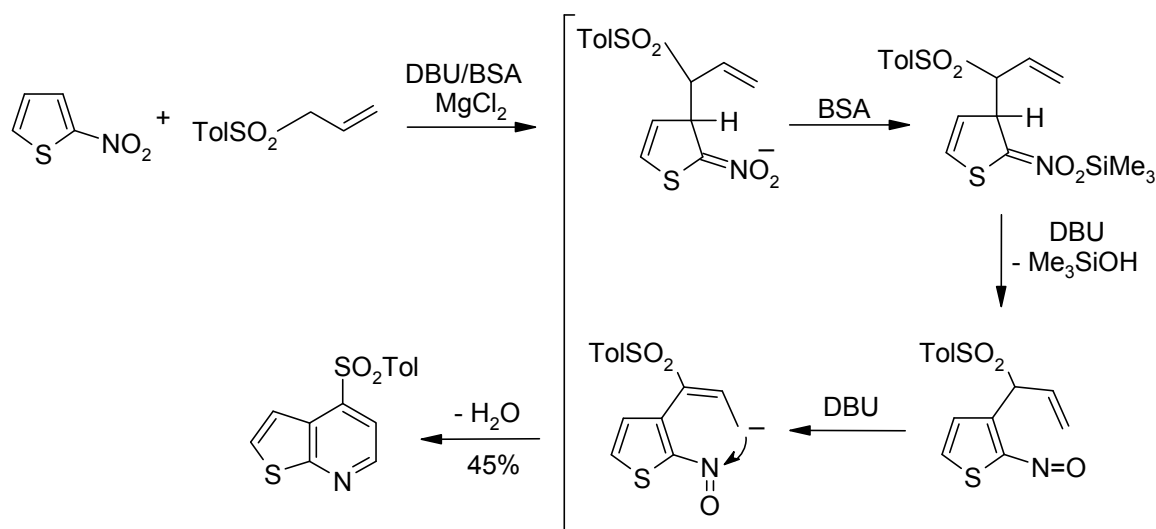
2.3. CONVERSION OF THE σ^H ADDUCTS INTO NITROSOARENES

The third interesting way of conversion of anionic σ^H adducts of nucleophiles to nitroarenes into products of nucleophilic substitution of hydrogen consists in formal elimination of OH^- anions to produce

substituted nitrosoarenes. This process can be induced by *O*-protonation of the σ^H adducts with protic solvents, association with Lewis acids, *O*-silylation etc. Overall reaction proceeds according to an intramolecular redox stoichiometry. Since nitrosoarenes and particularly nitroso group itself, are active electrophiles the initially formed nitrosoarenes usually cannot be isolated but undergo further transformations. Their fate depends on kind of the reactants and the reaction conditions. For instance in protic solvents carbanion of phenylacetonitrile reacts with *para*-chloronitrobenzene to form benzisoxazole,⁴⁶ whereas similar reaction with *ortho*-chloronitrobenzene gave the nitroso compound isolated in its tautomeric form of a quinone oxime (Scheme 13).⁴⁷ Both of these products are valuable starting materials in manufacturing of substituted 2-aminobenzophenones^{48,49} and heterocycles.⁵⁰⁻⁵³



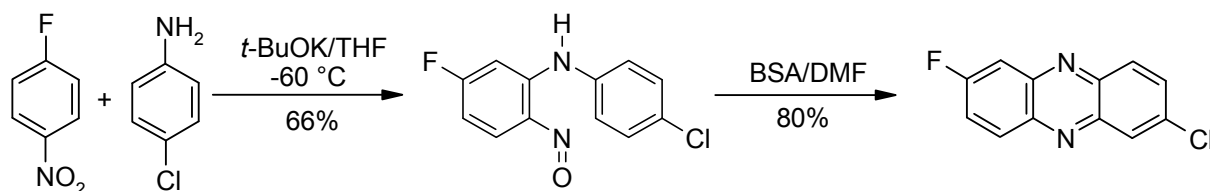
Scheme 13



Scheme 14

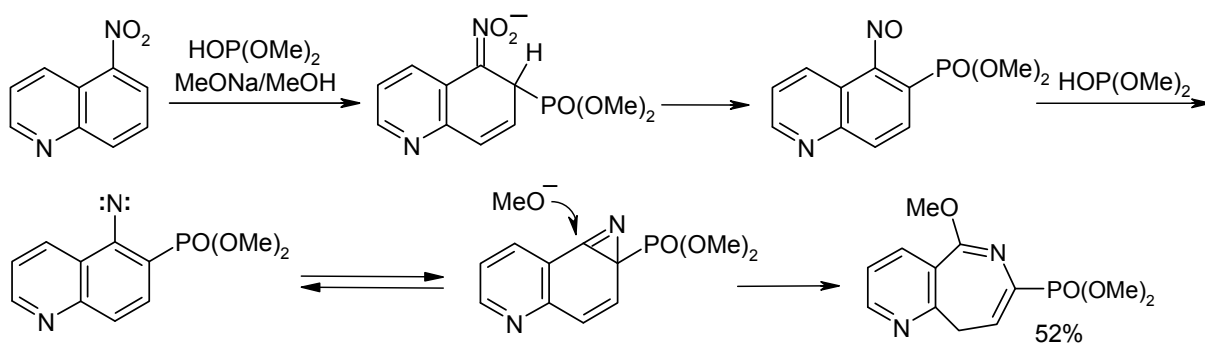
Conversion of the σ^H adducts of some carbanions into substituted nitrosoarenes is a key step in synthesis of condensed six-membered heterocycles as exemplified by the reaction of 2-nitrothiophene that upon treatment with allyl tolyl sulfone in the presence of DBU, bis-trimethylsilylacetamide (BSA) and $MgCl_2$ is transformed into thieno[2,3-*b*]pyridine (Scheme 14).⁵⁴

In recent years it was reported that anilines react with nitroarenes in the presence of strong base, potassium *t*-butoxide, to form σ^H adducts that are converted into 2-nitrosodiarylamines.⁵⁵⁻⁵⁷ Particularly interesting and important is this reaction with *p*-halonitrobenzenes to produce halonitrosodiarylamines, products of nucleophilic substitution of hydrogen. This reaction proceeds efficiently even with *p*-fluoronitrobenzene (Scheme 15), being faster than known, common S_NAr of fluorine.⁵⁸ This simple and general reaction opens wide possibilities in synthesis of condensed heterocycles,^{59,60} particularly phenazines.^{56,57}



Scheme 15

Reactions of 1-nitronaphthalene and nitroquinolines with dimethylphosphite anion result in formation of benzazepines via conversion of σ^H adduct into nitroso compound, deoxygenation of the nitroso group to nitrene and the ring expansion (Scheme 16).⁶¹



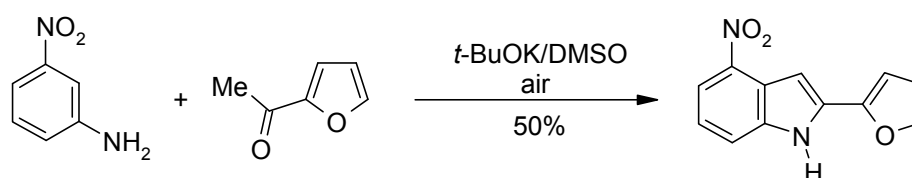
Scheme 16

Detailed discussion of various ways of conversion of anionic σ^H adducts into products of nucleophilic substitution of hydrogen and relation of the rates of competing reactions is in our recent reviews.^{2,4-6,62}

3. CONSTRUCTION OF HETEROCYCLIC RINGS VIA NUCLEOPHILIC SUBSTITUTION OF HYDROGEN

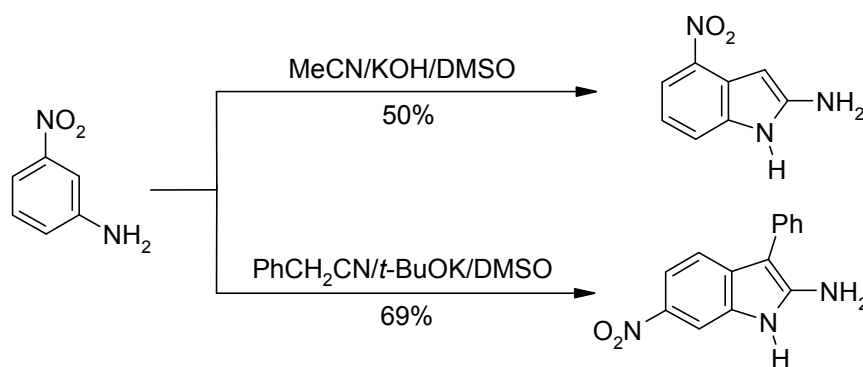
3.1. INDOLES

The indole ring system can be constructed via nucleophilic substitution of hydrogen on two major ways. The first one consists in use of *m*-nitroanilines as the educts, hence the nitrogen of the amino group is in the produced heterocyclic ring. Introduction of functionalized carbon substituents into *meta*-nitroanilines *ortho*- or *para* to the nitro group and *ortho* to the amino group followed by intramolecular reactions gives indoles. Thus the simplest and the most efficient construction of the indole ring is direct reaction between *m*-nitroaniline, that can contain additional substituents, and enolate anions of ketones. For instance, treatment of an aerated solution of *m*-nitroaniline and acetone, cyclohexanone or other enolizable ketone in DMSO with *t*-BuOK results in direct formation of 4- and/or 6-nitroindoles, substituted in the indole ring as exemplified in the Scheme 17.⁶³



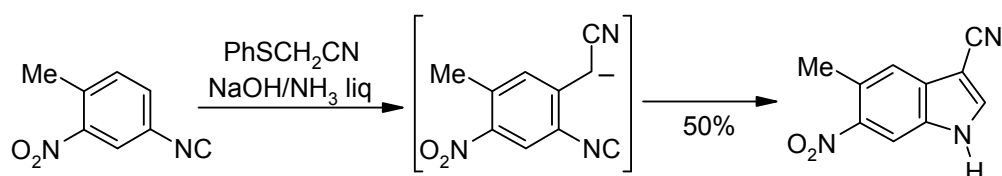
Scheme 17

The reaction proceeds *via* addition of the enolate anions to the aromatic ring in position *ortho* to the amino group. Further oxidation of the σ^H adducts with atmospheric oxygen followed by Baeyer type intramolecular condensation of the intermediate *o*-aminobenzyl ketones gives nitroindoles. This very simple method of synthesis of substituted indoles is of general character and is applicable for large scale operations.⁶⁴ In a similar way 2-amino-4-(or 6)-nitroindoles can be obtained in the reaction of *m*-nitroaniline with carbanions of nitriles (Scheme 18).⁶⁵



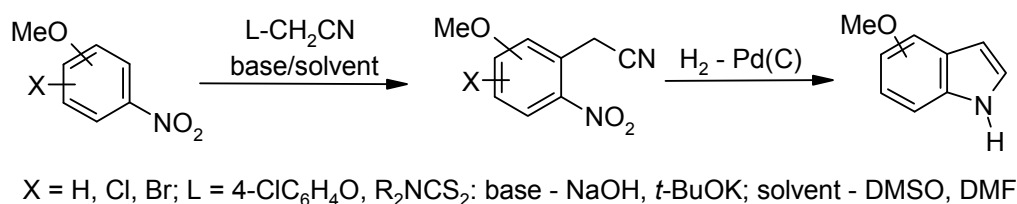
Scheme 18

Conversion of *m*-nitroanilines into *m*-nitrobenzoisonitriles followed by VNS with α -chlorocarbanions results in formation of nitrobenzylic carbanions that contain in the *ortho* position isonitrile functionality. Subsequent intramolecular addition of the carbanion to isonitrile gives substituted nitroindoles (Scheme 19).⁶⁶



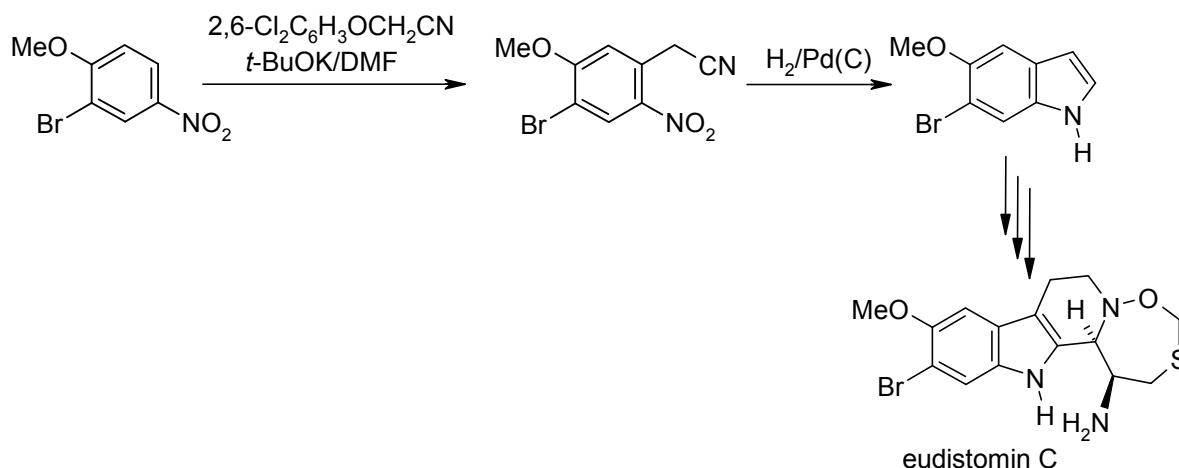
Scheme 19

The second way of construction of the indole ring *via* nucleophilic substitution of hydrogen consists in introduction of functionalized carbon substituents in position *ortho* to the nitro group. Further reactions of such products provide indoles in which nitrogen of the nitro group is incorporated into the heterocyclic ring. The simplest variant of this approach is *ortho* cyanomethylation of nitroarenes *via* the VNS reaction followed by catalytic hydrogenation of the produced *o*-nitroarylacetonitriles. Synthesis of indoles *via* catalytic hydrogenation of *o*-nitroarylacetonitriles was known from 1955,⁶⁷ however it was of limited value, because the nitriles were not available. Only, when these nitriles become readily available *via* VNS reaction^{24,25} this method gained great practical value.^{25,26,68-73} Generality and practical value of this way of synthesis of indoles is illustrated by synthesis of all isomeric 4-, 5-, 6-, and 7-methoxyindoles *via* VNS cyanomethylation of nitro anisoles, optionally containing halogens in the ring (Scheme 20).²⁵



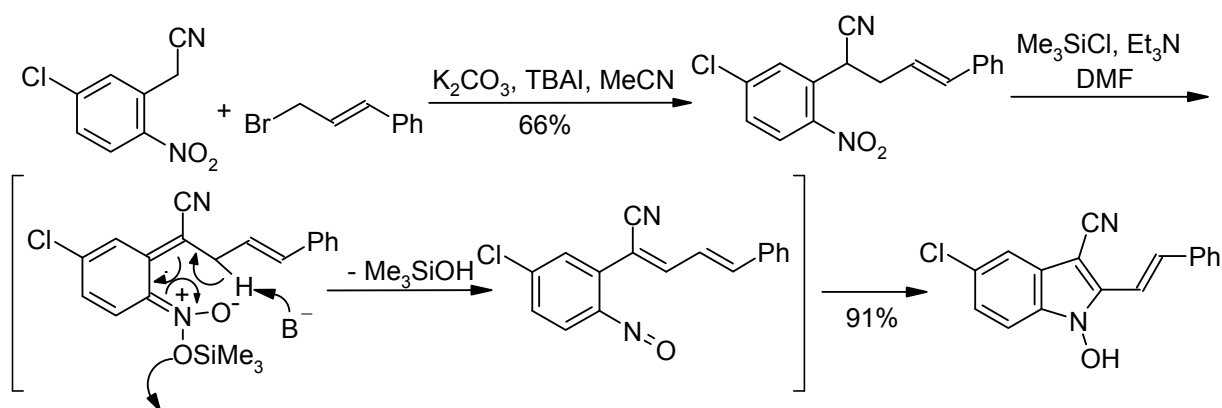
Scheme 20

This approach was used for synthesis of natural products, pharmaceuticals and a variety of azaindoles.^{71,74} In the synthesis of eudistomin C, a marine origin antiviral agents containing 5-methoxyindole fragment, indole units were prepared *via* VNS with aryloxyacetonitriles (Scheme 21).⁷⁰ Similarly indoles containing pentafluorosulfanyl substituents were synthesised.⁷⁵



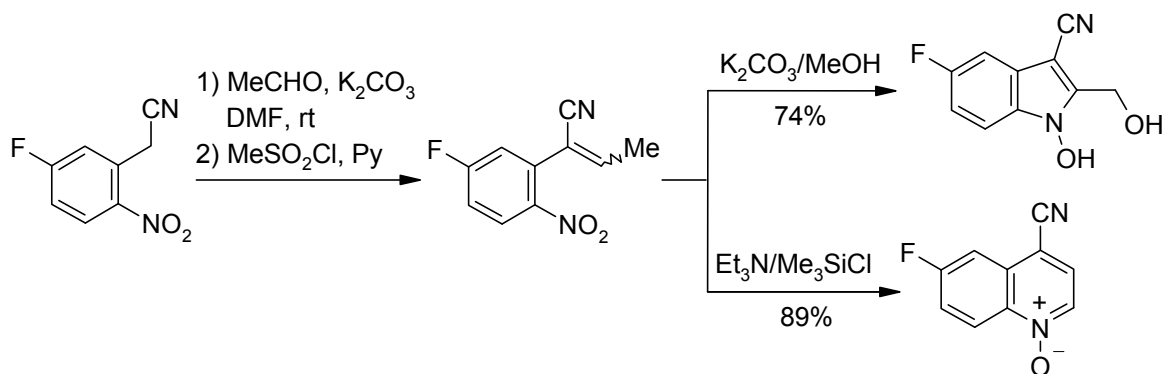
Scheme 21

Synthesis of indoles from *ortho*-nitroarylacetonitriles can also be executed in another way. Products of allylation or benzylation of such nitriles when treated with a base undergo multistep transformations to produce 1-hydroxyindoles. Thus alkylation of *ortho*-nitroarylacetonitriles with 3-phenylallylbromide followed by treatment of the product with trimethylamine and chlorotrimethyl silane results in formation of 1-hydroxy-2-phenylvinyl-3-cyanoindoles. The reaction proceeds apparently via *O*-silylation of the nitronate anions followed by elimination of trimethylsilanol and cyclization of the intermediate nitrosoarenes (Scheme 22).⁷⁶



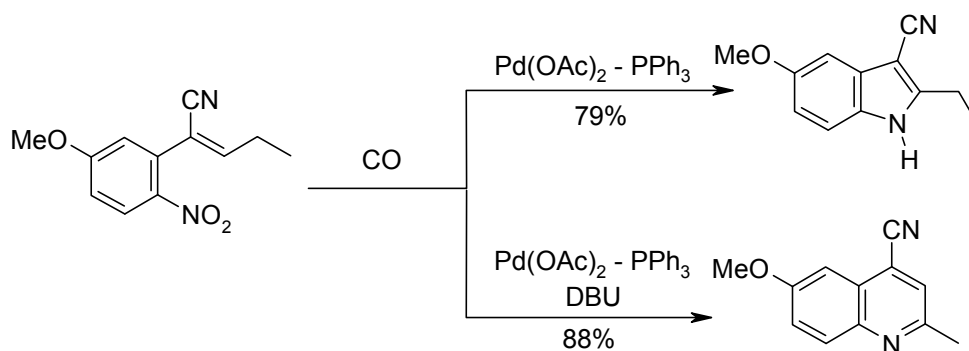
Scheme 22

o-Nitroarylacetonitriles enter readily the Knoevenagel condensation with aliphatic aldehydes.⁷⁷⁻⁷⁹ The produced unsaturated nitriles, treated with base are converted into *N*-hydroxy indoles or quinoline-*N*-oxides depending on reaction conditions (Scheme 23).⁸⁰



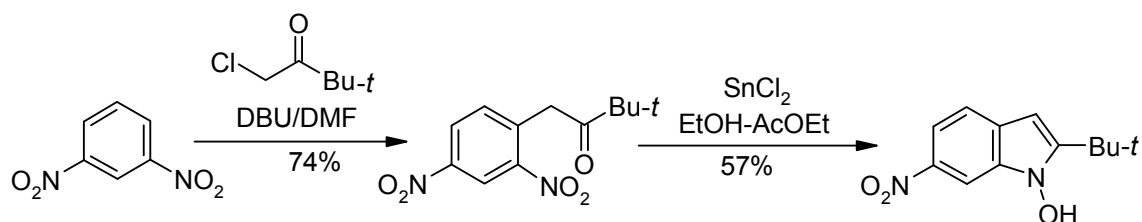
Scheme 23

Palladium catalyzed reduction of such unsaturated nitriles with CO when performed under neutral conditions gives indoles while in the presence of base leads to quinolines (Scheme 24).⁷⁹ Ester of azaindole 3-carboxylic acid is simply prepared from product of VNS in 3-nitropyridine with chloroacetate *via* analogous condensation with trioxane and Pd catalyzed reduction with carbon monoxide.⁷⁹



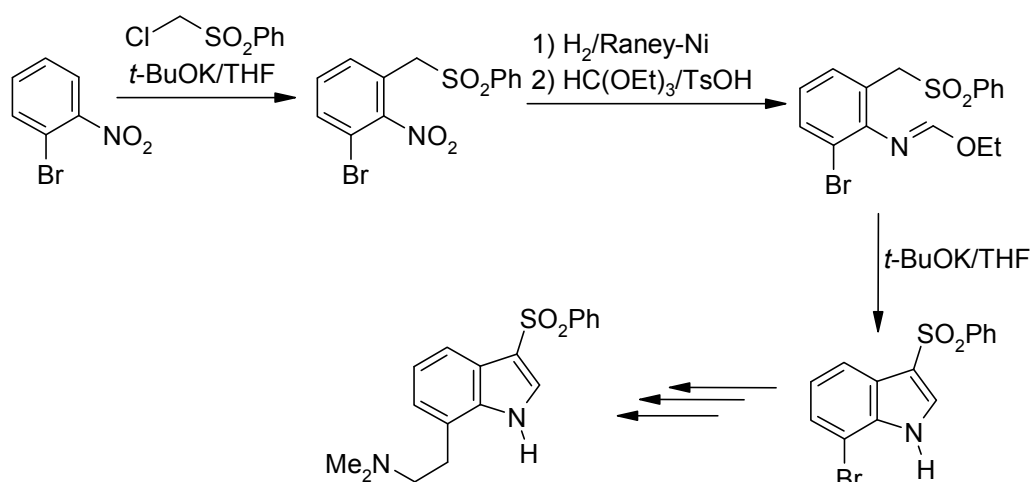
Scheme 24

Enolates of α -chloroketones are rather weak nucleophiles thus they enter VNS reaction only with highly electrophilic nitroarenes.⁸¹ For instance, chloromethyl *t*-butyl ketone reacts with *m*-dinitrobenzene in the presence of DBU to form dinitrobenzyl ketone that is reduced with tin(II) chloride to 6-nitro-*N*-hydroxyindole (Scheme 25).⁸¹



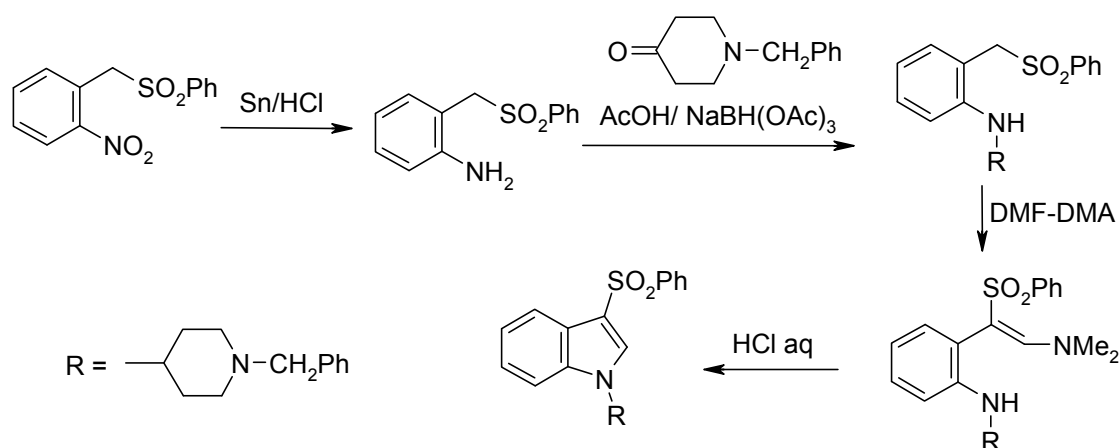
Scheme 25

Substituted *o*-nitrobenzyl phenyl sulfones, products of the VNS reaction of nitroarenes with chloromethyl phenyl sulfones are also versatile educts in synthesis of indoles. Reduction of such sulfones to *ortho*-aminobenzyl sulfones and conversion of the amino group into imidate⁸² or imine⁸³ functionality followed by treatment with base results in cyclization to form substituted indoles. This protocol is particularly useful because it is possible to direct the VNS reaction selectively in the *ortho* position to the nitro group when carried out in THF with *t*-BuOK.⁸⁴ This procedure was used for the synthesis of 5- and 7-bromo-3-sulfonylindoles that were subsequently converted into norepinephrine reuptake inhibitors and 5-HT_{2A} receptor antagonists (Scheme 26).^{85,86} Similarly were synthesised 3-phenylsulfonylindoles containing pentafluorosulfanyl substituents.⁷⁵



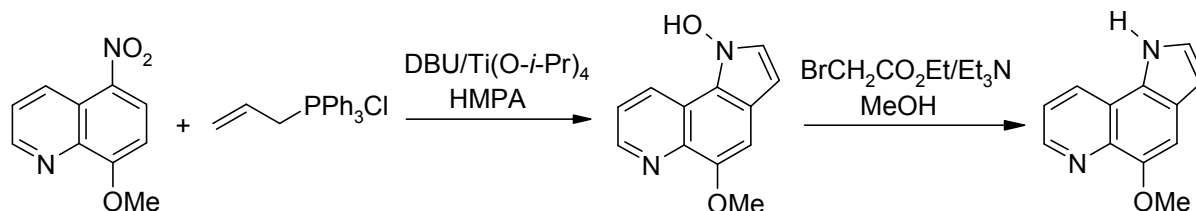
Scheme 26

Alternatively *N*-substituted 3-phenylsulfonylindoles were synthesized via reductive *N*-alkylation of *ortho*-aminobenzyl sulfones with ketones followed by condensation with dimethylformaldehyde-dimethylacetal (DMF-DMA) and cyclization (Scheme 27).⁸⁷



Scheme 27

Addition of phosphonium ylide generated from allyl triphenylphosphonium chloride to 1-nitronaphthalene and 5-nitroquinoline in the presence of titanium isopropoxide forms an unstable *N*-hydroxyindole derivative that upon action of ethyl bromoacetate and triethylamine transforms into benzo- or pyridoindoles as shown in the Scheme 28.⁸⁸



Scheme 28

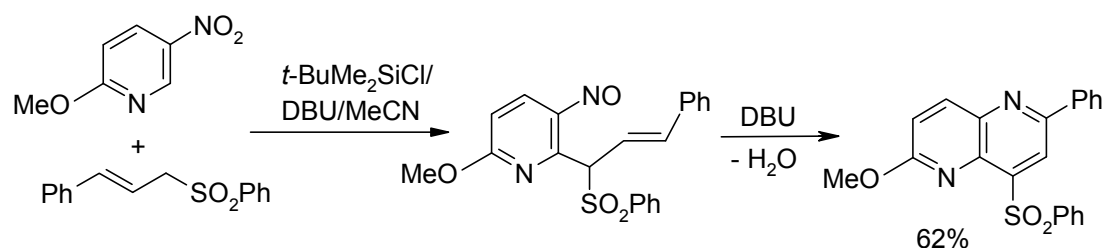
Indole ring system is present in many pharmaceuticals, natural products, and biologically active compounds, thus there is continuous interest in efficient methods of synthesis of indoles. In recent years numerous reviews are published presenting methods of indole synthesis based on transition metals catalyzed reactions.⁸⁹⁻⁹² These interesting and valuable methods have two disadvantages: usually they require rather sophisticated starting materials and the products contain residues of transition metal catalyst. Since pharmaceuticals and compounds tested as potential drugs cannot contain residues of transition metals in quantities exceeding 10 ppm, the indoles obtained by such methods need laborious purification before can be used for such purpose.⁹³ Methods of synthesis of indoles *via* nucleophilic substitution of hydrogen presented in this short review use readily available starting materials, simple procedures and assure high yields of the required products, that do not contain residues of transition metals, thus are superior to transition metal catalyzed synthesis of indoles.

3.2. QUINOLINES

There are numerous examples of construction of benzopyridines (and among them quinolines) via cascade reactions – conversion of σ^H adducts of benzylic or allylic carbanions to nitrosoarenes followed by an intramolecular addition to form the ring. Also *ortho*-nitrobenzyl derivatives have found numerous applications in synthesis of quinolines. Here we briefly present synthesis of quinolines from products of nucleophilic substitution of hydrogen in nitroarenes.

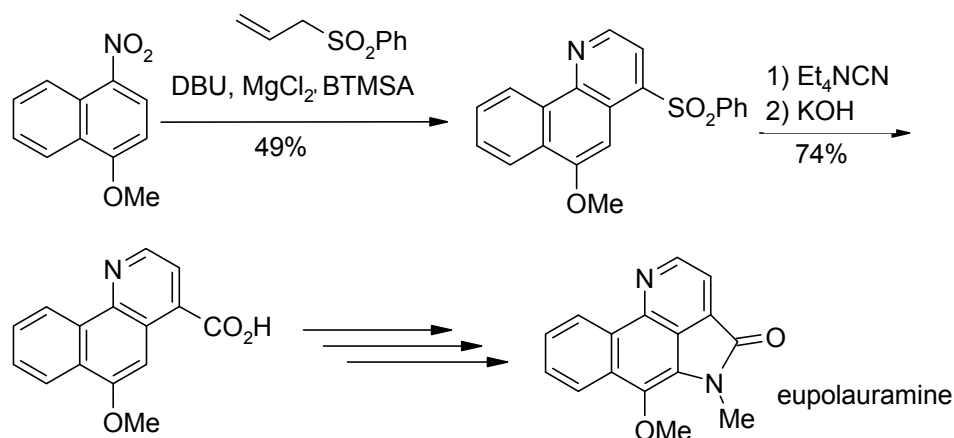
Carbanion generated upon action of DBU on 3-phenylallyl phenyl sulfone reacts with 6-methoxy-3-nitropyridine in the presence of *t*-butyldimethylsilyl chloride to form substituted naphthyridine (Scheme 29).⁵⁴ The reaction proceeds presumably *via* an addition of the sulfone carbanion followed by a conversion of the σ^H adducts into nitrosoarene and subsequent intramolecular condensation

of the newly generated ambident carbanion with the nitroso group.



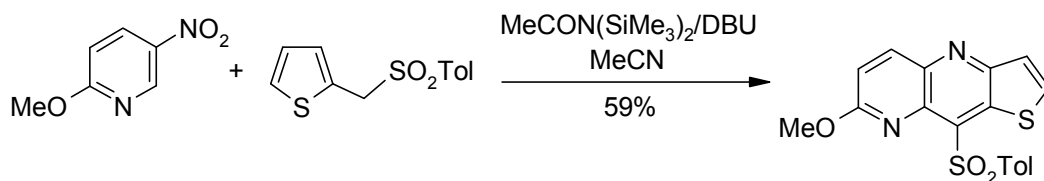
Scheme 29

The usefulness of this reaction was shown in the synthesis of eupolauramine, an alkaloid from the bark of an african plant *Euopomatia laurina*. This approach consists in addition of carbanion of allyl phenyl sulfone to 1-methoxy-4-nitronaphthalene followed by conversion of the produced σ adduct into nitrosoarene. Further intramolecular condensation produces substituted 1-phenylsulfonyl-4-aza-phenanthrene (Scheme 30).⁵⁴ The replacement of the phenylsulfonyl group with cyanide followed by a hydrolysis furnishes acid from that the final alkaloid can be obtained following the known procedure.⁹⁴



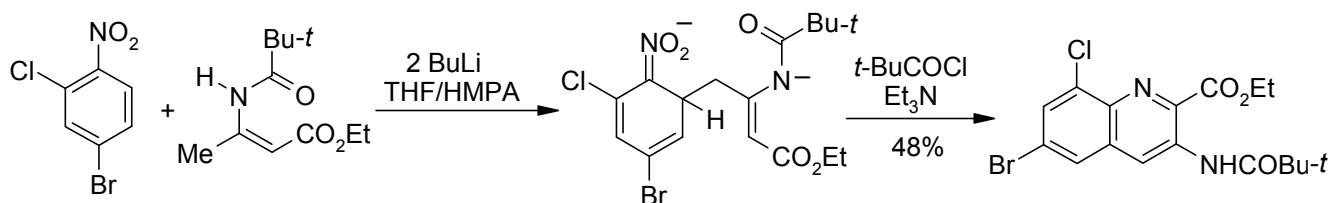
Scheme 30

Carbanions of benzyl sulfones and their heterocyclic analogues react similarly with nitroarenes to form condensed heterocycles substituted with arenesulfonyl group as exemplified by reaction of 2-methoxy-5-nitropyridine and 2-thienylmethyl tolyl sulfone in the presence of DBU and *N,O*-bis-trimethylsilylacetamide (Scheme 31).⁹⁵



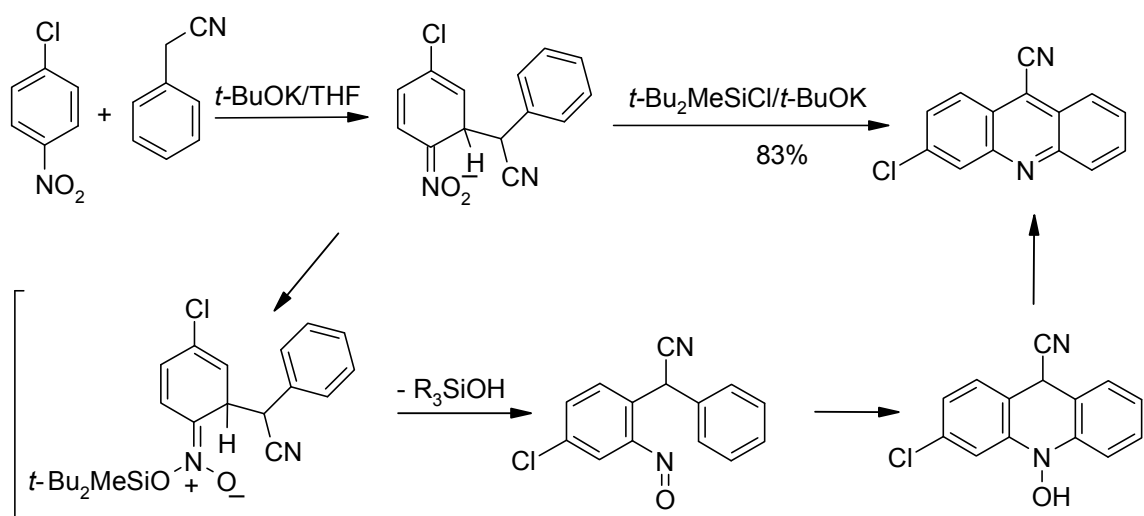
Scheme 31

Dianion of ethyl *N*-pivaloyl-3-aminocrotonate adds to 4-bromo-2-chloro-1-nitrobenzene to form σ^{H} -adduct that upon acylation with pivaloyl chloride is transformed into 3-aminoquinoline-2-carboxylic acid derivative, apparently via nitrosoarene (Scheme 32).⁹⁶



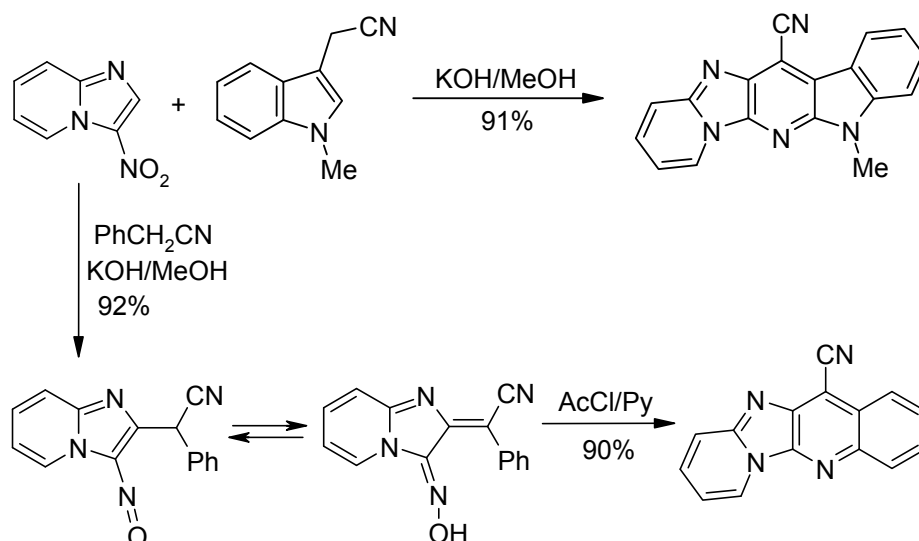
Scheme 32

It was shown earlier (Scheme 13) that σ^{H} adduct of carbanion of phenylacetonitrile to 4-chloronitrobenzene is converted in protic media into nitrosoarene and finally 2,1-benzisoxazole.⁴⁶ On the other hand this σ^{H} adduct produced in aprotic solvent upon treatment with trialkylchlorosilanes or pivaloyl chloride cyclize to form acridine (Scheme 33).⁹⁷



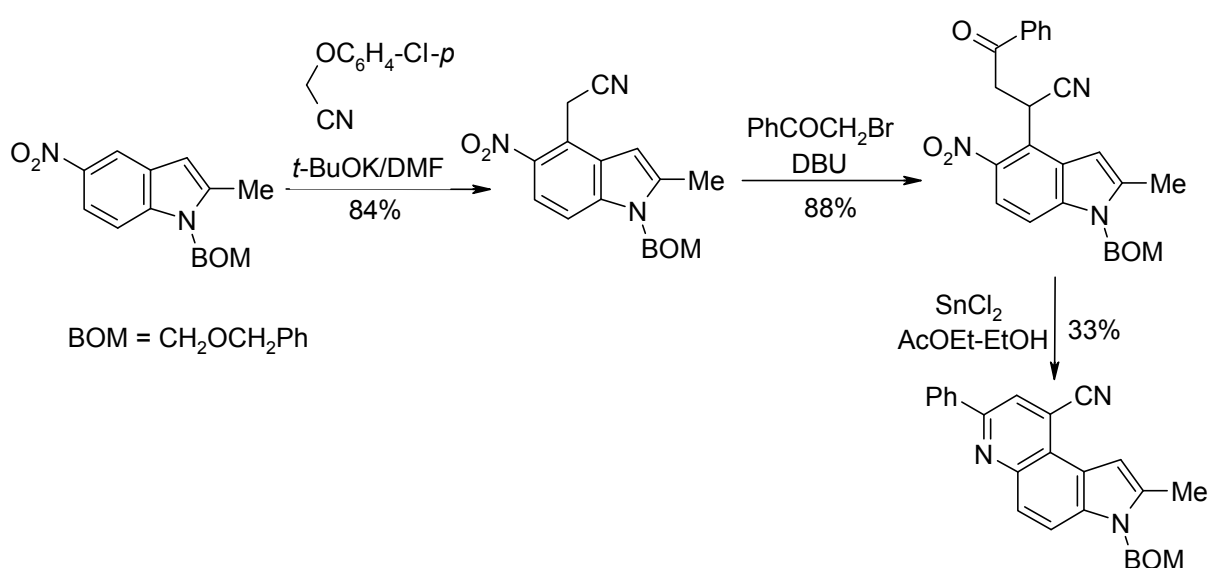
Scheme 33

Similar transformation was reported to proceed between arylacetonitriles and 3-nitroimidazo[1,2-*a*]pyridine leading to pyridoimidazoquinoline derivatives that are of interest as highly fluorescent dyes.⁹⁸ Analogous reaction of this nitroimidazopyridine with 3-indolylacetonitrile leads directly into pentacyclic system (Scheme 34).⁹⁹



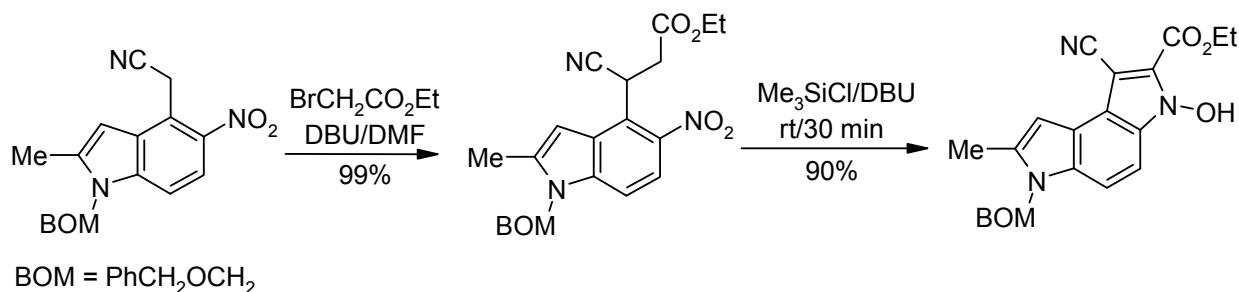
Scheme 34

Alkylation of the VNS products – *ortho*-nitroarylacetonitriles with α -bromoketones provides ketonitriles that upon reduction under mild conditions with tin(II) in ethyl acetate – ethanol mixture form quinoline-4-carbonitriles.¹⁰⁰ This reaction sequence applied to nitroindole-5-acetonitriles obtained via the VNS in 5-nitroindole derivative leads to tricyclic cyano substituted pyrrolo[3,2-*f*]quinoline derivative as exemplified in the Scheme 35.¹⁰⁰



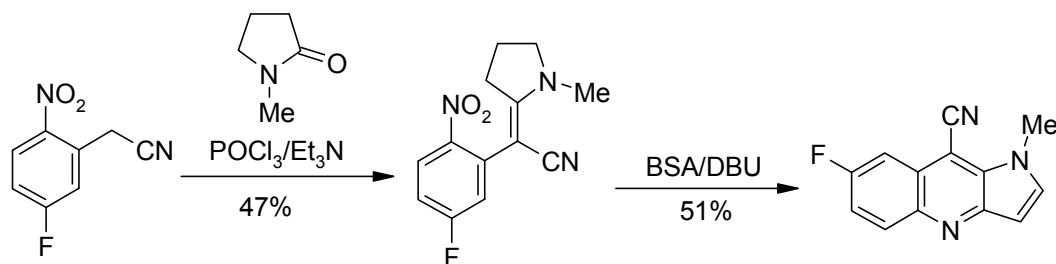
Scheme 35

These alkylation products when treated with trimethylchlorosilane in presence of base transformed easily into 1-cyano-3-hydroxy-pyrrolo[3,2-*e*]indoles (Scheme 36).¹⁰¹



Scheme 36

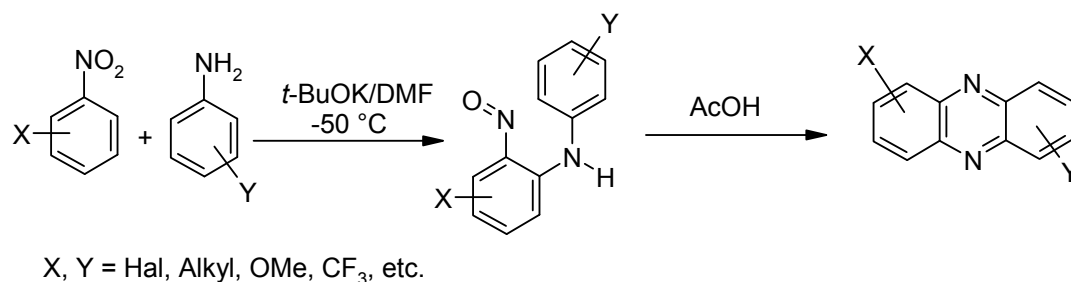
Reaction of *ortho*-nitroarylacetonitriles with the Vilsmeier-Haack reagent prepared from *N*-methylpyrrolidone followed by a cyclization induced by diazabicycloundecene (DBU) in the presence of *bis*-trimethylsilylacetamide (BSA) leads directly to pyrrolo[3,2-*b*]quinoline derivatives (Scheme 37).¹⁰²



Scheme 37

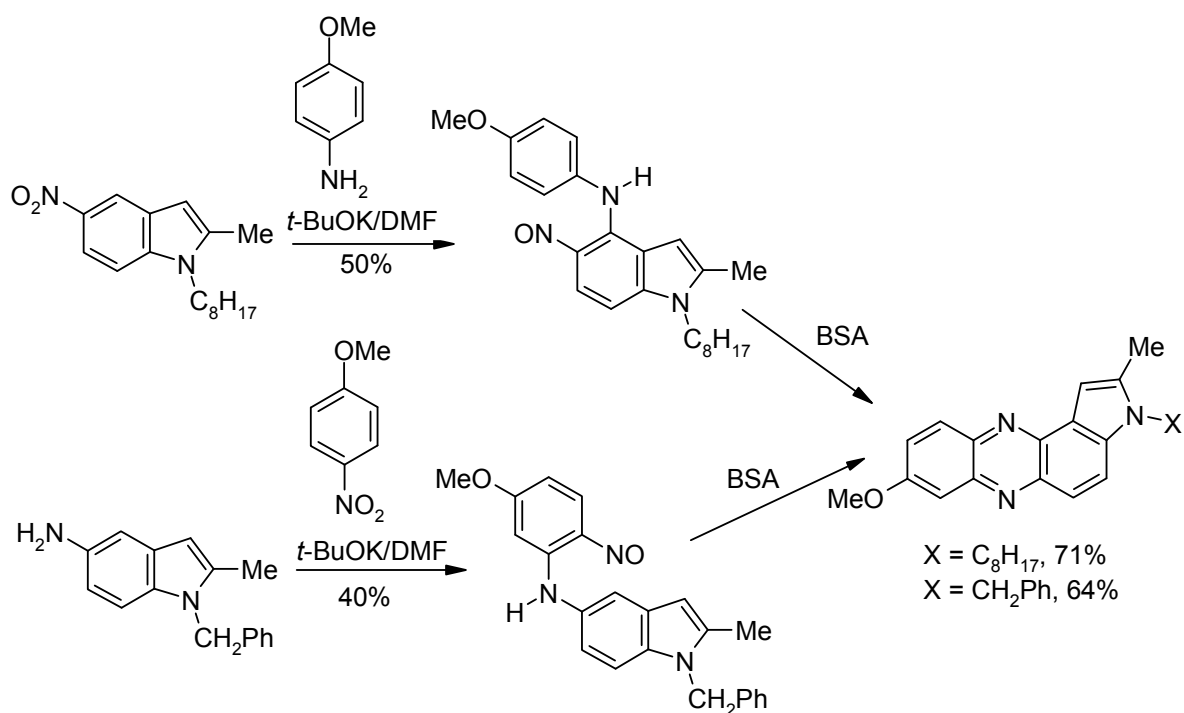
3.3. HETEROCYCLES FROM 2-NITROSODIPHENYLAMINES

As it was mentioned in the Section 2.3 *N*-anions of anilines add to nitroarenes, also those containing halogens, to form σ^H adducts that are readily converted into nitroso diarylamines, according to the intramolecular redox stoichiometry.^{55-57,59} The reaction proceeds particularly well in position *ortho* to the nitro group thus *o*-nitrosodiarylamines are readily available. These 2-nitrosodiarylamines are versatile starting materials for synthesis of a variety of heterocycles containing two nitrogen atoms in the ring. Thus simple heating of such 2-nitrosodiarylamine with acetic acid,^{55,57} a weak base such as K₂CO₃⁵⁷ or *N,O*-bis-(trimethylsilyl)acetamide⁵⁷ results in formation of phenazines. In fact this is the simplest way of synthesis of this important class of heterocycles¹⁰³⁻¹⁰⁵ that can contain a variety of substituents in well defined positions of the both aromatic rings. This two-step synthesis of phenazines from anilines and nitroarenes resembles the old Wolff-Aue reaction, however the presented procedure assures much higher yields, wide scope of substituents and control of the orientation (Scheme 38).



Scheme 38

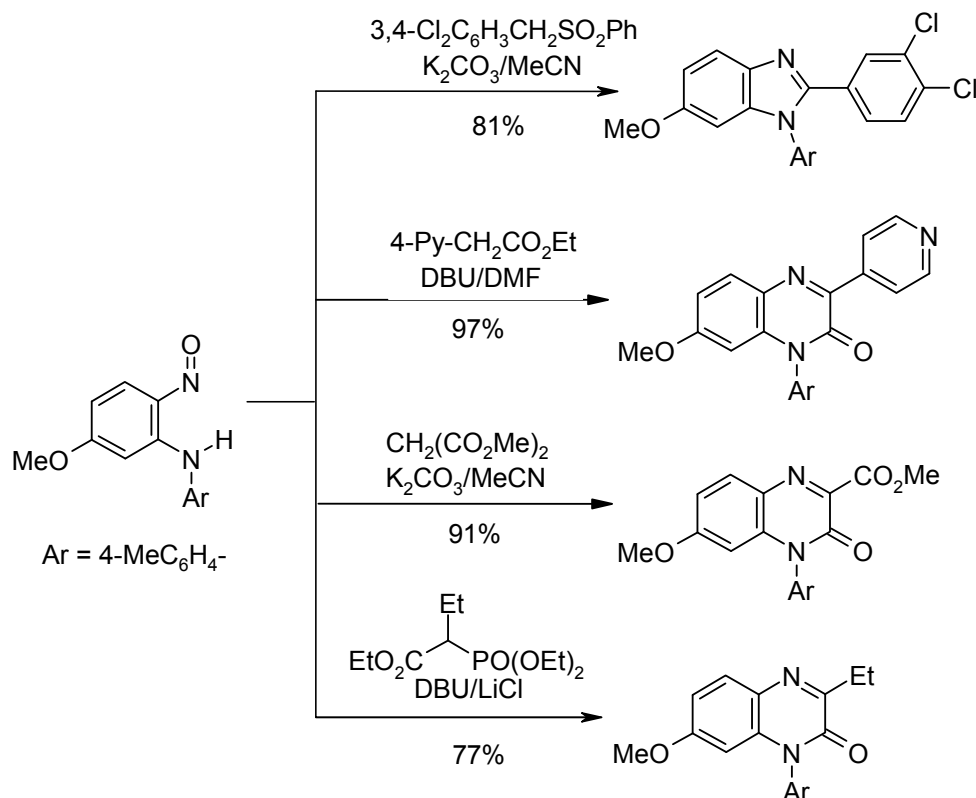
The versatility of this methodology is presented in the Scheme 39. Two properly chosen pairs of nitroarene-arylamines can react to form analogous phenazines as exemplified by the synthesis of pyrrolo[3,2-*a*]phenazines from 5-nitroindole derivative and *p*-anisidine or 5-aminoindole and *p*-nitroanisole, respectively.¹⁰⁶



Scheme 39

Condensation of these 2-nitrosodiarylamines with benzyl aryl sulfones opens efficient route to 1,2-diarylbenzimidazoles (Scheme 40).⁵⁹ The first step of this reaction is condensation of the benzylic carbanion with the nitroso group (Ehrlich-Sachs reaction) followed by a substitution of the phenylsulfonyl group by the aniline nucleophile. 2-Nitrosodiphenylamines are versatile educts in synthesis of *N*-arylquinoxalines via base-induced condensation with a variety of CH acids of sufficient acidity stabilized by an alkoxy carbonyl group, such as phenylacetates and their heteroanalogues, cyanoacetates and

phosphonylacetates. These reactions provide substituted quinoxalines and quinoxalinones presented in the Scheme 40.^{60,107}



Scheme 40

4. CONCLUSIONS

From the results presented in this short review it is evident that nucleophilic substitution of hydrogen is a primary fast reaction, whereas conventional S_NAr of halogens just secondary *ipso* reaction. We have shown that nucleophilic substitution of hydrogen in its three variants: oxidative, vicarious, and conversion of the σ^H adducts into nitrosoarenes is an efficient and versatile tool for synthesis of heterocyclic systems.

5. REFERENCES


1. C. G. Hartung and V. Snieckus, in 'The Directed ortho Metalation Reaction – A Point of Departure for New Synthetic Aromatic Chemistry', ed. by D. Astruc, Weinheim, FRG, 2004.
2. M. Mąkosza, *Synthesis*, 2011, 2341.
3. O. N. Chupakhin, V. N. Charushin, and H. C. van der Plas, 'Nucleophilic Aromatic Substitution of Hydrogen', Academic Press, 1994.
4. M. Mąkosza and K. Wojciechowski, *Chem. Rev.*, 2004, **104**, 2631.
5. M. Mąkosza, *Russ. Chem. Bull.*, 1996, **45**, 491.

6. M. Mąkosza, *Chem. Soc. Rev.*, 2010, **39**, 2855.
7. E. V. Malykhin, A. A. Shtark, and V. D. Shteingarts, *Zh. Org. Khim.*, 1982, **18**, 1898.
8. H. C. van der Plas and M. Woźniak, *Croat. Chem. Acta*, 1986, **59**, 33.
9. B. Szpakiewicz and M. Grzegozek, *Russ. J. Org. Chem.*, 2004, **40**, 829.
10. G. Bartoli, *Acc. Chem. Res.*, 1984, **17**, 109.
11. M. Mąkosza and M. Surowiec, *J. Organomet. Chem.*, 2001, **624**, 167.
12. M. Mąkosza and K. Staliński, *Chem. Eur. J.*, 1997, **3**, 2025.
13. M. Mąkosza and D. Sulikowski, *J. Org. Chem.*, 2009, **74**, 3827.
14. W. Adam, M. Mąkosza, C.-G. Zhao, and M. Surowiec, *J. Org. Chem.*, 2000, **65**, 1099.
15. J. Goliński and M. Mąkosza, *Tetrahedron Lett.*, 1978, **19**, 3495.
16. M. Mąkosza and J. Winiarski, *Acc. Chem. Res.*, 1987, **20**, 282.
17. T. Glinka and M. Mąkosza, *J. Org. Chem.*, 1983, **48**, 3860.
18. M. Mąkosza and J. Stalewski, *Liebigs Ann. Chem.*, 1991, 605.
19. M. Mąkosza and S. Ludwiczak, *J. Org. Chem.*, 1984, **49**, 4562.
20. B. Mudryk and M. Mąkosza, *Synthesis*, 1988, 1007.
21. J. M. Bakke, *J. Heterocycl. Chem.*, 2005, **42**, 463.
22. M. Mąkosza, K. Sienkiewicz, and K. Wojciechowski, *Synthesis*, 1990, 850.
23. M. Mąkosza and M. Białecki, *Synlett*, 1991, 181.
24. M. Mąkosza and J. Winiarski, *J. Org. Chem.*, 1984, **49**, 1494.
25. M. Mąkosza, W. Danikiewicz, and K. Wojciechowski, *Liebigs Ann. Chem.*, 1988, 203.
26. L. Lerman, M. Weinstock-Rosin, and A. Nudelman, *Synthesis*, 2004, 3043.
27. B. A. Czeskis, D. K. Clodfelter, and W. J. Wheeler, *J. Labelled Compd. Radiopharm.*, 2002, **45**, 1143.
28. J. E. Macor, J. T. Forman, R. J. Post, and K. Ryan, *Tetrahedron Lett.*, 1997, **38**, 1673.
29. M. Mąkosza and Z. Owczarczyk, *J. Org. Chem.*, 1989, **54**, 5094.
30. M. D. Crozet, C. Suspene, M. Kaafarani, M. P. Crozet, and P. Vanelle, *Heterocycles*, 2004, **63**, 1629.
31. S. Ostrowski, *Heterocycles*, 1996, **43**, 389.
32. G. D. Couch, P. J. Burke, R. J. Knox, and C. J. Moody, *Tetrahedron*, 2008, **64**, 2816.
33. P. Beier, T. Pastyrikova, and G. Iakobson, *J. Org. Chem.*, 2011, **76**, 4781.
34. M. Mąkosza, M. Surowiec, and S. Voskresensky, *Synthesis*, 2000, 1237.
35. M. Mąkosza and E. Kwast, *Tetrahedron*, 1995, **51**, 8339.
36. M. Achmatowicz, O. R. Thiel, G. Gorins, C. Goldstein, C. Affouard, R. Jensen, and R. D. Larsen, *J. Org. Chem.*, 2008, **73**, 6793.

37. K. Wojciechowski and M. Mąkosza, *Synthesis*, 1989, 106.
38. J. Miller, 'Aromatic Nucleophilic Substitution', Elsevier, 1968.
39. F. Seeliger, S. Błażej, S. Bernhardt, M. Mąkosza, and H. Mayr, *Chem. Eur. J.*, 2008, **14**, 6108.
40. S. Błażej and M. Mąkosza, *Chem. Eur. J.*, 2008, **14**, 11113.
41. M. Mąkosza and K. Sienkiewicz, *J. Org. Chem.*, 1998, **63**, 4199.
42. A. R. Katritzky and K. S. Lorenzo, *J. Org. Chem.*, 1988, **53**, 3978.
43. P. F. Pagoria, A. R. Mitchell, and R. D. Schmidt, *J. Org. Chem.*, 1996, **61**, 2934.
44. M. Mąkosza and M. Białecki, *J. Org. Chem.*, 1998, **63**, 4878.
45. S. Seko and K. Miyake, *J. Chem. Soc., Chem. Commun.*, 1998, 1519.
46. R. B. Davis and L. C. Pizzini, *J. Org. Chem.*, 1960, **25**, 1884.
47. R. B. Davis, L. C. Pizzini, and J. D. Benigni, *J. Am. Chem. Soc.*, 1960, **82**, 2913.
48. J. L. Kim, J. K. Kim, and S. I. Hong, *Polymer Bull.*, 1999, **42**, 511.
49. E. R. Simas, T. D. Martins, T. D. Z. Atvars, and L. Akcelrud, *J. Luminesc.*, 2009, **129**, 119.
50. P. Beier and T. Pastýříková, *Beilstein J. Org. Chem.*, 2013, **9**, 411.
51. V. Y. Orlov, V. V. Ganzha, A. D. Kotov, and V. G. Sokolov, *Russ. J. Org. Chem.*, 2007, **43**, 1502.
52. M. Rahimizadeh, M. Pordel, M. Bakavoli, Z. Bakhtiarpoor, and A. Orafaie, *Monatsh. Chem.*, 2009, **140**, 633.
53. M. Pordel, A. Abdollahi, and B. Razavi, *Russ. J. Bioorg. Chem.*, 2013, **39**, 211.
54. Z. Wróbel, *Eur. J. Org. Chem.*, 2000, 521.
55. Z. Wróbel and A. Kwast, *Synlett*, 2007, 1525.
56. Z. Wróbel and A. Kwast, *Synthesis*, 2010, 3865.
57. A. Kwast, K. Stachowska, A. Trawczyński, and Z. Wróbel, *Tetrahedron Lett.*, 2011, **52**, 6484.
58. H. Kotsuki, S. Kobayashi, K. Matsumoto, H. Suenaga, and H. Nishizawa, *Synthesis*, 1990, 1147.
59. Z. Wróbel, K. Stachowska, K. Grudzień, and A. Kwast, *Synlett*, 2011, 1439.
60. Z. Wróbel, K. Stachowska, A. Kwast, A. Gościak, M. Królikiewicz, R. Pawłowski, and I. Turska, *Helv. Chim. Acta*, 2013, **96**, 956.
61. W. Danikiewicz and M. Mąkosza, *J. Org. Chem.*, 1991, **56**, 1283.
62. M. Mąkosza and K. Wojciechowski, in 'Nucleophilic Substitution of Hydrogen - an Efficient Tool in Synthesis of Heterocyclic Compounds', ed. by O. Attanasi, Rome, 2011.
63. N. Moskalev, M. Barbasiewicz, and M. Mąkosza, *Tetrahedron*, 2004, **60**, 347.
64. M. Sulur, P. Sharma, R. Ramakrishnan, R. Naidu, E. Merifield, D. M. Gill, A. M. Clarke, C. Thomson, M. Butters, S. Bachu, C. H. Benison, N. Dokka, E. R. Fong, D. R. J. Hose, G. P. Howell, S. E. Mobberley, S. C. Morton, A. K. Mullen, J. Rapai, and B. Tejas, *Org. Proc. Res. Dev.*, 2012, **16**, 1746.

65. N. Moskalev and M. Małosza, *Heterocycles*, 2000, **52**, 533.
66. K. Wojciechowski and M. Małosza, *Tetrahedron Lett.*, 1984, **25**, 4793.
67. G. N. Walker, *J. Am. Chem. Soc.*, 1955, **77**, 3844.
68. O. Khmour, A. Ouyang, and E. B. Skibo, *J. Org. Chem.*, 2006, **71**, 5855.
69. M. S. C. Pedras, Q.-A. Zheng, and R. S. Gadagi, *Chem. Commun.*, 2007, 368.
70. H. Yamagishi, K. Matsumoto, K. Iwasaki, T. Miyazaki, S. Yokoshima, H. Tokuyama, and T. Fukuyama, *Org. Lett.*, 2008, **10**, 2369.
71. M. Jeanty, F. Suzenet, and G. Guillaumet, *J. Org. Chem.*, 2008, **73**, 7390.
72. G. Groszek, M. Bednarski, M. Dybala, and B. Filipek, *Eur. J. Med. Chem.*, 2009, **44**, 809.
73. K. Yoshikawa, A. Yokomizo, H. Naito, N. Hagiroya, S. Kobayashi, T. Yoshino, T. Nagata, A. Mochizuki, K. Osanai, K. Watanabe, H. Kanno, and T. Ohta, *Bioorg. Med. Chem.*, 2009, **17**, 8206.
74. M. Jeanty, F. Suzenet, P. Delagrange, O. Nosjean, J. A. Boutin, D. H. Caignard, and G. Guillaumet, *Bioorg. Med. Chem. Lett.*, 2011, **21**, 2316.
75. G. Iakobson, M. Posta, and P. Beier, *Synlett*, 2013, **24**, 855.
76. Z. Wróbel and M. Małosza, *Synlett*, 1993, 597.
77. Z. Wróbel, *Tetrahedron*, 1998, **54**, 2607.
78. S. R. Banini, M. R. Turner, M. M. Cummings, and B. C. G. Söderberg, *Tetrahedron*, 2011, **67**, 3603.
79. B. C. G. Söderberg, S. R. Banini, M. R. Turner, A. R. Minter, and A. K. Arrington, *Synthesis*, 2008, 903.
80. Z. Wróbel and M. Małosza, *Tetrahedron*, 1993, **49**, 5315.
81. R. Bujok, Z. Wróbel, and K. Wojciechowski, *Synlett*, 2012, **23**, 1315.
82. K. Wojciechowski and M. Małosza, *Synthesis*, 1986, 651.
83. K. Wojciechowski and M. Małosza, *Bull. Soc. Chim. Belg.*, 1986, **95**, 671.
84. M. Małosza, T. Glinka, and J. Kinowski, *Tetrahedron*, 1984, **40**, 1863.
85. R. C. Bernotas, S. A. Antane, S. E. Lenicek, S. N. Haydar, A. J. Robichaud, B. L. Harrison, G. M. Zhang, D. Smith, J. Coupet, and L. E. Schechter, *Bioorg. Med. Chem. Lett.*, 2009, **19**, 6935.
86. G. D. Heffernan, R. D. Coghlan, E. S. Manas, R. E. McDevitt, Y. Li, P. E. Mahaney, A. J. Robichaud, C. Huselton, P. Alfinito, J. A. Bray, S. A. Cosmi, G. H. Johnston, T. Kenney, E. Koury, R. C. Winneker, D. C. Deecher, and E. J. Trybulski, *Bioorg. Med. Chem.*, 2009, **17**, 7802.
87. R. C. Bernotas, S. Antane, R. Shenoy, V.-D. Le, P. Chen, B. L. Harrison, A. J. Robichaud, G. M. Zhang, D. Smith, and L. E. Schechter, *Bioorg. Med. Chem. Lett.*, 2010, **20**, 1657.
88. A. Korda and Z. Wróbel, *Synlett*, 2003, 1465.

89. M. Platon, R. Amardeil, L. Djakovitch, and J.-C. Hierso, *Chem. Soc. Rev.*, 2012, **41**, 3929.
90. G. R. Humphrey and J. T. Kuethe, *Chem. Rev.*, 2006, **106**, 2875.
91. R. Vicente, *Org. Biomol. Chem.*, 2011, **9**, 6469.
92. D. F. Taber and P. K. Tirunahari, *Tetrahedron*, 2011, **67**, 7195.
93. C. E. Garrett and K. Prasad, *Adv. Synth. Catal.*, 2004, **346**, 889.
94. M. Kawase, Y. Miyake, T. Sakamoto, M. Shimada, and Y. Kikugawa, *Tetrahedron*, 1989, **45**, 1653.
95. Z. Wróbel, *Synlett*, 2004, 1929.
96. R. Bujok, A. Kwast, P. Cmoch, and Z. Wróbel, *Tetrahedron*, 2010, **66**, 698.
97. M. Bobin, A. Kwast, and Z. Wróbel, *Tetrahedron*, 2007, **63**, 11048.
98. M. Rahimizadeh, M. Pordel, M. Bakavoli, H. Eshghi, and A. Shiri, *Mendeleev Comm.*, 2009, **19**, 161.
99. M. Rahimizadeh, M. Pordel, M. Ranaei, and M. Bakavoli, *J. Heterocycl. Chem.*, 2012, **49**, 208.
100. R. Bujok, A. Trawczyński, Z. Wróbel, and K. Wojciechowski, *Synlett*, 2012, **23**, 2682.
101. A. Trawczyński, R. Bujok, Z. Wróbel, and K. Wojciechowski, *Beilstein J. Org. Chem.*, 2013, **9**, 934.
102. Z. Wróbel, K. Wojciechowski, A. Kwast, and N. Gajda, *Synlett*, 2010, 2435.
103. A. Cimmino, A. Evidente, V. Mathieu, A. Andolfi, F. Lefranc, A. Kornienko, and R. Kiss, *Nat. Prod. Rep.*, 2012, **29**, 487.
104. U. Beifuss and M. Tietze, *Top. Curr. Chem.*, 2005, **244**, 77.
105. J. B. Laursen and J. Nielsen, *Chem. Rev.*, 2004, **104**, 1663.
106. R. Bujok, M. Więclaw, Z. Wróbel, and K. Wojciechowski, *Monatsh. Chem.*, submitted.
107. M. Królikiewicz, P. Cmoch, and Z. Wróbel, *Synlett*, 2013, **24**, 973.



Mieczysław Mąkosza, born in 1934 in Poland, received his MSc degree from the University of Leningrad, USSR, in 1956, his PhD degree in 1963 from the Technical University, Warsaw, and his DSc degree (habilitation) in 1967. Since 1979 till retirement in 2004 he has been Director of the Institute of Organic Chemistry, Polish Academy of Sciences, in Warsaw. He is a member of the Polish Academy of Sciences, German Academy Leopoldina, Academia Europaea, doctor honoris causa universities in the United States, Russia, France and Poland, the recipient of numerous awards (Alexander von Humboldt Research Award, State Prize, Polish Science Foundation Award, etc.), and Visiting Professor in France, Germany, Spain, and the United States. His main scientific interests include the methodology of organic synthesis, phase-transfer catalysis, reactions of carbanions and halocarbenes in two-phase systems, nucleophilic aromatic substitution of heterocycles, etc.



Krzysztof Wojciechowski, born in Warszawa in 1950, received his M.Sc. degree in 1974 and his Ph.D. degree in 1980 from Technical University, Warsaw (with Professor M. Mąkosza). In 1982 he was a postdoctoral fellow with Professor M. J. O'Donnell at IUPUI (Indianapolis, IN) and in 1992 a JSPS fellow with Professor Yoshihiko Ito (Kyoto University, Japan). Since 1979 he has been a research associate at the Institute of Organic Chemistry, Polish Academy of Sciences. In 1993 he completed his habilitation on the generation and reactions of aza-*o*-xylylenes, and since 2002 he has been Professor at his mother Institute. He was a guest professor at the Universite de Pau et des Pays de l'Adour (France). Since 2003 he has been Associate Editor for *Synthetic Communications*. His research focuses on heterocyclic chemistry.