

HETEROCYCLES, Vol. 95, No. 1, 2017, pp. 167-171. © 2017 The Japan Institute of Heterocyclic Chemistry
Received, 28th August, 2016, Accepted, 14th October, 2016, Published online, 28th November, 2016
DOI: 10.3987/COM-16-S(S)46

EFFICIENT D-FRUCTOPYRANOSYLATION METHOD CATALYZED BY SCANDIUM TRIFLATE AND PREPARATION OF NEW SUCROSE ANALOGS[†]

Takashi Yamanoi*,¹ Takanori Saitoh,² Yoshiki Oda,³ Noriko Misawa,⁴ Mikio Watanabe,⁴ Junko Ishikawa,¹ and Akihiko Koizumi¹

¹Faculty of Pharmaceutical Sciences, Josai University, 1-1 Keyakidai, Sakado, Saitama 350-0295, Japan; ²Department of Life Science and Green Chemistry, Saitama Institute of Technology, 1690 Fusaiji, Fukaya, Saitama 369-0293, Japan; ³Technology Joint Management Office, Tokai University, 4-1-1 Kitakaname, Hiratsuka, Kanagawa 259-1292, Japan; ⁴Department of Chemistry, School of Science, Tokai University, 4-1-1 Kitakaname, Hiratsuka, Kanagawa 259-1292, Japan

[†]Dedicated to Professor Dr. Masakatsu Shibasaki's 70th birthday

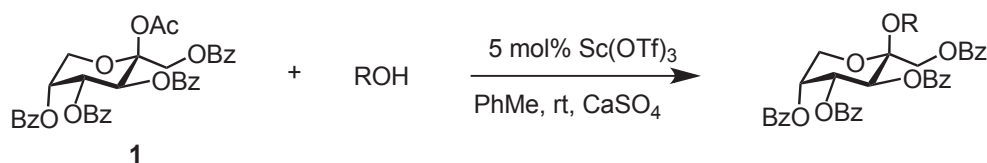
Abstract – We successfully established a highly efficient β -fructopyranosylation method that used a fully benzoylated β -D-fructopyranosyl acetate as the glycosyl donor and $\text{Sc}(\text{OTf})_3$ as the catalytic activator. The syntheses of non-reducing disaccharide units as new sucrose analogs were achieved based on the β -fructopyranosylation reaction of 1-hydroxy group of glucose derivatives.

D-Fructose is abundant in nature, and fructose-containing sugars are expected to have several outstanding properties such as sweetness, non-cariogenicity, and low digestivity.¹ The development of novel fructosides possessing such unique properties can significantly contribute to food science. Considerable attention has been paid to the sucrose analogs comprising a D-fructose moiety, which are categorized as non-reducing disaccharides. Some sucrose analogs having a D-fructofuranose moiety, i.e., D-aldopyranosyl-(1 \rightarrow 2)-D-fructofuranosides, have been prepared using chemical synthetic or enzymatic approaches.² However, to the best of our knowledge, there has been only one report on the synthesis of the sucrose analog having a D-fructopyranose moiety, though a few D-fructopyranosylation reactions have been recently reported.³

We have recently reported a highly efficient D-fructofuranosylation method that used a fully benzoylated or benzylated D-fructofuranosyl acetate as the glycosyl donor and scandium triflate [Sc(OTf)₃] as the catalytic activator.⁴ The fructofuranosylation method successfully achieved the syntheses of several non-reducing disaccharides of the sucrose analogs, i.e., D-aldopyranosyl-(1→2)-D-fructofuranosides. Our attention was then directed toward developing the D-fructopyranosylation reaction which enabled us to prepare the non-reducing disaccharides containing a D-fructopyranose moiety as new sucrose analogs.

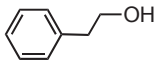
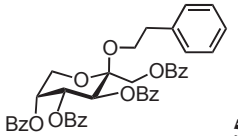
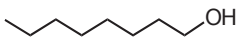
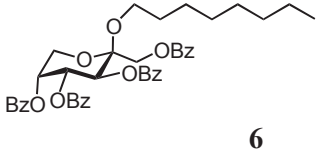
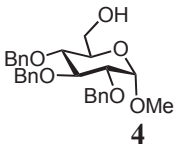
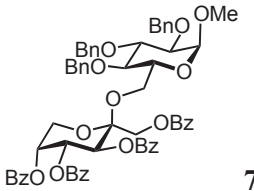
In this study, we describe the application of our fructofuranosylation method to the D-fructopyranosylation strategy and the syntheses of non-reducing disaccharides containing a D-fructopyranose moiety as new sucrose analogs based on the D-fructopyranosylation reaction of 1-hydroxy group of glucose derivatives.

First, the preparation of the glycosyl donor 1,3,4,5-tetra-*O*-benzoyl-D-fructopyranosyl acetate (**1**) was attempted according to our reported method for acetylating the anomeric hydroxyl function of ketoses.⁵ Compound **1** was obtained in 88% yield with a β-stereoselectivity via the acetylation of 1,3,4,5-tetra-*O*-benzoyl-D-fructopyranose⁶ using *n*-butyllithium and acetic anhydride in tetrahydrofuran at -78 °C.



Scheme 1

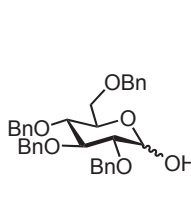
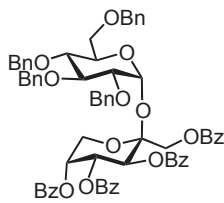
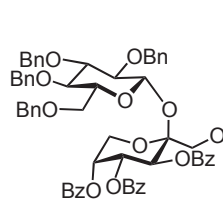
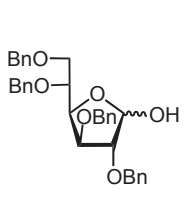
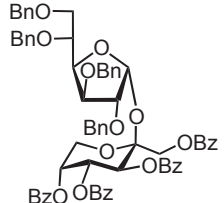
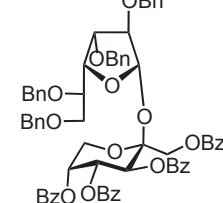
Table 1. D-Fructopyranosylation reactions with **1** of **2–4**

Entry ^{a)}	Alcohol acceptor	Product ^{b)}	Yield/%	Chemical shift of C-2/ppm ^{c)}
1			85	99.2
2			76	99.3
3			55	99.4

a) Reaction conditions: Molar ratio: donor/acceptor/Sc(OTf)₃ = 1/1/0.05, reaction time = 2 h (Entry 1); 3 h (Entry 2); 1 h (Entry 3), and temperature = rt. b) Only β-anomer was formed. c) The ¹³C NMR chemical shifts of C-2 of the fructopyranose moieties were reported in the range of 99 - 102 ppm. See. Ref. 3b.

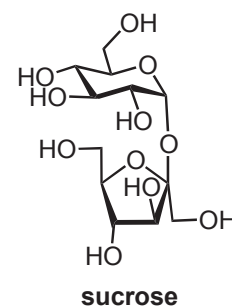
Next, the D-fructopyranosylation reactions between **1** and several alcohols were investigated using Sc(OTf)₃ as the activator, as shown in Scheme 1. The alcohols utilized as the glycosyl acceptors were phenethyl alcohol (**2**), *n*-octanol (**3**), and sugar alcohol (**4**). The reactions of **1** with **2** – **4** were examined under the same reaction conditions as we previously reported.⁴ The fructopyranosylation reactions smoothly proceeded under the reaction conditions using 5 mol% Sc(OTf)₃ in toluene at room temperature, and the corresponding β-fructopyranosides **5** – **7** were stereoselectively produced in the range of 55% – 85% yield. These results are summarized in Table 1.⁷ The β-stereochemistry of the fructopyranosidic linkages was determined by the nuclear Overhauser effect interaction between H-1 and H-3 on the fructopyranosyl moiety. The high β-stereoselectivity of the reaction could be explained by the anomeric effect and the equatorial orientation of the benzoyloxymethyl group at C-2. Table 1 also shows the ¹³C NMR chemical shifts of C-2 of the fructopyranose moieties of compounds **5** - **7**. We confirmed that these ¹³C NMR data agreed with the reported data of similar β-D-fructopyranosyl compounds.^{3b} Thus, we demonstrated that our D-fructofuranosylation method could be applied to the syntheses of D-fructopyranosides.

Table 2. Syntheses of non-reducing disaccharides by D-fructopyranosylation reaction with **1** of **8** (or **9**)

Entry ^{a)}	Acceptor	Product ^{c)} [isomer ratio]	Yield/%		Chemical shift/ppm	
					C-2 of fructose	H-1 of glucose (<i>J</i> /Hz)
1	 8	 10 (15)	 11 (26)	10 : 101.2 ^{d)}	5.50 (d, 3.4) ^{d)}	
						11 : 101.1
		[37:63]				
2	 9	 12 (18)	 13 (14)	12 : 100.3	5.73 (d, 3.6)	
						13 : 100.6
		[55:45]				
3 ^{b)}	9	12 (27)	13 (26)	-	-	
		[52:48]				

a) Reaction conditions: Molar ratio: donor/acceptor/Sc(OTf)₃ = 1/1/0.05, reaction time = 1 h (Entry 1); 4 h (Entry 2); overnight (Entry 3), and temperature = rt. b) Molar ratio: donor/acceptor/Sc(OTf)₃ = 1/2/0.05. c) Isolated yield. Only β-fructopyranosyl linkage was formed. d) The reported values were 101.3 and 5.51 (d, 3.3). See. Ref. 3b.

Next, to prepare two kinds of non-reducing disaccharide units as sucrose analogs, we investigated the D-fructopyranosylation reaction with **1** of the glucose derivatives 2,3,4,6-tetra-*O*-benzyl-D-glucopyranose (**8**) and 2,3,5,6-tetra-*O*-benzyl-D-glucofuranose (**9**).⁸ The reaction of **1** with **8** under similar reaction conditions using 5 mol% Sc(OTf)₃ yielded the non-reducing disaccharide with the two isomers **10** and **11** in 15% and 26% yields, respectively. The total yield was 41%. Similarly, the reaction of **1** with **9** afforded the non-reducing disaccharide with the two isomers (**12** and **13**) in 18% and 14% yields, respectively (total yield: 32%), whereas the reaction with two equivalents of **9** afforded **12** and **13** in 27% and 26% yields, respectively (total yield: 53%). These results are summarized in Table 2. In these isomers, both α - and β -glucosidic linkages were formed although all of their fructopyranosidic linkages were only the β -form. The stereospecific formation of these glucosidic linkages seemed to depend on the anomer ratios of the glucose derivatives **8** and **9**.⁹ The structures of the sucrose analogs (**10** and **12**) are very interesting compared with the structure of the natural sucrose molecule. While the natural sucrose molecule has a fructose moiety of the five-membered furanose ring, compound **10**^{3b} has a fructose moiety of the six-membered pyranose ring. Compound **12** has a six-membered fructopyranose ring and a five-membered glucofuranose ring, indicating that the ring sizes are reversed between the fructose and glucose of the natural sucrose. Compounds **12** and **13** were novel. Thus, we succeeded in synthesizing the two kinds of non-reducing disaccharide as sucrose analogs using the β -fructopyranosylation reaction with **8** and **9**.



In summary, we established a β -fructopyranosylation protocol that used a fully benzoylated D-fructopyranosyl acetate as the glycosyl donor and Sc(OTf)₃ as the activator and successfully demonstrated the syntheses of two kinds of non-reducing disaccharide units as sucrose analogs based on the β -fructopyranosylation strategy.

REFERENCES AND NOTES

1. For example: (a) A. Cardelle-Cobas, N. Corzo, A. Olano, C. Peláez, T. Requena, and M. Ávila, *Int. J. Food Microbiol.*, 2011, **149**, 81; (b) H. Okada, N. Kawazoe, A. Yamamori, S. Onodera, M. Kikuchi, and N. Shiomi, *J. Appl. Glycosci.*, 2008, **55**, 179; (c) H. Okada, E. Fukushi, A. Yamamori, N. Kawazoe, S. Onodera, J. Kawabata, and N. Shiomi, *Carbohydr. Res.*, 2010, **345**, 414.
2. (a) A. Ueda, T. Yamashita, and J. Uenishi, *Heterocycles*, 2010, **81**, 1711; (b) J. Seibel, R. Moraru, S. Götze, K. Buchholz, S. Na'amnieh, A. Pawlowski, and H.-J. Hecht, *Carbohydr. Res.*, 2006, **341**, 2335; (c) J. Seibel, R. Moraru, and S. Götze, *Tetrahedron*, 2005, **61**, 7081; (d) B. Yu and Y. Z. Hui, *Chinese Chem. Lett.*, 1993, **4**, 285.
3. (a) F. Lin, Q. Xu, R. Lu, and L. Yue, *Tetrahedron Lett.*, 2014, **55**, 98; (b) F. Lin, G. Lian, Q. Xu, and

- X. Zhu, *Tetrahedron*, 2013, **69**, 1128; (c) E. Kaji, E. Kurimoto, R. Saiga, A. Matsuura, K. Harada, and T. Nishino, *Heterocycles*, 2005, **66**, 453.
- (a) T. Yamanoi, N. Misawa, S. Matsuda, M. Watanabe, and Y. Oda, *Heterocycles*, 2012, **86**, 919; (b) T. Yamanoi, N. Misawa, and M. Watanabe, *Tetrahedron Lett.*, 2007, **48**, 6458.
 - T. Yamanoi, Y. Oda, S. Matsuda, I. Yamazaki, K. Matsumura, K. Katsuraya, M. Watanabe, and T. Inazu, *Tetrahedron*, 2006, **62**, 10383.
 - A. Bouali, G. Descotes, D. F. Ewing, A. Grouiller, J. Lefkidou, A.-D. Lespinasse, and G. Mackenzie, *J. Carbohydr. Chem.*, 1992, **11**, 159.
 - A typical fructopyranosylation procedure: To a stirred suspension of Sc(OTf)₃ (2.4 mg, 0.005 mmol) and **2** (12 μ L, 0.1 mmol) in toluene (3 mL), **1** (62 mg, 0.1 mmol) was added in the presence of anhydrous CaSO₄ (approximately 100 mg) under an Ar atmosphere and stirred for 1.5 h. The reaction was subsequently quenched by adding a saturated aqueous NaHCO₃ solution (5 mL). The reaction mixture was extracted with EtOAc, and the organic layer was washed with water and a saturated aqueous NaCl solution. After the organic layer was dried over anhydrous Na₂SO₄, the solvent was evaporated under reduced pressure. The crude product was purified using a preparative silica gel TLC (PTLC; EtOAc/hexane = 1/2) to yield **5** (58 mg, 85%) as amorphous. ¹H NMR (600 MHz, CDCl₃): δ 3.01-3.06 (2H, m, CH₂Ph), 3.40 (1H, d, J = 13.1 Hz, H_{a-6}), 3.81 (1H, d, J = 13.1 Hz, H_{b-6}), 3.90-3.93 (2H, m, CH₂CH₂Ph), 4.24 (1H, d, J = 11.7 Hz, H_{a-1}), 4.77 (1H, d, J = 11.7 Hz, H_{b-1}), 5.55 (1H, d, m, H-5), 5.86 (1H, dd, J = 3.4 Hz, 10.3 Hz, H-4), 6.27 (1H, d, J = 10.3 Hz, H-3), 7.09-7.90 (25H, m, Ph). ¹³C NMR (150 MHz, CDCl₃): δ 36.3 (CH₂Ph), 61.6 (C-1), 62.7 (CH₂CH₂Ph), 62.9 (C-6), 68.4 (C-3), 69.2 (C-4), 70.0 (C-5), 99.2 (C-2), 126.2-138.7 (Ph), 165.3-165.4 (C=O). HRMS (ESI): m/z calcd for C₄₂H₃₆O₁₀·Na⁺: 723.2201; found: 723.2170. [α]_D²⁵ -163 (c 2.9, CHCl₃).
 - Compound **9** was readily obtained in 83% yield from the corresponding methyl 2,3,5,6-tetra-*O*-benzyl-D-glucofuranoside via acidic hydrolysis using 3 M HCl-THF. The preparation of methyl 2,3,5,6-tetra-*O*-benzyl-D-glucofuranoside is explained in the following study: S. Ghorai, R. Mukhopadhyay, A. P. Kundu, and A. Bhattacharjya, *Tetrahedron*, 2005, **61**, 2999.
 - The ¹H NMR spectrum showed that the α/β anomer ratio of compound **9** in CDCl₃ was 42/58. We have reported the α/β anomer ratio of compound **8** in solution and already discussed the influence to the non-reducing disaccharide synthesis based on the glycosylation reaction. See: T. Yamanoi, R. Inoue, S. Matsuda, K. Katsuraya, and K. Hamasaki, *Tetrahedron: Asymmetry*, 2006, **17**, 2914.