

Supporting Information

ISOCOUMARINS FROM THE FERMENTATION PRODUCTS OF ENTOPHYTIC FUNGUS *Aspergillus versicolor* AND THEIR ANTI-TOBACCO MOSAIC VIRUS ACTIVITIES

**Gang Du,¹ Zhong-Cheng Wang,¹ Hong-Mei Yang,¹ Jie Lou,¹
Hai-Ying Yang,¹ Min Zhou,¹ Yan-Qing Ye,¹ Xue-Mei Li,^{2,*} and
Qiu-Fen Hu,^{1,*}**

¹ Key Laboratory of Chemistry in Ethnic Medicinal Resources, State Ethnic Affairs Commission & Ministry of Education, Yunnan Minzu University, Kunming 650031, P. R. China; ² Research and Development of Center, China Tobacco Yunnan Industrial Co., Ltd., Kunming 650231, P.R. China; E-mail: xmlikm@126.com; huqiufena@aliyun.com

Contents of Supporting Information

No.	Contents:	Pages:
Figure S1-S2	¹³ C NMR and ¹ H NMR spectra of 6,7-dimethoxy-3-methyl-5-(3-methylbut-2- enyl)-1 <i>H</i> -isochromene (1)	3-4
Figure S3-S4	¹³ C NMR and ¹ H NMR spectra of 7-methoxy-3-methyl-5-(3-methylbut-2-enyl)- 1 <i>H</i> -isochromen-6-ol (2)	5-6
Figure S5-S6	¹³ C NMR and ¹ H NMR spectra of 3-methyl-5-(3-methylbut-2-enyl)- 1 <i>H</i> -isochromen-6-ol (3)	7-8
Figure 7	Morphological characteristics of <i>Paris polyphylla smith</i> endophytic fungi YNCA1066	9

Figure S1 ^{13}C NMR spectrum of 6,7-dimethoxy-3-methyl-5-(3-methylbut-2-enyl)-1*H*-isochromene (1)

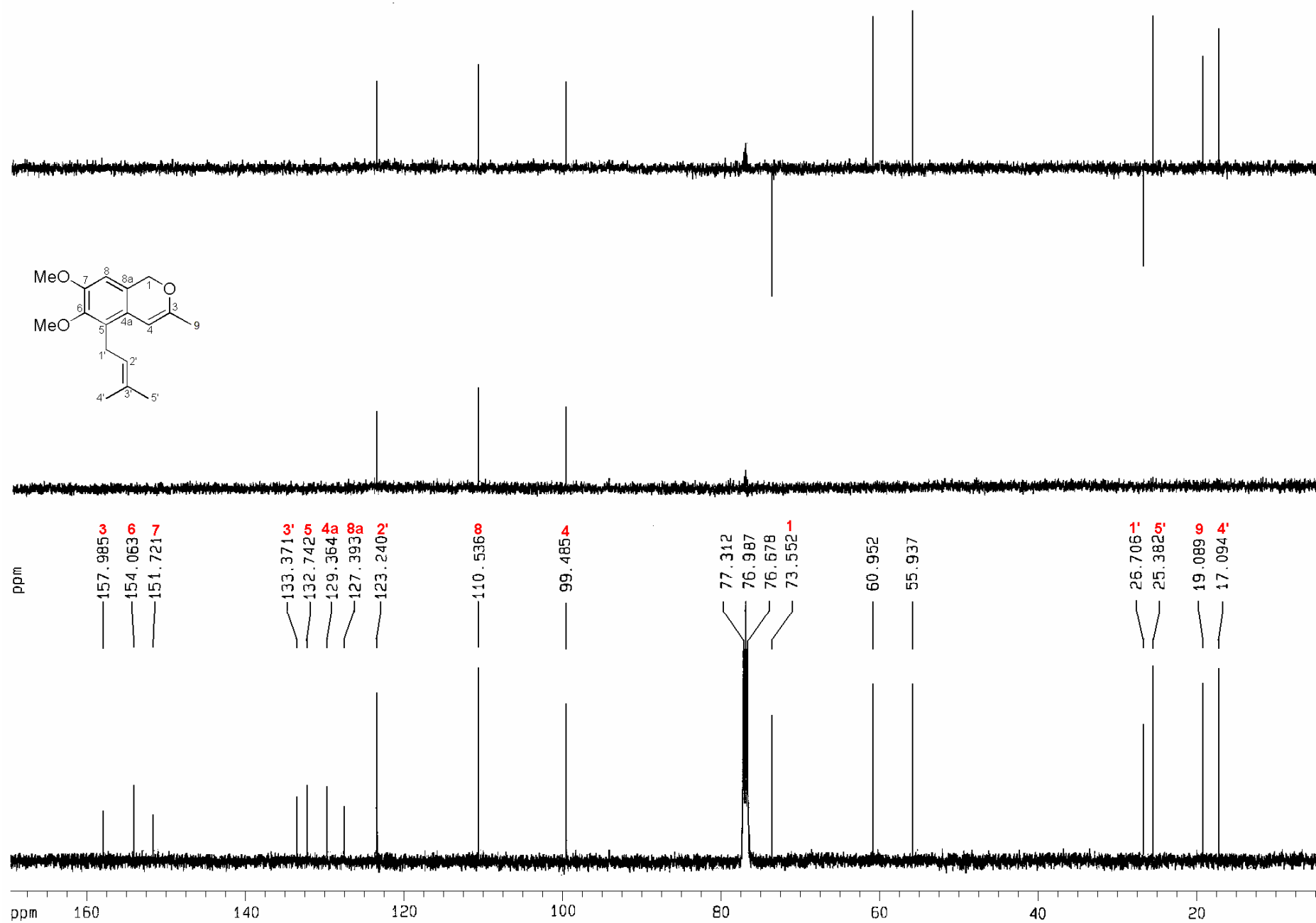


Figure S2 ^1H NMR spectrum of 6,7-dimethoxy-3-methyl-5-(3-methylbut-2-enyl)-1*H*-isochromene (**1**)

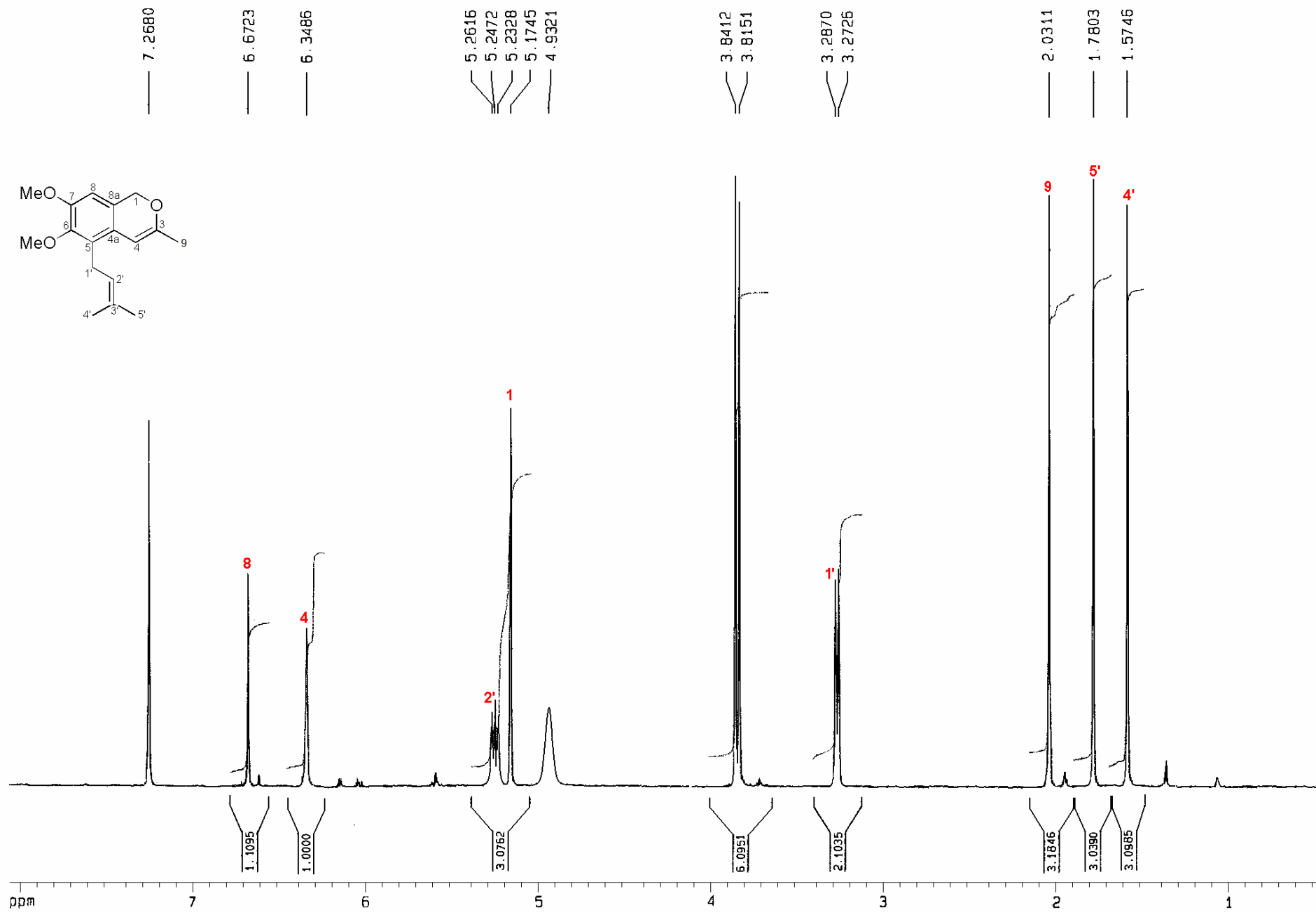


Figure S3 ^{13}C NMR spectrum of 7-methoxy-3-methyl-5-(3-methylbut-2-enyl)-1*H*-isochromen-6-ol (**2**)

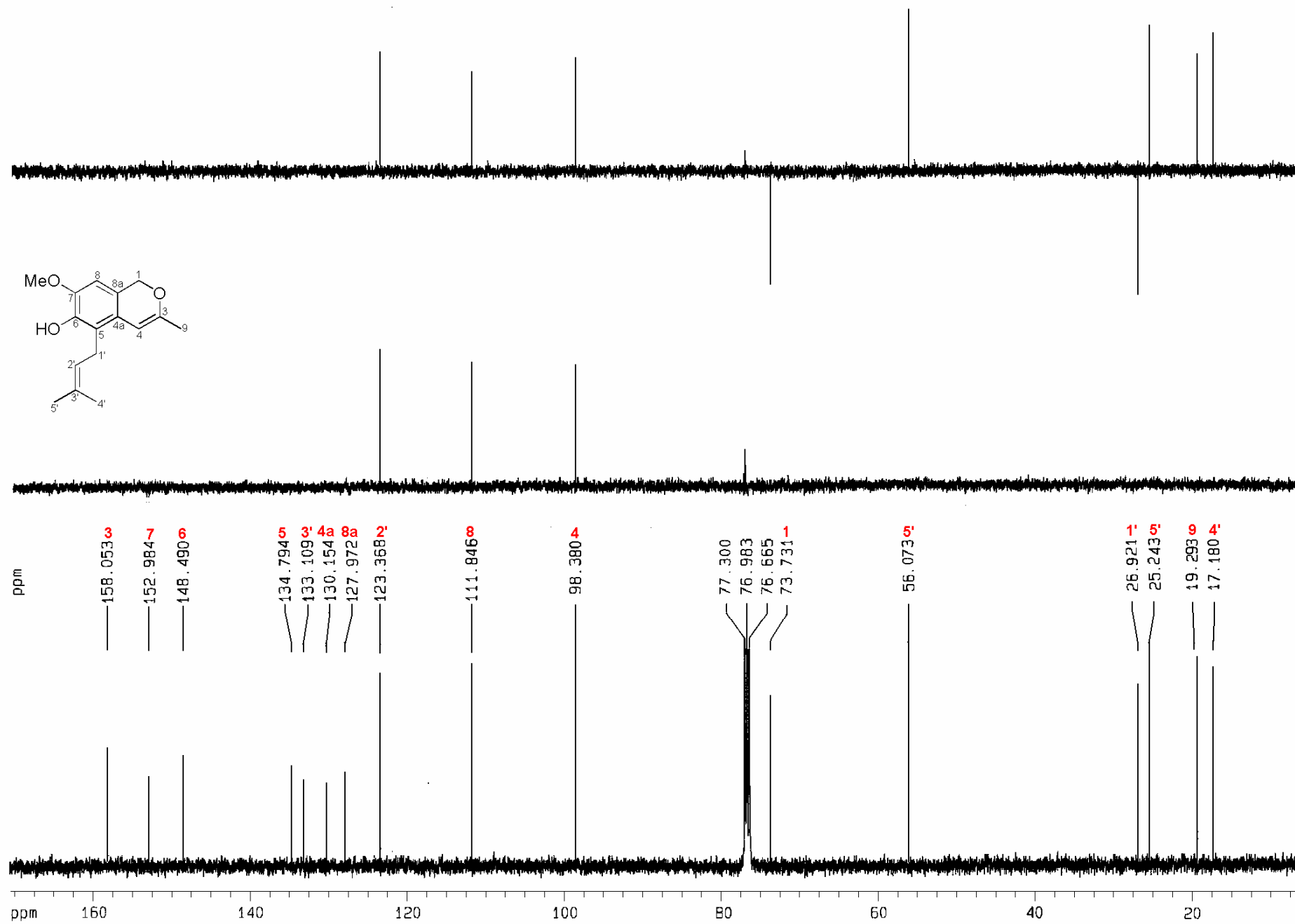


Figure S4 ¹H NMR spectrum of 7-methoxy-3-methyl-5-(3-methylbut-2-enyl)-1*H*-isochromen-6-ol (2)

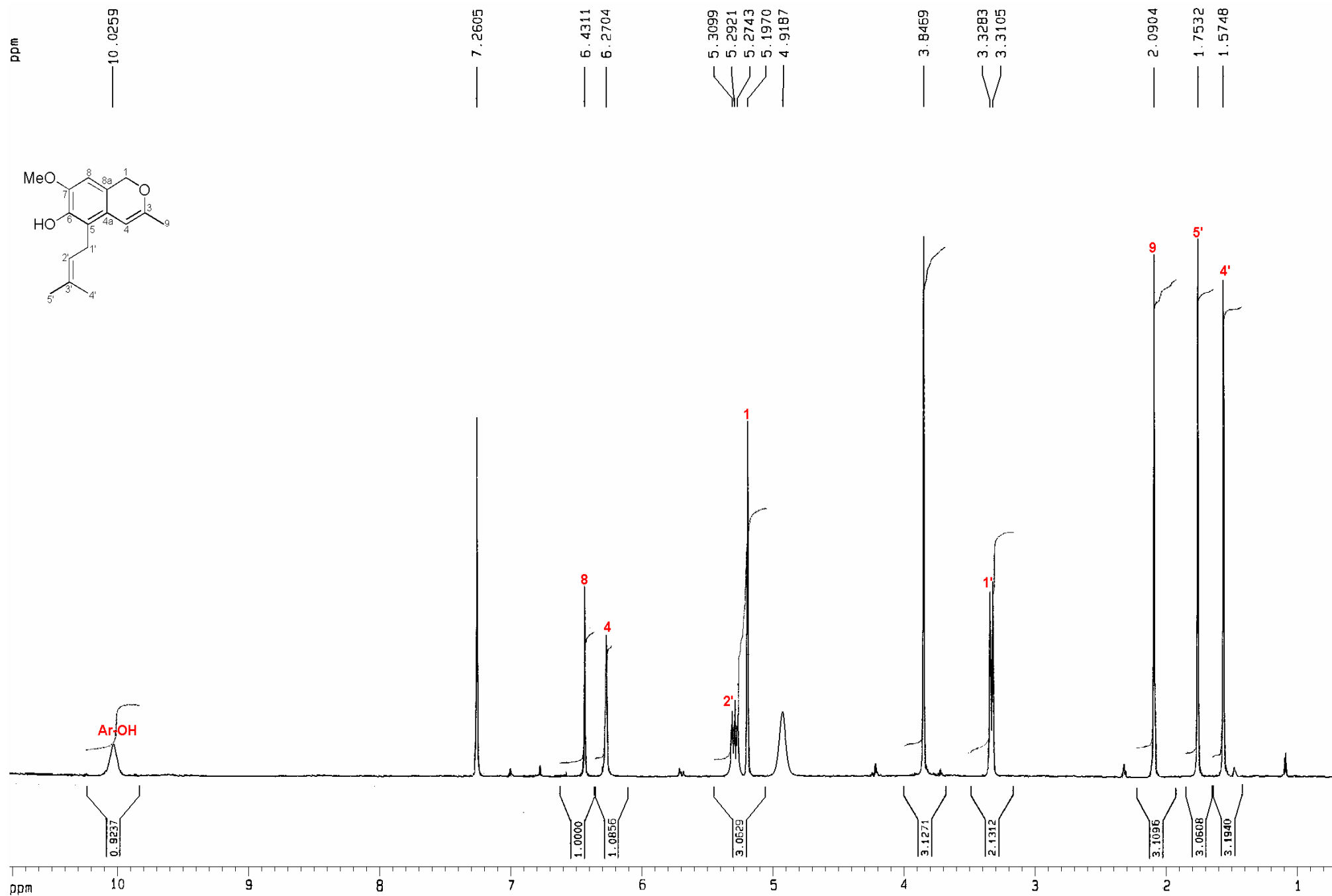


Figure S5 ^{13}C NMR spectrum 3-methyl-5-(3-methylbut-2-enyl)-1*H*-isochromen-6-ol (**3**)

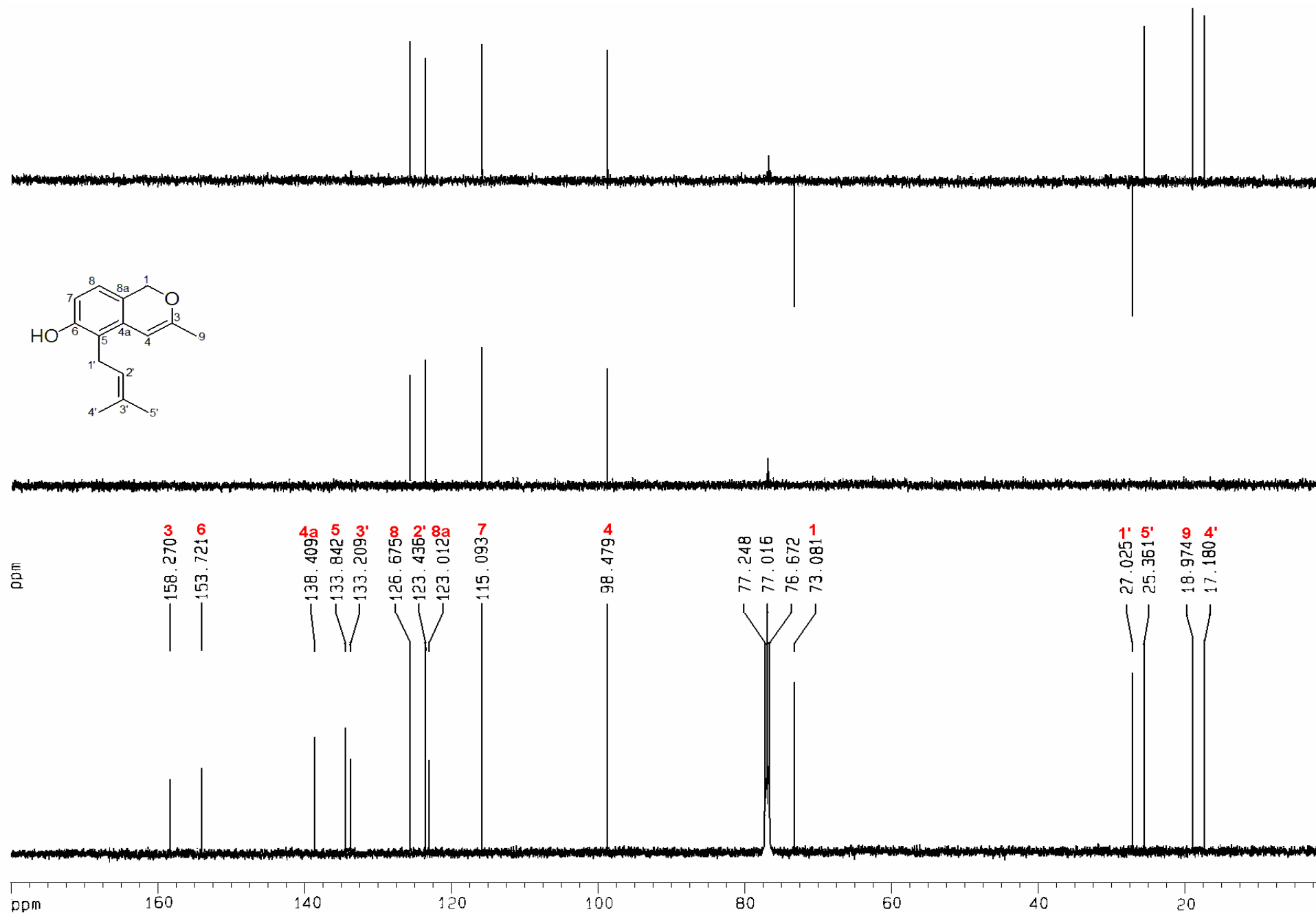


Figure S6 ¹H NMR spectrum 3-methyl-5-(3-methylbut-2-enyl)-1*H*-isochromen-6-ol (**3**)

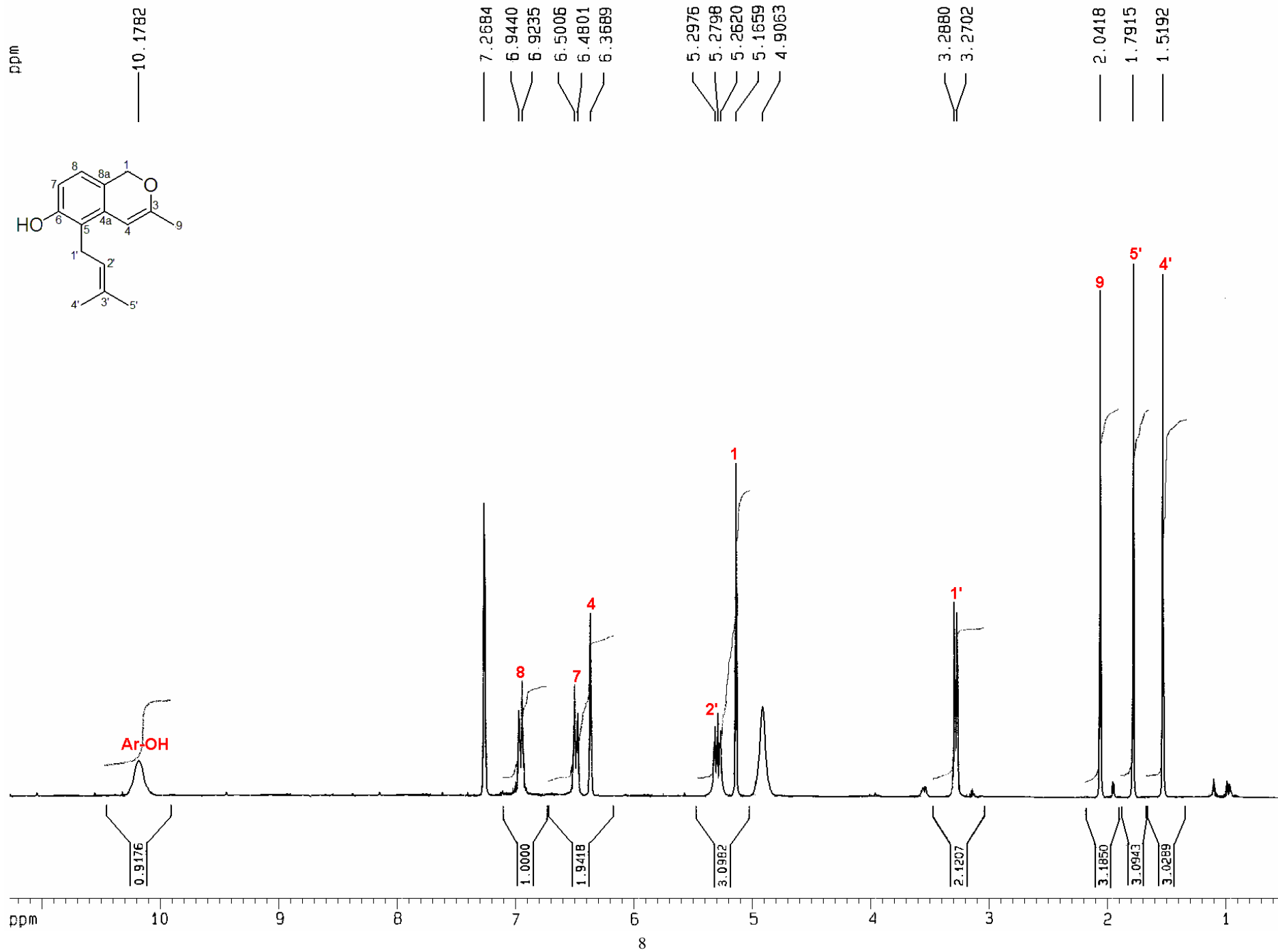
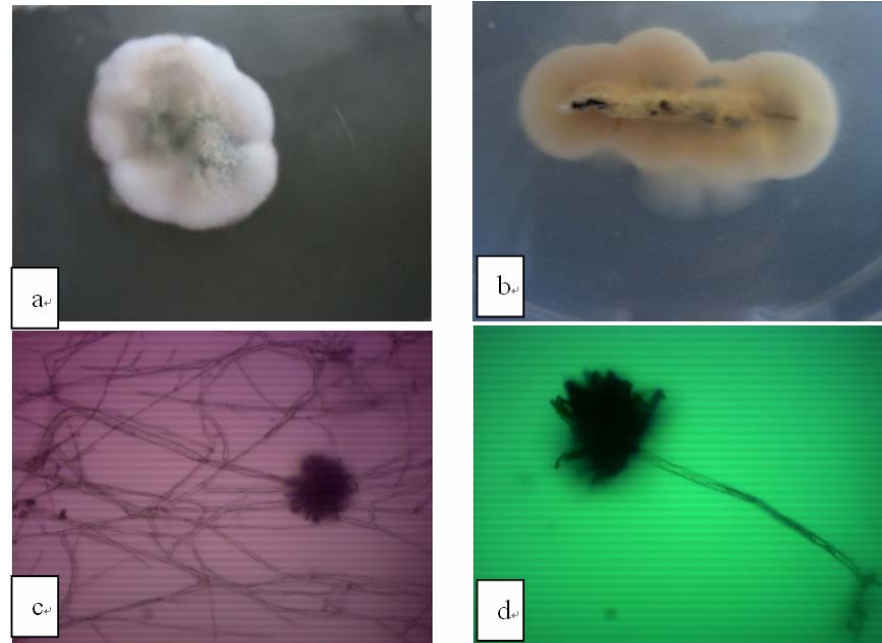


Figure 7. Morphological characteristics of *Paris polyphylla smith* endophytic fungi YNCA1066



ITS :

1066 (552bp)

```
GCGTCAGTGAAGTGCAGGAGGTCATTACCGAGTGCAGGCTGCCTCCGGGCGCCCAACCTCCCACCCGTGACTACCTAACACTGTTGCTTCGGCGGGAAGCCCTCTCGGGGGCGAGCCGCCGGGGACTACT  
GAACTTCATGCCTGAGAGTGATGCAGTCTGAGTCTGAATATAAAATCAGTCAAACTTTCAACAATGGATCTCTTGGTTCGGCATCGATGAAGAACGCAGCGAACTGCGATAAGTAATGTGAATTGCAG  
AATTCAGTGAATCATCGAGTCTTTGAACGCACATTGCGCCCCCTGGCATTCCGGGGGGCATGCCTGTCCGAGCGTCATTGCTGCCATCAAGCCCGGCTTGTGTGTTGGGTCGTCGTCACCCCGGGGGA  
CGGGCCCGAAAGGCAGCGGCGGCACCGTGTCCGGTCTCGAGCGCATGGGGCTTTGTCACCCGCTCGATTAGGGCCGGCCGGGCGCCAGCCGACGTCTCCAACCATTTTTTTCAGGTTGACCTCGGATCA  
GGTAGGATACCCGCTGAACTTAAGCATATCT
```