

HETEROCYCLES, Vol. 99, No. 2, 2019, pp. 989 - 1002. © 2019 The Japan Institute of Heterocyclic Chemistry
Received, 8th September, 2018, Accepted, 3rd October, 2018, Published online, 22nd November, 2018
DOI: 10.3987/COM-18-S(F)63

ENANTIOSELECTIVE SYNTHESIS OF 2,4,5-TRISUBSTITUTED TETRAHYDROPYRANS VIA PEPTIDE-CATALYZED MICHAEL ADDITION FOLLOWED BY KISHI'S REDUCTIVE CYCLIZATION

Atsushi Ueda,* Mei Higuchi, Tomohiro Umeno, and Masakazu Tanaka*

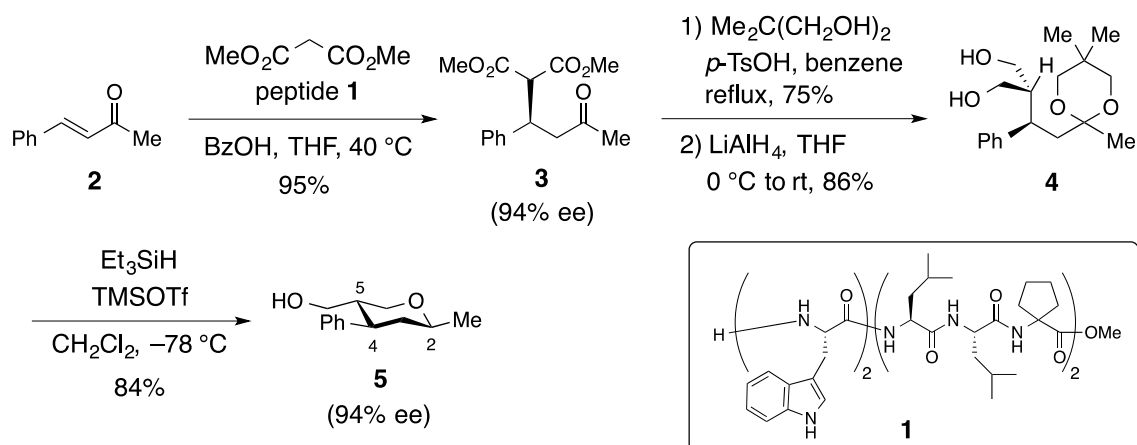
Graduate School of Biomedical Sciences, Nagasaki University, 1-14 Bunkyo-machi, Nagasaki 852-8521, Japan. E-mail: aueda@nagasaki-u.ac.jp (A. Ueda).

Abstract – An enantioselective synthesis of 2,4,5-trisubstituted tetrahydropyrans has been achieved in four steps from α,β -unsaturated ketones and dimethyl malonate by peptide-catalyzed asymmetric Michael addition and diastereoselective construction of tetrahydropyran rings by Kishi's reductive cyclization as key steps. A variety of α,β -unsaturated ketones were converted to the 1,4-products with high enantioselectivities (83–98% ee).

INTRODUCTION

A number of isolations as well as syntheses of biologically active natural products possessing tetrahydropyran (THP) rings were reported, for example, laulimalides,¹ bryostatins,² halichondrins,³ and so on. Therefore, there are many efforts at developing enantioselective synthesis of THP ring motifs.⁴ We recently reported an enantioselective synthesis of 2,4,5-trisubstituted THP **5**, which involves: (1) helical peptide **1**-catalyzed enantioselective Michael addition reaction of dimethyl malonate to enone **2** with 94% ee; (2) ketal protection of **3** with neopentyl glycol and subsequent reduction of ester moiety to give diol **4**; (3) Kishi's reductive cyclization⁵ using unprecedented prochiral 1,3-diol as a precursor to afford the desired THP **5** as a single diastereomer without loss of the enantiomeric purity (Scheme 1).⁶ It is important to note that two hydroxy groups in prochiral diol **4** were completely differentiated to create new stereogenic centers at C2 and C5 positions. This high diastereoselectivity could be derived from phenyl substituent at C4 position.⁷ Since peptides are promising organocatalyst to construct new stereogenic center with a broad scope of substrates,⁸ this four-step protocol to construct 2,4,5-trisubstituted THP motif could be applicable to various substrates. Herein, we report an enantioselective synthesis of 2,4,5-trisubstituted THPs.

This paper is dedicated to Professor Tohru Fukuyama on the occasion of his 70th birthday.



Scheme 1. Stereoselective construction of 2,4,5-trisubstituted THP **5**

RESULTS AND DISCUSSION

We first investigated the influence of substitution patterns on the R¹ phenyl ring for the peptide-catalyzed Michael reaction.² Both **6a** possessing an electron-withdrawing group and **6b** possessing an electron-donating group provided excellent enantioselectivities and yields (98% ee and 95% ee, Table 1, entries 1 and 2). 2-Furyl and 2-naphthyl derivatives were also suitable substrates for these peptide

Table 1. Substrate scope for the peptide-catalyzed Michael addition reaction

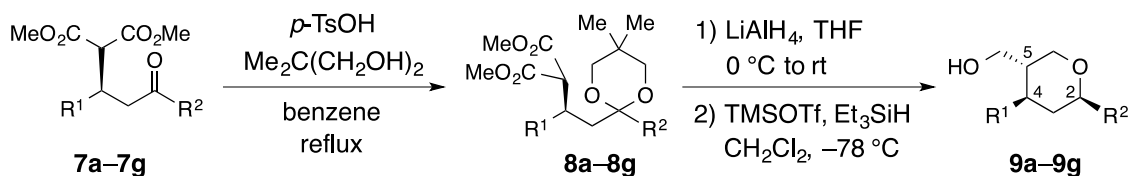
Entry ^a	SM	R ¹	R ²	Product	Yield (%)	ee (%)
1	6a		Me	7a	99	98
2	6b		Me	7b	94	95
3	6c		Me	7c	92	97
4	6d		Me	7d	80	96
5	6e		Me	7e	80	90
6	6f		Me	7f	74	83
7	6g	Ph	<i>n</i> -Pr	7g	67	97

^aDimethyl malonate (3 equiv), peptide **1** (20 mol%), and BzOH (20 mol%) were used in THF (0.4 M).

catalysis reactions (97% ee and 96% ee, entries 3 and 4). When the R¹ group is 2-phenylethyl or phenylethynyl group, slightly decreased enantioselectivities were observed (90% ee and 83% ee, entries 5 and 6). Since this is a first example of enantioselective 1,4-addition of malonate to enynone substrate, the absolute configuration of **7f** was determined after converting to **7e** by hydrogenation. *n*-Propyl group on the R² position caused moderate conversion along with recovery of the starting material, though 97% ee was obtained (entry 7).

Next, Michael adducts **7a–7g** were converted to the corresponding ketals **8a–8g** in 69–89% yields under the conditions described in Table 2. When *p*-TsOH was used as an acid catalyst for the reaction of **7c**, the desired product **8c** was obtained in only 32% yield due to the partial decomposition of the desired product under the reaction conditions. Therefore, PPTS was used instead of *p*-TsOH to achieve an optimal yield (89%, entry 3). After reduction of methyl ester moieties of **8a–8g** by lithium aluminium hydride, the resultant diol was subjected to Kishi's reductive cyclization conditions to provide the desired 2,4,5-trisubstituted THPs **9a–9g** in 72–87% yields with high diastereoselectivities. In the case of the reaction of **8f** to **9f**, poor diastereomeric ratio was obtained (dr = 1.4:1, entry 6).

Table 2. Synthesis of 2,4,5-trisubstituted THPs



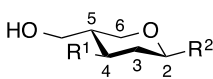
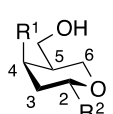
Entry	SM	R ¹	R ²	Product	Yield (%)	Product	Yield (%) ^a	dr ^b
1	7a		Me	8a	86	9a	87	>35:1
2	7b		Me	8b	76	9b	72	>30:1
3 ^c	7c		Me	8c	89	9c	85	>25:1
4	7d		Me	8d	73	9d	79	>25:1
5	7e		Me	8e	71	9e	81	>14:1
6	7f		Me	8f	71	9f	83 (85) ^d	1.4:1 (9:1) ^d
7	7g	Ph	<i>n</i> -Pr	8g	69	9g	80	>30:1

^aTwo-step yield. ^bDetermined by ¹H NMR. ^cPPTS (2 equiv) was used instead of *p*-TsOH.

^dValues in brackets were obtained when triphenylsilane was used instead of triethylsilane.

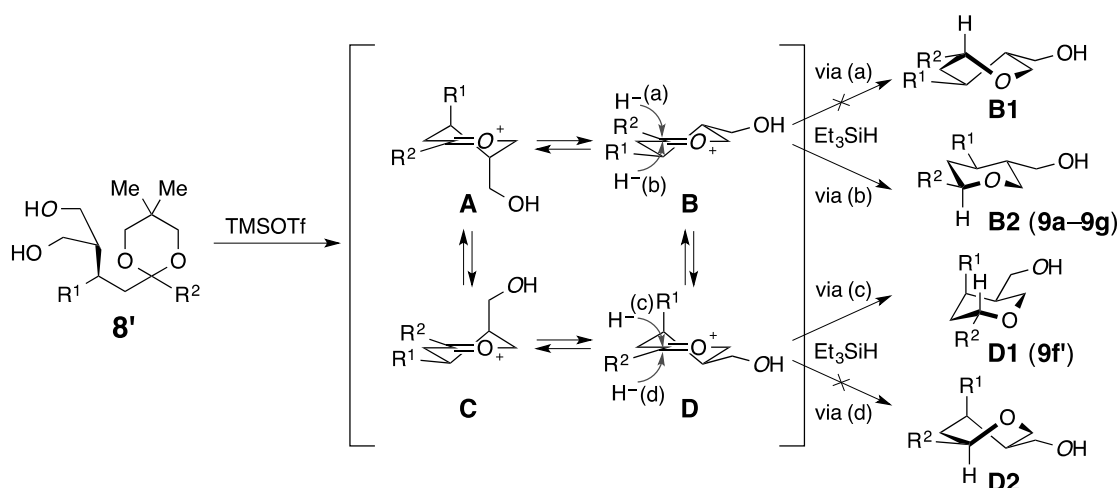
Stereochemical assignments of compounds **9a–9g** were performed by a comparison of 3J values of axial-axial couplings on the THP rings with those of compound **5**. Each 3J values of compounds **9a–9g** showed similar values (10.5~12.5 Hz) to compound **5**, which correspond to typical axial-axial coupling constants. Thus, three-substituent groups of compounds **9a–9g** were determined as all equatorial positions. On the other hand, a side-product **9f'** obtained from the reaction of **8f** to **9f** was identified as (*2R,4R,5S*)-diastereomer of **9f** (*2S,4R,5R*) by NOE difference experiments and coupling constants of ^1H NMR.¹⁰

Table 3. Selected 3J values (Hz) of 2,4,5-trisubstituted THPs

	5	9a	9b	9c	9d	9e	9f	9g	9f'	
$J_{2,3ax}$	10.7	11.0	10.9	11.2	10.9	10.9	11.3	11.5	11.1	 <p>5, 9a–9g</p>
$J_{3ax,4}$	12.2	12.4	12.3	12.5	11.8	11.1	12.2	11.8	4.5	
$J_{4,5}$	11.7	11.6	11.4	11.3	11.8	11.1	11.1	11.9	4.1	 <p>9f'</p>
$J_{5,6ax}$	11.2	11.1	11.1	11.4	11.2	10.5	11.4	10.9	11.0	

Scheme 2 shows a plausible reaction mechanism of the reductive cyclization of diol **8'**. At first, TMSOTf promotes elimination of ketal group to give possible oxonium ions **A–D** with half-chair conformations.⁵ Diastereotopic hydroxymethyl groups were differentiated by thermodynamic preference of conformers **B** and **D** over **A** and **C** due to the pseudo-equatorial hydroxymethyl group.¹¹ When R^1 group is an aryl or an alkyl group, oxonium ion **B** where three substituents reside in pseudo-equatorial positions, is the most favorable intermediate. To the intermediate **B**, nucleophilic attack of triethylsilane occurred via (b) to give a stable chair product **B2** (**9a–9g**) rather than the disfavorable twist-boat product **B1**. However, when R^1 group is smaller group such as an alkyne, oxonium ion **D** could also be formed in which the alkyne substituent (R^1) resides in the pseudo-axial position. Therefore, the side-product **9f'** was obtained after triethylsilane-reduction of **D** via (c) as a minor diastereomer. If that is the case, bulky silane reagents will cause a steric repulsion between pseudo-axial R^1 group in conformer **D** to favor the reduction of conformer **B** via (b). In fact, when triphenylsilane was used instead of triethylsilane for the reductive cyclization of **8f'**, the diastereomeric ratio was improved to 9:1 (in brackets of Table 2, entry 6).

In conclusion, we have demonstrated an enantioselective synthesis of 2,4,5-trisubstituted THP via peptide-catalyzed Michael addition reaction followed by Kishi's reductive cyclization conditions with wide substrate scope. The desired 2,4,5-trisubstituted THPs **9a–9g** were obtained with 83–98% ee and high diastereoselectivities.



Scheme 2. Plausible mechanism of reductive cyclization

EXPERIMENTAL

General information. Specific rotations were measured on a JASCO DIP-370 polarimeter using CHCl_3 as a solvent. ^1H NMR and ^{13}C NMR spectra were measured on Varian NMR System 500PS SN (500 MHz and 125 MHz) or JEOL JNM-AL-400 (400 MHz and 100 MHz). Chemical shifts (δ) are reported in parts per million (ppm) relative to the resonance of tetramethylsilane (0.00 ppm) for ^1H NMR spectra, and ppm relative to the resonance of the central peak of CDCl_3 (77.0 ppm) for ^{13}C NMR spectra. IR spectra were recorded on a Shimadzu IRAffinity-1 FT-IR spectrophotometer. High-resolution mass spectra (HRMS) were obtained on a JEOL JMS-T100TD using direct analysis in real time (DART) ionization in TOF mode. Silica gel (230–400 mesh) was used for flash column chromatography. Analytical thin-layer chromatography (TLC) was performed on glass pre-coated with silica gel (0.25 mm thickness). All moisture sensitive reactions were carried out under an inert atmosphere.

General procedure A: A mixture of α,β -unsaturated ketone **6** (0.200 mmol), dimethyl malonate (68.5 μL , 0.600 mmol), peptide **1** (43.2 mg, 0.0400 mmol), and benzoic acid (4.9 mg, 0.040 mmol) in THF (0.5 mL) was heated at 40 $^\circ\text{C}$ for four days. The reaction mixture was diluted with 50% EtOAc in *n*-hexane and was passed through a short plug of silica gel eluted with 50% EtOAc in *n*-hexane. After removal of solvent, the residue was purified by flash column chromatography on silica gel (eluent: EtOAc in *n*-hexane) to give the desired adduct **7**. The absolute stereochemistry was determined by comparison with literature compounds on the basis of specific rotation and HPLC chromatogram.

General procedure B: A solution of Michael adduct **7**, 2,2-dimethyl-1,3-propanediol (10 equiv.), and *p*-toluenesulfonic acid monohydrate (5 mol%) in benzene (0.03 M) was heated at reflux for 8 h using Dean-Stark apparatus. After cooling to room temperature, triethylamine (5 equiv.) was added to the

reaction mixture, which was directly purified by flash column chromatography on silica gel (eluent: EtOAc in *n*-hexane) to give the desired ketal **8**.

General procedure C: To a stirred solution of ester **8** in THF (0.03 M) was added lithium aluminium hydride (5 equiv.) at 0 °C and the resultant white suspension was gradually warmed to room temperature overnight (~12 h). The reaction mixture was cooled to 0 °C and was quenched by adding water, 15% NaOH aq., and water. The reaction mixture was warmed to room temperature and diluted with THF, then filtered through a Celite[®] pad (EtOAc). The filtrate was concentrated under vacuum and coevaporated with toluene twice to give crude diol **8'**, which was used for the next step without purification. To a solution of the above diol **8'** and triethylsilane (10 equiv.) in CH₂Cl₂ (0.05 M) was added trimethylsilyl trifluoromethanesulfonate (2 equiv.) at -78 °C and the mixture was stirred for 10 min at the same temperature. After addition of sat. NaHCO₃ aq., the reaction was warmed to room temperature and extracted with CHCl₃ three times. Combined organic layers were dried over anhydrous MgSO₄ and concentrated under vacuum. In case TES-protected product was seen on the TLC, the crude product was treated with TBAF (2 equiv.) in THF (0.05 M) at room temperature prior to column chromatography. The crude product was purified by flash column chromatography on silica gel (eluent: EtOAc in *n*-hexane) to give the 2,4,5-trisubstituted tetrahydropyran **9**.

Dimethyl (R)-2-[1-(4-chlorophenyl)-3-oxobutyl]malonate (7a): According to the general procedure A, compound **7a** was obtained from **6a** in 99% yield. Colorless oil. Eluent for column: 20% EtOAc in *n*-hexane. $R_f = 0.38$ (40% EtOAc in *n*-hexane). $[\alpha]_D^{27} -13.7$ (*c* 1.03, CHCl₃). ¹H NMR (500 MHz, CDCl₃) δ : 7.28–7.22 (m, 2H), 7.22–7.15 (m, 2H), 3.96 (ddd, $J = 9.4, 8.8, 5.0$ Hz, 1H), 3.72 (s, 3H), 3.71 (d, $J = 9.5$ Hz, 1H), 3.53 (s, 3H), 2.97 (dd, $J = 17.2, 5.0$ Hz, 1H), 2.90 (dd, $J = 17.2, 8.8$ Hz, 1H), 2.04 (s, 3H). ¹³C NMR (125 MHz, CDCl₃) δ : 205.6, 168.3, 167.8, 138.9, 132.9, 129.4 (2C), 128.6 (2C), 56.7, 52.6, 52.4, 46.8, 39.6, 30.2. IR (film): 2955, 1755, 1728 cm⁻¹. HRMS (DART) m/z : [M+H]⁺ calcd for C₁₅H₁₈ClO₅, 313.0843; found, 313.0855. HPLC (Chiralpak AD-H, 20% *i*-propanol in *n*-hexane, flow rate = 1.0 mL/min): $t_R = 7.8$ min (major), $t_R = 9.5$ min (minor), ee = 98%.

Dimethyl (R)-2-[1-(4-methoxyphenyl)-3-oxobutyl]malonate (7b): According to the general procedure A, compound **7b** was obtained from **6b** in 94% yield. Colorless oil. Eluent for column: 25% EtOAc in *n*-hexane. $R_f = 0.31$ (40% EtOAc in *n*-hexane). $[\alpha]_D^{27} -16.8$ (*c* 1.02, CHCl₃). ¹H NMR (500 MHz, CDCl₃) δ : 7.19–7.12 (m, 2H), 6.83–6.77 (m, 2H), 3.92 (ddd, $J = 9.6, 8.8, 5.2$ Hz, 1H), 3.76 (s, 3H), 3.72 (s, 3H), 3.69 (d, $J = 9.6$ Hz, 1H), 3.51 (s, 3H), 2.94 (dd, $J = 16.7, 5.2$ Hz, 1H), 2.88 (dd, $J = 16.7, 8.8$ Hz, 1H), 2.02 (s, 3H). ¹³C NMR (125 MHz, CDCl₃) δ : 206.1, 168.5, 168.0, 158.5, 132.1, 128.9 (2C), 113.8 (2C),

57.2, 55.0, 52.5, 52.3, 47.2, 39.7, 30.2. IR (film): 2955, 1719 cm^{-1} . HRMS (DART) m/z : $[\text{M}+\text{H}]^+$ calcd for $\text{C}_{16}\text{H}_{21}\text{O}_6$, 309.1338; found, 309.1331. HPLC (Chiralpak AD-H, 20% *i*-propanol in *n*-hexane, flow rate = 1.0 mL/min): t_{R} = 9.1 min (major), t_{R} = 11.4 min (minor), ee = 95%.

Dimethyl (R)-2-[1-(furan-2-yl)-3-oxobutyl]malonate (7c): According to the general procedure A, compound **7c** was obtained from **6c** in 92% yield. Colorless oil. Eluent for column: 20% EtOAc in *n*-hexane. R_{f} = 0.38 (40% EtOAc in *n*-hexane). $[\alpha]_{\text{D}}^{27}$ -12.6 (*c* 1.02, CHCl_3). ^1H NMR (500 MHz, CDCl_3) δ : 7.31–7.27 (m, 1H), 6.28–6.23 (m, 1H), 6.10 (d, J = 3.2 Hz, 1H), 4.11 (ddd, J = 8.6, 8.0, 4.9 Hz, 1H), 3.82 (d, J = 8.0 Hz, 1H), 3.72 (s, 3H), 3.64 (s, 3H), 3.01 (dd, J = 17.3, 8.6 Hz, 1H), 2.93 (dd, J = 17.3, 4.9 Hz, 1H), 2.11 (s, 3H). ^{13}C NMR (125 MHz, CDCl_3) δ : 205.7, 168.2, 168.0, 153.3, 141.7, 110.2, 106.8, 54.6, 52.6 (2C), 44.3, 33.8, 30.0. IR (film): 2957, 1732 cm^{-1} . HRMS (DART) m/z : $[\text{M}+\text{H}]^+$ calcd for $\text{C}_{13}\text{H}_{17}\text{O}_6$, 269.1025; found, 269.1033. HPLC (Chiralpak AD-H, 10% EtOH in *n*-hexane, flow rate = 1.0 mL/min, wavelength = 238 nm): t_{R} = 14.5 min (major), t_{R} = 13.1 min (minor), ee = 97%.

Dimethyl (R)-2-[1-(naphthalen-2-yl)-3-oxobutyl]malonate (7d): According to the general procedure A, compound **7d** was obtained from **6d** in 80% yield. Colorless oil. Eluent for column: 30% EtOAc in *n*-hexane. R_{f} = 0.54 (50% EtOAc in *n*-hexane). $[\alpha]_{\text{D}}^{28}$ -4.06 (*c* 0.32, CHCl_3). ^1H NMR (400 MHz, CDCl_3) δ : 7.90–7.73 (m, 3H), 7.69 (s, 1H), 7.55–7.33 (m, 3H), 4.17 (dt, J = 9.6, 7.0 Hz, 1H), 3.86 (d, J = 9.6 Hz, 1H), 3.73 (s, 3H), 3.46 (s, 3H), 3.04 (d, J = 7.0 Hz, 2H), 2.03 (s, 3H). ^{13}C NMR (100 MHz, CDCl_3) δ : 206.1, 168.6, 168.1, 137.9, 133.3, 132.6, 128.3, 127.8, 127.6, 126.9, 126.1, 126.0, 125.9, 57.0, 52.6, 52.3, 47.0, 40.3, 30.2. IR (film): 2955, 1732 cm^{-1} . HRMS (DART) m/z : $[\text{M}+\text{H}]^+$ calcd for $\text{C}_{19}\text{H}_{21}\text{O}_5$, 329.1389; found, 329.1374. HPLC (Chiralpak AD-H, 10% *i*-propanol in *n*-hexane, flow rate = 0.5 mL/min): t_{R} = 40.3 min (major), t_{R} = 44.4 min (minor), ee = 96%.

Dimethyl (R)-2-(5-oxo-1-phenylhexan-3-yl)malonate (7e): According to the general procedure A, compound **7e** was obtained from **6e** in 80% yield. Colorless oil. Eluent for column: 12% EtOAc in *n*-hexane. R_{f} = 0.46 (40% EtOAc in *n*-hexane). $[\alpha]_{\text{D}}^{27}$ -3.53 (*c* 1.02, CHCl_3). ^1H NMR (500 MHz, CDCl_3) δ : 7.32–7.22 (m, 2H), 7.22–7.10 (m, 3H), 3.72 (s, 3H), 3.72 (s, 3H), 3.63 (d, J = 5.2 Hz, 1H), 2.84–2.70 (m, 2H), 2.67–2.51 (m, 3H), 2.12 (s, 3H), 1.79–1.63 (m, 2H). ^{13}C NMR (125 MHz, CDCl_3) δ : 207.3, 169.2, 169.0, 141.4, 128.4 (2C), 128.3 (2C), 125.9, 53.6, 52.4, 52.3, 45.1, 34.1, 33.4 (2C), 30.2. IR (film): 2953, 1751, 1736 cm^{-1} . HRMS (DART) m/z : $[\text{M}+\text{H}]^+$ calcd for $\text{C}_{17}\text{H}_{23}\text{O}_5$, 307.1545; found, 307.1544. HPLC (Chiralpak AD-H, 5% *i*-propanol in *n*-hexane, flow rate = 0.5 mL/min): t_{R} = 26.6 min (major), t_{R} = 25.1 min (minor), ee = 90%.

Dimethyl (*R*)-2-(5-oxo-1-phenylhex-1-yn-3-yl)malonate (7f): According to the general procedure A, compound **7f** was obtained from **6f** in 74% yield. Colorless oil. Eluent for column: 14% EtOAc in *n*-hexane. $R_f = 0.57$ (50% EtOAc in *n*-hexane). The absolute configuration of the major isomer was determined as (*R*)-configuration after converting to compound **7e** by hydrogenation (H_2 , Pd/C, THF, rt, 4.5 h) then checked by chiral HPLC analysis. $[\alpha]^{27}_D +1.57$ (c 0.99, $CHCl_3$). 1H NMR (500 MHz, $CDCl_3$) δ : 7.39–7.31 (m, 2H), 7.31–7.23 (m, 3H), 3.85 (ddd, $J = 7.6, 7.5, 5.7$ Hz, 1H), 3.77 (s, 3H), 3.77 (s, 3H), 3.74 (d, $J = 7.6$ Hz, 1H), 2.92 (dd, $J = 17.1, 5.7$ Hz, 1H), 2.88 (dd, $J = 17.1, 7.5$ Hz, 1H), 2.22 (s, 3H). ^{13}C NMR (125 MHz, $CDCl_3$) δ : 205.3, 167.8, 167.7, 131.6 (2C), 128.11 (2C), 128.09, 122.8, 87.7, 83.2, 54.7, 52.7 (2C), 45.8, 30.2, 27.5. IR (film): 2955, 1734 cm^{-1} . HRMS (DART) m/z : $[M+H]^+$ calcd for $C_{17}H_{19}O_5$, 303.1232; found, 303.1235. HPLC (Chiralpak AD-H, 5% *i*-propanol in *n*-hexane, flow rate = 0.5 mL/min): $t_R = 41.6$ min (major), $t_R = 35.6$ min (minor), ee = 83%.

Dimethyl (*R*)-2-(3-oxo-1-phenylhexyl)malonate (7g): According to the general procedure A, compound **7g** was obtained from **6g** in 67% yield. Colorless oil. Eluent for column: 12% EtOAc in *n*-hexane. $R_f = 0.42$ (40% EtOAc in *n*-hexane). $[\alpha]^{25}_D -2.95$ (c 1.03, $CHCl_3$). 1H NMR (500 MHz, $CDCl_3$) δ : 7.31–7.15 (m, 5H), 3.99 (dt, $J = 9.6, 7.1$ Hz, 1H), 3.75 (d, $J = 9.6$ Hz, 1H), 3.72 (s, 3H), 3.49 (s, 3H), 2.91 (d, $J = 7.1$ Hz, 2H), 2.28 (dt, $J = 16.8, 7.3$ Hz, 1H), 2.21 (dt, $J = 16.8, 7.2$ Hz, 1H), 1.47 (qdd, $J = 7.4, 7.3, 7.2$ Hz, 2H), 0.78 (t, $J = 7.4$ Hz, 3H). ^{13}C NMR (125 MHz, $CDCl_3$) δ : 208.2, 168.5, 168.0, 140.4, 128.4 (2C), 127.9 (2C), 127.1, 57.1, 52.5, 52.3, 46.2, 45.0, 40.4, 16.9, 13.5. IR (film): 2959, 1738, 1717 cm^{-1} . HRMS (DART) m/z : $[M+H]^+$ calcd for $C_{17}H_{23}O_5$, 307.1546; found, 307.1549. HPLC (Chiralpak AD-H, 10% *i*-propanol in *n*-hexane, flow rate = 1 mL/min): $t_R = 11.0$ min (major), $t_R = 13.5$ min (minor), ee = 97%.

Dimethyl (*R*)-2-[1-(4-chlorophenyl)-2-(2,5,5-trimethyl-1,3-dioxan-2-yl)ethyl]malonate (8a): According to the general procedure B, compound **8a** was obtained from **7a** in 86% yield. Colorless oil. Eluent for column: 15% EtOAc in *n*-hexane. $R_f = 0.43$ (30% EtOAc in *n*-hexane). $[\alpha]^{26}_D +0.72$ (c 1.00, $CHCl_3$). 1H NMR (500 MHz, $CDCl_3$) δ : 7.31–7.15 (m, 4H), 3.74 (s, 3H), 3.73 (d, $J = 9.3$ Hz, 1H), 3.70 (ddd, $J = 9.3, 8.5, 3.0$ Hz, 1H), 3.47 (s, 3H), 3.45 (s, 2H), 3.31 (d, $J = 11.4$ Hz, 1H), 3.22 (d, $J = 11.4$ Hz, 1H), 2.22 (dd, $J = 14.4, 3.2$ Hz, 1H), 2.13 (dd, $J = 14.4, 8.5$ Hz, 1H), 1.15 (s, 3H), 0.92 (s, 3H), 0.89 (s, 3H). ^{13}C NMR (125 MHz, $CDCl_3$) δ : 168.6, 168.0, 140.4, 132.5, 129.9 (2C), 128.3 (2C), 98.5, 70.3, 70.1, 58.5, 52.5, 52.2, 40.3, 40.1, 29.7, 22.8, 22.5, 22.4. IR (film): 2955, 2870, 1732 cm^{-1} . HRMS (DART) m/z : $[M+H]^+$ calcd for $C_{20}H_{28}ClO_6$, 399.1573; found, 399.1574.

Dimethyl (*R*)-2-[1-(4-methoxyphenyl)-2-(2,5,5-trimethyl-1,3-dioxan-2-yl)ethyl]malonate (8b): According to the general procedure B, compound **8b** was obtained from **7b** in 76% yield. Colorless oil.

Eluent for column: 15% EtOAc in *n*-hexane. $R_f = 0.40$ (30% EtOAc in *n*-hexane). $[\alpha]_D^{26} -6.60$ (*c* 1.00, CHCl₃). ¹H NMR (500 MHz, CDCl₃) δ : 7.20–7.13 (m, 2H), 6.82–6.76 (m, 2H), 3.77 (s, 3H), 3.74 (s, 3H), 3.71 (d, $J = 9.8$ Hz, 1H), 3.62 (ddd, $J = 9.8, 9.6, 3.2$ Hz, 1H), 3.53 (d, $J = 11.4$ Hz, 1H), 3.45 (s, 3H), 3.43 (d, $J = 11.4$ Hz, 1H), 3.26 (s, 2H), 2.24 (dd, $J = 14.4, 3.2$ Hz, 1H), 2.11 (dd, $J = 14.4, 9.6$ Hz, 1H), 1.10 (s, 3H), 0.93 (s, 3H), 0.88 (s, 3H). ¹³C NMR (125 MHz, CDCl₃) δ : 168.9, 168.2, 158.3, 133.5, 129.4 (2C), 113.5 (2C), 98.6, 70.3, 70.0, 58.9, 55.1, 52.4, 52.1, 40.3, 39.2, 29.7, 23.2, 22.63, 22.59. IR (film): 2955, 2870, 1734 cm⁻¹. HRMS (DART) m/z : $[M+H]^+$ calcd for C₂₁H₃₁O₇, 395.2070; found, 395.2052.

Dimethyl (*R*)-2-[1-(furan-2-yl)-2-(2,5,5-trimethyl-1,3-dioxan-2-yl)ethyl]malonate (8c): According to the general procedure B, except using PPTS (2 equiv.) instead of *p*-TsOH, compound **8c** was obtained from **7c** in 89% yield. Colorless oil. Eluent for column: 10% EtOAc in *n*-hexane. $R_f = 0.43$ (30% EtOAc in *n*-hexane). $[\alpha]_D^{26} -26.3$ (*c* 1.00, CHCl₃). ¹H NMR (500 MHz, CDCl₃) δ : 7.33–7.30 (m, 1H), 6.27–6.23 (m, 1H), 6.13–6.09 (m, 1H), 3.84–3.81 (m, 1H), 3.78 (d, $J = 9.4$ Hz, 1H), 3.75 (s, 3H), 3.57 (s, 3H), 3.51 (d, $J = 11.4$ Hz, 1H), 3.46 (d, $J = 11.4$ Hz, 1H), 3.37 (d, $J = 11.5$ Hz, 1H), 3.34 (d, $J = 11.5$ Hz, 1H), 2.33–2.26 (m, 1H), 2.16–2.10 (m, 1H), 1.20 (s, 3H), 0.92 (s, 6H). ¹³C NMR (125 MHz, CDCl₃) δ : 168.6, 168.2, 154.2, 141.2, 110.2, 107.2, 98.3, 70.3, 70.2, 56.5, 52.5, 52.4, 37.2, 34.6, 29.8, 22.7, 22.6, 22.0. IR (film): 2955, 2870, 1736 cm⁻¹. HRMS (DART) m/z : $[M+H]^+$ calcd for C₁₈H₂₇O₇, 355.1757; found, 355.1772.

Dimethyl (*R*)-2-[1-(naphthalen-2-yl)-2-(2,5,5-trimethyl-1,3-dioxan-2-yl)ethyl]malonate (8d): According to the general procedure B, compound **8d** was obtained from **7d** in 73% yield. Colorless oil. Eluent for column: 20% EtOAc in *n*-hexane. $R_f = 0.31$ (30% EtOAc in *n*-hexane). $[\alpha]_D^{26} +3.71$ (*c* 1.03, CHCl₃). ¹H NMR (500 MHz, CDCl₃) δ : 7.80–7.74 (m, 3H), 7.71 (d, $J = 1.7$ Hz, 1H), 7.48–7.39 (m, 3H), 3.88–3.83 (m, 2H), 3.76 (s, 3H), 3.52 (d, $J = 11.3$ Hz, 1H), 3.45 (d, $J = 11.3$ Hz, 1H), 3.37 (s, 3H), 3.24 (s, 2H), 2.37–2.25 (m, 2H), 1.11 (s, 3H), 0.90 (s, 6H). ¹³C NMR (125 MHz, CDCl₃) δ : 168.8, 168.1, 139.2, 133.2, 132.4, 127.80, 127.76, 127.51, 127.46, 126.5, 125.8, 125.5, 98.6, 70.3, 70.1, 58.8, 52.5, 52.2, 41.1, 39.4, 29.7, 22.9, 22.7, 22.6. IR (film): 3019, 2957, 1734 cm⁻¹. HRMS (DART) m/z : $[M+H]^+$ calcd for C₂₄H₃₁O₆, 415.2121; found, 415.2129.

Dimethyl (*R*)-2-[4-phenyl-1-(2,5,5-trimethyl-1,3-dioxan-2-yl)butan-2-yl]malonate (8e): According to the general procedure B, compound **8e** was obtained from **7e** in 71% yield. Colorless oil. Eluent for column: 10% EtOAc in *n*-hexane. $R_f = 0.51$ (30% EtOAc in *n*-hexane). $[\alpha]_D^{26} -14.3$ (*c* 1.00, CHCl₃). ¹H NMR (500 MHz, CDCl₃) δ : 7.31–7.21 (m, 2H), 7.21–7.12 (m, 3H), 3.99 (d, $J = 4.4$ Hz, 1H), 3.71 (s, 3H),

3.65 (s, 3H), 3.60 (dd, $J = 11.1, 3.0$ Hz, 2H), 3.42–3.34 (m, 2H), 2.67 (ddd, $J = 13.7, 9.7, 5.9$ Hz, 1H), 2.63–2.52 (m, 2H), 1.97 (dd, $J = 14.8, 7.2$ Hz, 1H), 1.87–1.73 (m, 3H), 1.38 (s, 3H), 1.05 (s, 3H), 0.80 (s, 3H). ^{13}C NMR (125 MHz, CDCl_3) δ : 169.9, 169.6, 142.2, 128.5 (2C), 128.2 (2C), 125.6, 99.2, 70.3 (2C), 54.7, 52.1, 52.0, 41.0, 34.3, 33.6, 33.3, 29.8, 22.9, 22.4, 19.3. IR (film): 2963, 2868, 1732 cm^{-1} . HRMS (DART) m/z : $[\text{M}+\text{H}]^+$ calcd for $\text{C}_{22}\text{H}_{33}\text{O}_6$, 393.2277; found, 393.2280.

Dimethyl (*R*)-2-[4-phenyl-1-(2,5,5-trimethyl-1,3-dioxan-2-yl)but-3-yn-2-yl]malonate (8f): According to the general procedure B, compound **8f** was obtained from **7f** in 71% yield. Colorless oil. Eluent for column: 20% EtOAc in *n*-hexane. $R_f = 0.43$ (30% EtOAc in *n*-hexane). $[\alpha]_D^{26} +11.0$ (*c* 1.02, CHCl_3). ^1H NMR (500 MHz, CDCl_3) δ : 7.38–7.32 (m, 2H), 7.29–7.23 (m, 3H), 3.81 (d, $J = 7.5$ Hz, 1H), 3.78 (s, 6H), 3.68 (ddd, $J = 7.5, 7.1, 5.6$ Hz, 1H), 3.55 (d, $J = 11.4$ Hz, 2H), 3.53–3.49 (m, 2H), 2.14 (dd, $J = 14.3, 7.1$ Hz, 1H), 2.11 (dd, $J = 14.3, 5.6$ Hz, 1H), 1.53 (s, 3H), 1.01 (s, 3H), 0.93 (s, 3H). ^{13}C NMR (125 MHz, CDCl_3) δ : 168.2, 168.0, 131.5 (2C), 128.1 (2C), 127.8, 123.4, 98.3, 89.7, 82.9, 70.37, 70.35, 56.3, 52.6, 52.5, 39.9, 29.9, 27.6, 22.8, 22.5, 21.4. IR (film): 3021, 1736 cm^{-1} . HRMS (DART) m/z : $[\text{M}+\text{H}]^+$ calcd for $\text{C}_{22}\text{H}_{29}\text{O}_6$, 389.1964; found, 389.1980.

Dimethyl (*R*)-2-[2-(5,5-dimethyl-2-propyl-1,3-dioxan-2-yl)-1-phenylethyl]malonate (8g): According to the general procedure B, compound **8g** was obtained from **7g** in 69% yield. Yellow oil. Eluent for column: 20% EtOAc in *n*-hexane. $R_f = 0.51$ (30% EtOAc in *n*-hexane). $[\alpha]_D^{26} +3.74$ (*c* 1.02, CHCl_3). ^1H NMR (400 MHz, CDCl_3) δ : 7.33–7.22 (m, 4H), 7.21–7.14 (m, 1H), 3.75 (d, $J = 9.9$ Hz, 1H), 3.75 (s, 3H), 3.64 (ddd, $J = 9.9, 7.8, 4.7$ Hz, 1H), 3.55 (d, $J = 11.2$ Hz, 1H), 3.42 (d, $J = 11.2$ Hz, 1H), 3.42 (s, 3H), 3.20 (d, $J = 11.4$ Hz, 1H), 3.15 (d, $J = 11.4$ Hz, 1H), 2.20 (dd, $J = 14.6, 7.8$ Hz, 1H), 2.15 (dd, $J = 14.6, 4.7$ Hz, 1H), 1.55–1.46 (m, 1H), 1.33–1.14 (m, 3H), 0.93 (s, 3H), 0.85 (s, 3H), 0.71 (t, $J = 6.9$ Hz, 3H). ^{13}C NMR (100 MHz, CDCl_3) δ : 168.9, 168.2, 141.6, 128.5 (2C), 128.1 (2C), 126.8, 99.9, 70.0, 69.8, 58.8, 52.4, 52.1, 40.9, 37.5, 36.0, 29.5, 22.63, 22.61, 16.1, 14.0. IR (film): 3021, 2969, 1736 cm^{-1} . HRMS (DART) m/z : $[\text{M}+\text{H}]^+$ calcd for $\text{C}_{22}\text{H}_{33}\text{O}_6$, 393.2277; found, 393.2294.

(2*S*,4*R*,5*R*)-4-(4-Chlorophenyl)-5-hydroxymethyl-2-methyltetrahydropyran (9a): According to the general procedure C, compound **9a** was obtained from **8a** in 87% yield (2 steps). White solid. Eluent for column: 15% EtOAc in *n*-hexane. $R_f = 0.23$ (40% EtOAc in *n*-hexane). Mp 69–72 °C. $[\alpha]_D^{27} -21.2$ (*c* 1.00, CHCl_3). ^1H NMR (500 MHz, CDCl_3) δ : 7.32–7.25 (m, 2H), 7.18–7.12 (m, 2H), 4.22 (dd, $J = 11.5, 4.3$ Hz, 1H), 3.54 (dq, $J = 11.0, 6.3, 2.1$ Hz, 1H), 3.45 (dd, $J = 11.5, 11.1$ Hz, 1H), 3.43 (dd, $J = 11.0, 3.2$ Hz, 1H), 3.26 (dd, $J = 11.0, 6.9$ Hz, 1H), 2.64 (ddd, $J = 12.4, 11.6, 4.0$ Hz, 1H), 1.95 (dddd, $J = 11.6, 11.1,$

6.8, 4.3, 3.2 Hz, 1H), 1.76 (ddd, $J = 13.3, 4.0, 2.1$ Hz, 1H), 1.48 (ddd, $J = 13.3, 12.4, 11.0$ Hz, 1H), 1.22 (d, $J = 6.3$ Hz, 3H), 1.11 (br s, 1H). ^{13}C NMR (125 MHz, CDCl_3) δ : 142.2, 132.2, 128.8 (2C), 128.7 (2C), 73.8, 70.7, 62.1, 43.5, 43.4, 41.7, 21.7. IR (KBr): 3422, 2928 cm^{-1} . HRMS (DART) m/z : $[\text{M}+\text{H}]^+$ calcd for $\text{C}_{13}\text{H}_{18}\text{ClO}_2$, 241.0995; found, 241.0997.

(2S,4R,5R)-5-Hydroxymethyl-4-(4-methoxyphenyl)-2-methyltetrahydropyran (9b): According to the general procedure C, compound **9b** was obtained from **8b** in 72% yield (2 steps). White solid. Eluent for column: 20% EtOAc in *n*-hexane. $R_f = 0.20$ (40% EtOAc in *n*-hexane). Mp 86–87 °C. $[\alpha]_D^{27} -18.6$ (c 1.00, CHCl_3). ^1H NMR (500 MHz, CDCl_3) δ : 7.16–7.10 (m, 2H), 6.89–6.83 (m, 2H), 4.21 (dd, $J = 11.4, 4.3$ Hz, 1H), 3.79 (s, 3H), 3.54 (dq, $J = 10.9, 6.2, 2.1$ Hz, 1H), 3.43 (dd, $J = 11.0, 3.2$ Hz, 1H), 3.42 (dd, $J = 11.4, 11.1$ Hz, 1H), 3.26 (dd, $J = 11.0, 6.9$ Hz, 1H), 2.56 (ddd, $J = 12.3, 11.4, 4.0$ Hz, 1H), 1.94 (dddd, $J = 11.4, 11.1, 6.9, 4.3, 3.2$ Hz, 1H), 1.76 (ddd, $J = 13.3, 4.0, 2.1$ Hz, 1H), 1.49 (ddd, $J = 13.3, 12.3, 10.9$ Hz, 1H), 1.34–1.23 (m, 1H), 1.21 (d, $J = 6.2$ Hz, 3H). ^{13}C NMR (125 MHz, CDCl_3) δ : 158.2, 135.8, 128.2 (2C), 114.1 (2C), 73.9, 70.9, 62.4, 55.2, 43.8, 43.4, 42.0, 21.7. IR (KBr): 3422, 2916 cm^{-1} . HRMS (DART) m/z : $[\text{M}+\text{H}]^+$ calcd for $\text{C}_{14}\text{H}_{21}\text{O}_3$, 237.1491; found, 237.1492.

(2S,4R,5R)-4-(2-Furyl)-5-hydroxymethyl-2-methyltetrahydropyran (9c): According to the general procedure C, compound **9c** was obtained from **8c** in 85% yield (2 steps). Colorless oil. Eluent for column: 15% EtOAc in *n*-hexane. $R_f = 0.24$ (40% EtOAc in *n*-hexane). $[\alpha]_D^{27} -7.06$ (c 1.00, CHCl_3). ^1H NMR (500 MHz, CDCl_3) δ : 7.32 (dd, $J = 1.8, 0.8$ Hz, 1H), 6.31 (dd, $J = 3.2, 1.9$ Hz, 1H), 6.05 (dd, $J = 3.2, 0.8$ Hz, 1H), 4.15 (dd, $J = 11.5, 4.3$ Hz, 1H), 3.55 (dd, $J = 11.3, 3.3$ Hz, 1H), 3.51 (dq, $J = 11.2, 6.2, 2.1$ Hz, 1H), 3.44 (dd, $J = 11.3, 5.8$ Hz, 1H), 3.43 (dd, $J = 11.5, 11.4$ Hz, 1H), 2.82 (ddd, $J = 12.5, 11.3, 4.0$ Hz, 1H), 1.92 (dddd, $J = 11.4, 11.3, 5.8, 4.3, 3.3$ Hz, 1H), 1.84 (ddd, $J = 13.2, 4.0, 2.1$ Hz, 1H), 1.59 (ddd, $J = 13.2, 12.5, 11.2$ Hz, 1H), 1.34–1.25 (m, 1H), 1.23 (d, $J = 6.2$ Hz, 3H). ^{13}C NMR (125 MHz, CDCl_3) δ : 157.3, 141.0, 110.1, 104.8, 73.4, 70.5, 62.5, 42.9, 38.7, 36.9, 21.7. IR (KBr): 3449, 2920 cm^{-1} . HRMS (DART) m/z : $[\text{M}+\text{H}]^+$ calcd for $\text{C}_{11}\text{H}_{17}\text{O}_3$, 197.1178; found, 197.1181.

(2S,4R,5R)-5-Hydroxymethyl-2-methyl-4-(2-naphthyl)tetrahydropyran (9d): According to the general procedure C, compound **9d** was obtained from **8d** in 79% yield (2 steps). Colorless oil. Eluent for column: 18% EtOAc in *n*-hexane. $R_f = 0.16$ (30% EtOAc in *n*-hexane). $[\alpha]_D^{25} -21.4$ (c 1.00, CHCl_3). ^1H NMR (400 MHz, CDCl_3) δ : 7.96–7.75 (m, 3H), 7.73–7.63 (m, 1H), 7.55–7.42 (m, 2H), 7.37 (dd, $J = 8.6, 1.9$ Hz, 1H), 4.27 (dd, $J = 11.4, 4.4$ Hz, 1H), 3.60 (dq, $J = 10.9, 6.3, 2.0$ Hz, 1H), 3.50 (dd, $J = 11.4, 11.2$ Hz, 1H), 3.45 (dd, $J = 11.1, 3.4$ Hz, 1H), 3.29 (dd, $J = 11.1, 6.9$ Hz, 1H), 2.80 (td, $J = 11.8, 4.1$ Hz, 1H),

2.12 (dddd, $J = 11.8, 11.2, 6.9, 4.4, 3.4$ Hz, 1H), 1.84 (ddd, $J = 13.2, 4.1, 2.0$ Hz, 1H), 1.64 (ddd, $J = 13.2, 11.8, 10.9$ Hz, 1H), 1.25 (d, $J = 6.3$ Hz, 3H). ^{13}C NMR (100 MHz, CDCl_3) δ : 141.3, 133.7, 132.5, 128.5, 127.7, 127.6, 126.2, 126.0, 125.6, 125.5, 73.9, 70.9, 62.4, 44.3, 43.4, 41.7, 21.7. IR (KBr): 3399, 2968, 2928 cm^{-1} . HRMS (DART) m/z : $[\text{M}+\text{H}]^+$ calcd for $\text{C}_{17}\text{H}_{21}\text{O}_2$, 257.1542; found, 257.1554.

(2S,4R,5R)-5-Hydroxymethyl-2-methyl-4-(2-phenylethyl)tetrahydropyran (9e): According to the general procedure C, compound **9e** was obtained from **8e** in 81% yield (2 steps). Colorless oil. Eluent for column: 15% EtOAc in *n*-hexane. $R_f = 0.24$ (40% EtOAc in *n*-hexane). $[\alpha]_D^{27} -52.6$ (c 1.00, CHCl_3). ^1H NMR (500 MHz, CDCl_3) δ : 7.31–7.25 (m, 2H), 7.22–7.15 (m, 3H), 4.08 (dd, $J = 11.4, 3.5$ Hz, 1H), 3.72 (dd, $J = 11.1, 2.3$ Hz, 1H), 3.52 (dd, $J = 11.1, 5.9$ Hz, 1H), 3.41 (dq, $J = 10.9, 6.2, 2.0$ Hz, 1H), 3.30 (dd, $J = 11.4, 10.5$ Hz, 1H), 2.74 (ddd, $J = 13.5, 10.7, 4.9$ Hz, 1H), 2.49 (ddd, $J = 13.5, 10.2, 6.3$ Hz, 1H), 1.92 (dddd, $J = 11.1, 10.5, 5.9, 3.5, 2.3$ Hz, 1H), 1.85 (ddd, $J = 13.1, 2.6, 2.6$ Hz, 1H), 1.70–1.48 (m, 3H), 1.48–1.39 (m, 1H), 1.21 (d, $J = 6.2$ Hz, 3H), 1.07 (ddd, $J = 13.1, 11.1, 10.9$ Hz, 1H). ^{13}C NMR (125 MHz, CDCl_3) δ : 142.5, 128.4 (2C), 128.2 (2C), 125.8, 73.6, 70.6, 62.0, 42.9, 38.7, 35.6, 34.9, 32.3, 22.0. IR (KBr): 3443, 2928 cm^{-1} . HRMS (DART) m/z : $[\text{M}+\text{H}]^+$ calcd for $\text{C}_{15}\text{H}_{23}\text{O}_2$, 235.1698; found, 235.1693.

(2S,4R,5R)- and (2R,4R,5S)-5-Hydroxymethyl-2-methyl-4-(2-phenylethynyl)tetrahydropyran (9f and 9f'): According to the general procedure C, compounds **9f** and **9f'** were obtained from **8f** in 49% and 34% yields (2 steps), respectively. When the reaction was performed using triphenylsilane (10 equiv.) instead of triethylsilane, compounds **9f** and **9f'** were obtained in 85% in 2 steps with 9:1 dr. Colorless oil. Eluent for column: 16% (for **9f**) and 20% (for **9f'**) EtOAc in *n*-hexane. **9f**: $R_f = 0.19$ (30% EtOAc in *n*-hexane). $[\alpha]_D^{26} -0.40$ (c 1.00, CHCl_3). ^1H NMR (500 MHz, CDCl_3) δ : 7.43–7.35 (m, 2H), 7.32–7.27 (m, 3H), 4.11 (dd, $J = 11.5, 4.3$ Hz, 1H), 3.90 (dd, $J = 11.1, 3.7$ Hz, 1H), 3.71 (dd, $J = 11.1, 6.3$ Hz, 1H), 3.43 (dq, $J = 11.3, 6.2, 1.9$ Hz, 1H), 3.33 (t, $J = 11.4$ Hz, 1H), 2.61 (ddd, $J = 12.2, 11.1, 3.9$ Hz, 1H), 2.01 (ddd, $J = 13.3, 3.9, 1.9$ Hz, 1H), 1.86 (dddd, $J = 11.4, 11.1, 6.3, 4.3, 3.7$ Hz, 1H), 1.53 (ddd, $J = 13.3, 12.2, 11.3$ Hz, 1H), 1.22 (d, $J = 6.2$ Hz, 3H). ^{13}C NMR (100 MHz, CDCl_3) δ : 131.6 (2C), 128.3 (2C), 128.0, 123.3, 90.7, 82.2, 73.0, 69.9, 63.0, 43.3, 39.5, 30.2, 21.4. IR (KBr): 3399, 2936, 2918 cm^{-1} . HRMS (DART) m/z : $[\text{M}+\text{H}]^+$ calcd for $\text{C}_{15}\text{H}_{19}\text{O}_2$, 231.1385; found, 231.1374. **9f'**: $R_f = 0.14$ (30% EtOAc in *n*-hexane). ^1H NMR (500 MHz, C_6D_6) δ : 7.42–7.36 (m, 2H), 7.03–6.96 (m, 3H), 3.95 (dq, $J = 11.1, 6.2, 1.9$ Hz, 1H), 3.93 (dd, $J = 11.6, 4.0$ Hz, 1H), 3.67 (dd, $J = 11.6, 11.0$ Hz, 1H), 3.41 (dd, $J = 10.6, 7.2$ Hz, 1H), 3.32 (dd, $J = 10.6, 7.0$ Hz, 1H), 2.97 (ddd, $J = 4.5, 4.1, 2.8$ Hz, 1H), 1.79 (dddd, $J = 11.0, 7.2, 7.0, 4.1, 4.0$ Hz, 1H), 1.67 (ddd, $J = 13.1, 2.8, 1.9$ Hz, 1H), 1.32 (ddd, $J = 13.1, 11.1, 4.5$ Hz, 1H), 1.14 (d, $J = 6.2$ Hz, 3H). HRMS (DART) m/z : $[\text{M}+\text{H}]^+$ calcd for $\text{C}_{15}\text{H}_{19}\text{O}_2$, 231.1385; found, 231.1386.

(2*S*,4*R*,5*R*)-5-Hydroxymethyl-4-phenyl-2-(1-propyl)tetrahydropyran (9g): According to the general procedure C, compound **9g** was obtained from **8g** in 80% yield (2 steps). Colorless oil. Eluent for column: 16% EtOAc in *n*-hexane. $R_f = 0.24$ (30% EtOAc in *n*-hexane). $[\alpha]_D^{25} -14.4$ (c 1.07, CHCl_3). $^1\text{H NMR}$ (400 MHz, CDCl_3) δ : 7.35–7.28 (m, 2H), 7.25–7.18 (m, 3H), 4.24 (dd, $J = 11.5, 4.4$ Hz, 1H), 3.43 (dd, $J = 11.0, 3.7$ Hz, 1H), 3.43–3.36 (m, 1H), 3.42 (dd, $J = 11.5, 10.9$ Hz, 1H), 3.26 (dd, $J = 11.0, 7.0$ Hz, 1H), 2.60 (ddd, $J = 11.9, 11.8, 4.0$ Hz, 1H), 2.00 (dddd, $J = 11.9, 10.9, 7.0, 4.4, 3.7$ Hz, 1H), 1.79 (ddd, $J = 13.3, 4.0, 2.0$ Hz, 1H), 1.51 (ddd, $J = 13.3, 11.8, 11.5$ Hz, 1H), 1.60–1.32 (m, 4H), 0.91 (t, $J = 7.0$ Hz, 3H). $^{13}\text{C NMR}$ (100 MHz, CDCl_3) δ : 144.0, 128.8 (2C), 127.4 (2C), 126.7, 77.6, 70.9, 62.4, 44.3, 43.8, 40.1, 38.2, 18.6, 14.0. IR (KBr): 3449, 2957, 2930 cm^{-1} . HRMS (DART) m/z : $[\text{M}+\text{H}]^+$ calcd for $\text{C}_{15}\text{H}_{23}\text{O}_2$, 235.1698; found, 235.1696.

ACKNOWLEDGEMENTS

This work was supported in part by JSPS KAKENHI Grant Numbers JP17H03998 and JP16K18847, by a grant from The Takeda Science Foundation, and by a grant for Basic Science Research Projects from The Sumitomo Foundation. We thank Arisa Sugiyama for technical assistance.

REFERENCES AND NOTES

- (a) E. Quinoa, Y. Kakou, and P. Crews, *J. Org. Chem.*, **1988**, *53*, 3642; (b) A. K. Ghosh and Y. Wang, *J. Am. Chem. Soc.*, **2000**, *122*, 11027.
- (a) G. R. Pettit, C. L. Herald, D. L. Doubek, D. L. Herald, E. Arnold, and J. Clardy, *J. Am. Chem. Soc.*, **1982**, *104*, 6846; (b) M. Kageyama, T. Tamura, M. H. Nantz, J. C. Roberts, P. Somfai, D. C. Whritenour, and S. Masamune, *J. Am. Chem. Soc.*, **1990**, *112*, 7407.
- (a) D. Uemura, K. Takahashi, T. Yamamoto, C. Katayama, J. Tanaka, Y. Okumura, and Y. Hirata, *J. Am. Chem. Soc.*, **1985**, *107*, 4796; (b) T. D. Aicher, K. R. Buszek, F. G. Fang, C. J. Forsyth, S. H. Jung, Y. Kishi, M. C. Matelich, P. M. Scola, D. M. Spero, and S. K. Yoon, *J. Am. Chem. Soc.*, **1992**, *114*, 3162; (c) A. Ueda, A. Yamamoto, D. Kato, and Y. Kishi, *J. Am. Chem. Soc.*, **2014**, *136*, 5171.
- (a) P. A. Clarke and S. Santos, *Eur. J. Org. Chem.*, **2006**, 2045; (b) N. Kawai, J.-M. Lagrange, M. Ohmi, and J. Uenishi, *J. Org. Chem.*, **2006**, *71*, 4530; (c) H. Yokoyama, G. Moriyama, K. Nishida, Y. Kusumoto, K. Tsuge, M. Miyazawa, and Y. Hirai, *Heterocycles*, **2018**, *96*, 470 and references cited therein.
- (a) M. D. Lewis, J. K. Cha, and Y. Kishi, *J. Am. Chem. Soc.*, **1982**, *104*, 4976; (b) J. A. Henderson, K. L. Jackson, and A. J. Phillips, *Org. Lett.*, **2007**, *9*, 5299; (c) C.-G. Dong, J. A. Henderson, Y. Kaburagi, T. Sasaki, D.-S. Kim, J. T. Kim, D. Urabe, H. Guo, and Y. Kishi, *J. Am. Chem. Soc.*, **2009**, *131*, 15642.

6. A. Ueda, T. Umeno, M. Doi, K. Akagawa, K. Kudo, and M. Tanaka, [J. Org. Chem., 2016, 81, 6343](#).
7. After our report in 2016, O'Brien and co-workers reported a synthesis of 2,4,5-trisubstituted THPs by using similar effect of substituent at C4 position, although their synthesis is a racemic version and also substrates must involve a furan ring. D. A. Cooper, E. Robbins, G. J. Tizzard, S. J. Coles, and M. O'Brien, [J. Org. Chem., 2017, 82, 3441](#).
8. (a) E. R. Jarvo and S. J. Miller, [Tetrahedron, 2002, 58, 2481](#); (b) M. Nagano, M. Doi, M. Kurihara, H. Suemune, and M. Tanaka, [Org. Lett., 2010, 12, 3564](#); (c) K. Akagawa and K. Kudo, [Acc. Chem. Res., 2017, 50, 2429](#) and references cited therein.
9. The amount of benzoic acid was reduced for the ease of removal during purification and the concentration was changed to 0.4 M to improve conversions. Under the above conditions, compound **3** was obtained from compound **2** in 97% yield with 93% ee.
10. Key NOE correlations were observed between H-2 and H-6_{ax}, and between H-3_{ax} and H-5.
11. (a) P. Deslongchamps, 'Stereolectronic Effects in Organic Chemistry,' Pergamon Press, Inc., New York, 1983; (b) L. Ayala, C. G. Lucero, J. A. C. Romero, S. A. Tabacco, and K. A. Woerpel, [J. Am. Chem. Soc., 2003, 125, 15521](#).