

HETEROCYCLES, Vol. 96, No. 8, 2018, pp. 1373 - 1382. © 2018 The Japan Institute of Heterocyclic Chemistry  
Received, 19th June, 2018, Accepted, 29th June, 2018, Published online, 27th July, 2018  
DOI: 10.3987/COM-18-13942

## SYNTHESIS OF OXAZOLINES FROM *N*-ALLYLAMIDES USING AN ELECTROCHEMICALLY GENERATED $\text{ArS}(\text{ArSSAr})^+$ POOL

Yu Miyamoto,<sup>1</sup> Naoya Mitani,<sup>1</sup> Rina Yanagi,<sup>1</sup> Shigenori Kashimura,<sup>1</sup> Seiji Suga,<sup>2</sup> Jun-ichi Yoshida,<sup>3\*</sup> and Kouichi Matsumoto<sup>1\*</sup>

<sup>1</sup> School of Science and Engineering, Kindai University, 3-4-1 Kowakae, Higashi-osaka, Osaka 577-8502, Japan. E-mail: kmatsumo@chem.kindai.ac.jp

<sup>2</sup> Division of Chemistry and Biotechnology Okayama University, 3-1-1 Tsushima-naka, Kita-ku, Okayama 700-8530, Japan. <sup>3</sup> National Institute of Technology, Suzuka College, Shiroko-cho, Suzuka, Mie 510-0294, Japan. E-mail: j-yoshida@jim.suzuka-ct.ac.jp

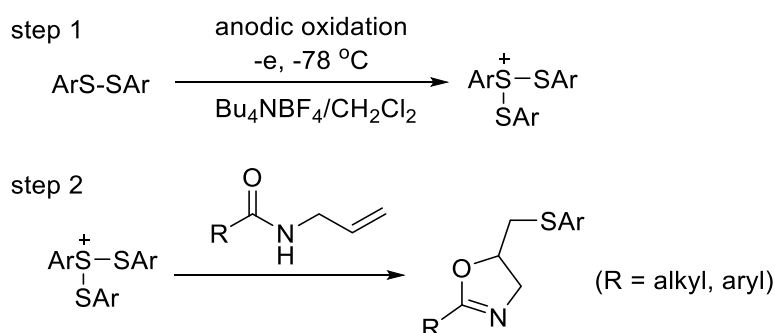
**Abstract** – The reaction of *N*-allylamides with  $\text{ArS}(\text{ArSSAr})^+$ , which was generated and accumulated by the low-temperature anodic oxidation of  $\text{ArSSAr}$ , afforded the corresponding  $\text{ArS}$ -substituted oxazolines in moderate to good yields. *In-situ* electrochemical oxidation of  $\text{ArSSAr}$  in the presence of *N*-allylamides was also applicable. Oxazolines bearing various substituents were successfully synthesized by using the present reactions.

The synthesis of heterocyclic compounds is one of the important research topics, because heterocyclic compounds are sometimes contained in the biologically active substances, the medicinal drugs and organic materials. So far, extensive efforts have been paid for the development of synthesis of heterocycles. Among them, the cyclization<sup>1</sup> initiated by the electrophilic addition of a reactive species to a carbon-carbon multiple bond bearing a nucleophilic group in the same molecules serves as one of the reliable methods.

We have reported that  $\text{ArS}(\text{ArSSAr})^+$ , which is generated and accumulated as a cation pool<sup>2,3</sup> by the low-temperature electrochemical oxidation<sup>4,5</sup> of diaryl disulfides ( $\text{ArSSAr}$ ),<sup>6</sup> can be utilized as a highly reactive species of  $\text{ArS}^+$  equivalent.<sup>7-9</sup> In this study, we have studied the reactivity of  $\text{ArS}(\text{ArSSAr})^+$  with *N*-allylamides to synthesize oxazolines bearing  $\text{ArS}$  group using the electrophilic cyclization, because the oxazoline is one of important heterocycles.<sup>10</sup> In the previous reports by other groups, the use of the heavy metal such as  $\text{Mn}(\text{OAc})_3$  for the reaction of  $\text{ArSSAr}$  and *N*-allylamides was developed by Mellor and co-workers.<sup>11,12</sup> Also, an  $\text{ArS}^+$  equivalent generated by the reaction of

1-(phenylsulfanyl)pyrrolidine-2,5-dione<sup>13a</sup> with a catalytic amount of  $\text{BF}_3 \cdot \text{Et}_2\text{O}$  reacted with *N*-allylamides to afford the ArS-substituted oxazolines.<sup>13</sup> However, these methods require the use of a stoichiometric amount of the heavy metal or the hazardous Lewis acid. In contrast, the electrochemistry is an easy technique to generate  $\text{ArS}^+$  equivalent from ArSSAr in the solution.

Herein, we wish to report a two-step process consisting of the generation of  $\text{ArS}(\text{ArSSAr})^+$  pool by the electrochemical oxidation of ArSSAr (Scheme 1, step 1) followed by its reaction with *N*-allylamides (Scheme 1, step 2), which is effective in the formation of oxazolines (*ex-cell* method).<sup>14</sup> *Ex-cell* method can avoid unexpected oxidation of products. It was found that the *in-situ* electrochemical generation of  $\text{ArS}(\text{ArSSAr})^+$  from ArSSAr followed by the reaction with *N*-allylamides was also applicable. In addition, the use of ArSH instead of ArSSAr was also investigated.



**Scheme 1.** Synthesis of ArS-substituted oxazolines from *N*-allylamides using electrochemically generated  $\text{ArS}(\text{ArSSAr})^+$

We first examined the reaction of *N*-allylbenzamide (**2a**) with  $\text{ArS}(\text{ArSSAr})^+$  as a model reaction. A typical procedure is as follows. The anodic oxidation of ArSSAr (**1a**, Ar = *p*-FC<sub>6</sub>H<sub>4</sub>, 1.0 mmol) was carried out in 0.3 M  $\text{Bu}_4\text{NBF}_4/\text{CH}_2\text{Cl}_2$  at  $-78^\circ\text{C}$  using an H-type divided cell to generate and accumulate  $\text{ArS}(\text{ArSSAr})^+\text{BF}_4^-$  (ca. 0.67 mmol) in the solution, until 0.67 F/mol the electricity was consumed.<sup>15</sup> After the electric current was stopped, the resulting  $\text{ArS}(\text{ArSSAr})^+\text{BF}_4^-$  pool was allowed to react with *N*-allylbenzamide (**2a**) (0.50 mmol) at  $-78^\circ\text{C}$  for 30 min.  $\text{Et}_3\text{N}$  (1.0 mL) was then added to quench the reaction. Notably, *exo* cyclization took place exclusively to produce five-membered oxazoline **3aa** in a < 84% yield (Table 1, entry 1).<sup>16</sup> In addition, the reaction of  $\text{ArS}(\text{ArSSAr})^+\text{BF}_4^-$  and *N*-allylbenzamide (**2a**) at  $-78^\circ\text{C}$  for 30 min and additionally from  $-78^\circ\text{C}$  to room temperature for 30 min gave **3aa** in a 86% yield (entry 2). ArSSAr having various substituents on the aromatic ring **1b-1d** (Ar = *p*-ClC<sub>6</sub>H<sub>4</sub>, *p*-MeC<sub>6</sub>H<sub>4</sub>, and C<sub>6</sub>H<sub>5</sub>) could also be used, and the corresponding cyclized products **3ba-3da** were obtained in moderate to good yields (entries 3-5).

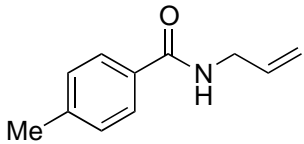
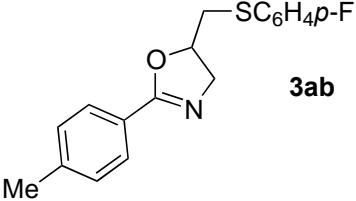
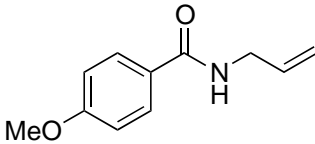
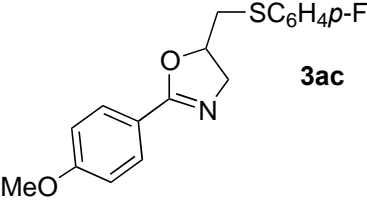
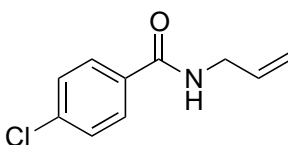
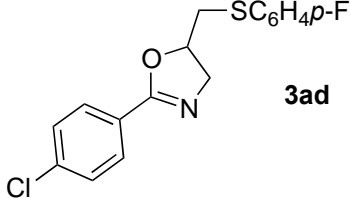
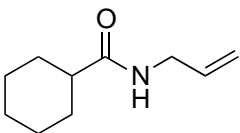
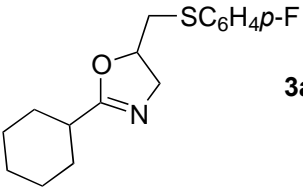
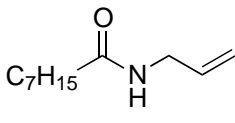
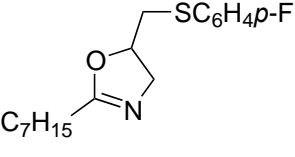
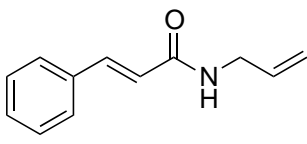
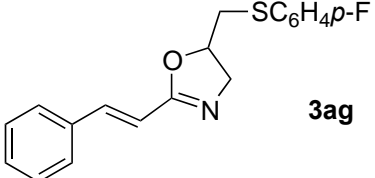
The present method was successfully applied to the synthesis of oxazolines using various *N*-allylamides as shown in Table 2.<sup>17</sup> The reaction of *N*-allyl-4-methylbenzamide (**2b**) with ArSSAr (Ar = *p*-FC<sub>6</sub>H<sub>4</sub>) in Bu<sub>4</sub>NBF<sub>4</sub>/CH<sub>2</sub>Cl<sub>2</sub> gave **3ab** in a 64% yield (entry 1). The reactions using *N*-allyl-4-methoxybenzamide (**2c**) and *N*-allyl-4-chlorobenzamide (**2d**) afforded the desired products in good yields (entries 2 and 3). *N*-allylcyclohexanecarboxamide (**2e**) and *N*-allyloctanamide (**2f**) could be used and the corresponding products were obtained in 86% and 73% yields, respectively (entries 4 and 5). Interestingly, the reaction of *N*-allylcinnamamide (**2g**) with ArS(ArSSAr)<sup>+</sup> produced the cyclized product **3ag** in a 72% yield (entry 6). The carbon-carbon double bond between the carbonyl group and the phenyl group did not react at all.

**Table 1.** Formation of ArS-substituted oxazolines from *N*-allylbenzamide (**2a**) using electrochemically generated ArS(ArSSAr)<sup>+</sup><sup>a</sup>

Entry	ArSSAr ( <b>1</b> )	Yield (%) <sup>b</sup>
1	<b>1a</b>	<b>3aa</b> < 84 <sup>c,d</sup> (86) <sup>e,f</sup>
2	<b>1b</b>	<b>3aa</b> 86
3	<b>1c</b>	<b>3ba</b> 75
4	<b>1d</b>	<b>3ca</b> 89
5	<b>1d</b>	<b>3da</b> < 66 <sup>d</sup> (63) <sup>e,g</sup>

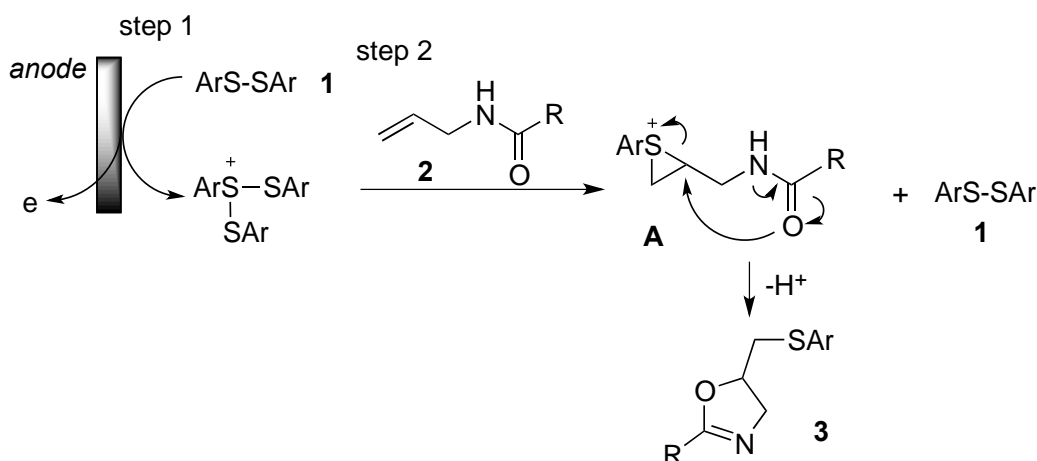
<sup>a</sup> A typical procedure: ArSSAr (Ar = *p*-XC<sub>6</sub>H<sub>4</sub> (X = F, Cl, Me, and H); 1.0 mmol) was electrochemically oxidized in 0.3 M Bu<sub>4</sub>NBF<sub>4</sub>/CH<sub>2</sub>Cl<sub>2</sub> (8.0 mL) at -78 °C using 0.67 F/mol of the electricity. *N*-Allylbenzamide (**2a**) (0.5 mmol in CH<sub>2</sub>Cl<sub>2</sub> (1 mL x 2)) was added to the resulting solution of ArS(ArSSAr)<sup>+</sup>BF<sub>4</sub><sup>-</sup> (ca. 0.67 mmol) by the cannula transfer, and stirred at -78 °C for 30 min. Then, the temperature was gradually increased from -78 °C to rt for 30 min. Then, Et<sub>3</sub>N (1.0 mL) was added to quench the reaction. <sup>b</sup> Isolated yields. <sup>c</sup> The resulting ArS(ArSSAr)<sup>+</sup>BF<sub>4</sub><sup>-</sup> pool was allowed to react with *N*-allylbenzamide (**2a**) (0.50 mmol in CH<sub>2</sub>Cl<sub>2</sub> (1 mL x 2)) at -78 °C for 30 min, and then Et<sub>3</sub>N (1.0 mL) was added at -78 °C to quench the reaction. <sup>d</sup> The isolated product contained **2a** as the impurity. <sup>e</sup> The yield in parentheses is based on <sup>1</sup>H NMR analysis after the column chromatography. <sup>f</sup> The purity was ca. 96% by <sup>1</sup>H NMR analysis. <sup>g</sup> The purity was ca. 79% by <sup>1</sup>H NMR analysis.

**Table 2.** Reactions of electro-generated  $\text{ArS}(\text{ArSSAr})^+$  pool and *N*-allylamides<sup>a</sup>

Entry	Amides (2)	Products	Yield (%) <sup>b</sup>
	<div style="display: flex; justify-content: space-around; align-items: center;"> <div style="text-align: center;"> <p>step 1</p> <p><math>\text{ArSSAr}</math> (Ar = <i>p</i>-<math>\text{FC}_6\text{H}_4</math>) 1.0 mmol <b>1a</b></p> <p><math>\xrightarrow[-78\text{ }^\circ\text{C}]{0.67\text{ F/mol, Bu}_4\text{NBF}_4/\text{CH}_2\text{Cl}_2, -e}</math></p> <p><math>\text{ArS}^+-\text{SAr}</math> ca. 0.67 mmol</p> </div> <div style="text-align: center;"> <p>step 2</p> <p><math>\text{R}-\text{C}(=\text{O})-\text{NH}-\text{CH}_2-\text{CH}=\text{CH}_2</math> <b>2</b> 0.5 mmol</p> <p><math>\xrightarrow[3) \text{Et}_3\text{N (quenching)}]{1) -78\text{ }^\circ\text{C, 30 min; 2) -78\text{ }^\circ\text{C to rt, 30 min}}</math></p> <p><math>\text{R}-\text{C}(=\text{N})-\text{CH}_2-\text{CH}_2-\text{SC}_6\text{H}_4\text{p-F}</math> <b>3</b></p> </div> </div>		
1			64
2			88
3			78
4			86
5			73 <sup>c</sup>
6			72

<sup>a</sup> The reaction was carried out under the same condition in Table 1. <sup>b</sup> Isolated yields.<sup>c</sup> Isolated yield after the column chromatography followed by the gel permeation chromatography (GPC).

As for the mechanism, the present reaction seems to proceed by the formation of an episulfonium ion intermediate<sup>18,19</sup> (Scheme 2). In the first step, the electrochemical oxidation of ArSSAr at -78 °C generates and accumulates ArS(ArSSAr)<sup>+</sup> as a cation pool. In the next step, ArS(ArSSAr)<sup>+</sup> reacts with an olefin bearing amide to give the episulfonium ion intermediate **A**, whose carbon center undergoes intramolecular nucleophilic reaction from the carbonyl group of the amide to afford the final product **3**.

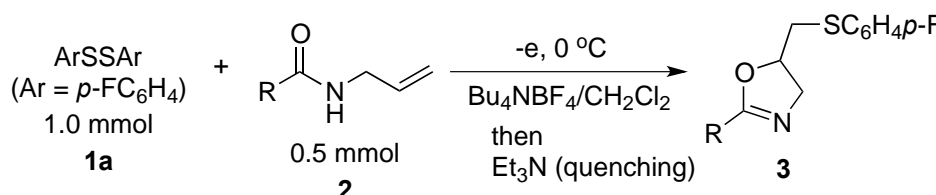
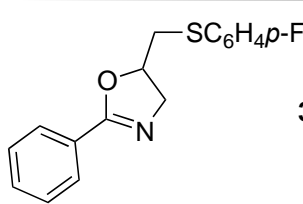
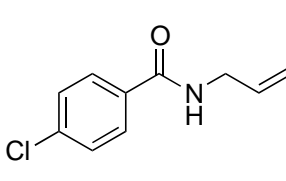
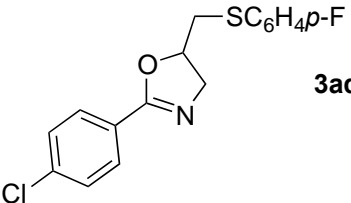
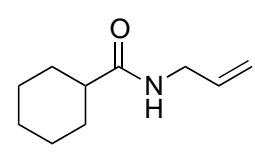
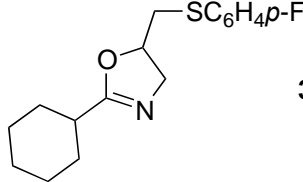
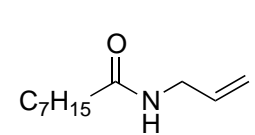
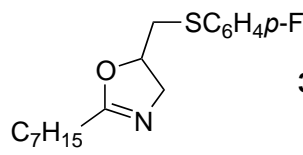


**Scheme 2.** Plausible reaction mechanism

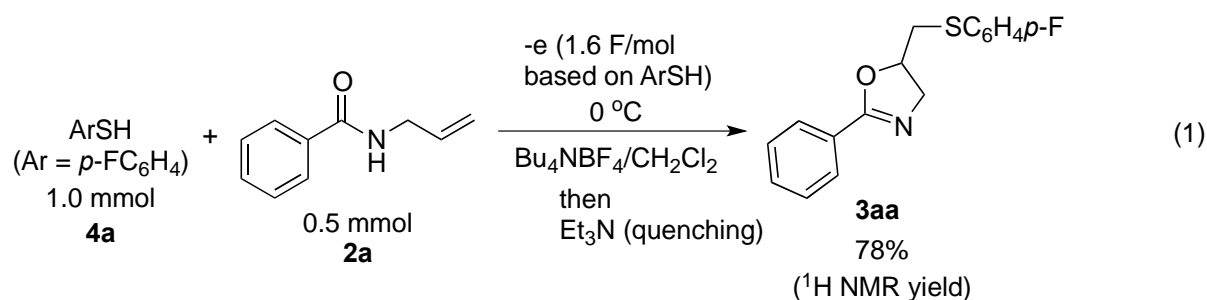
The electrochemical oxidation of a mixture of ArSSAr and *N*-allylamides was also examined to obtain the desired cyclized products (Table 3). The yields in parentheses in Table 3 were determined by <sup>1</sup>H NMR analysis after the column chromatography. For example, the electrochemical oxidation of a solution of ArSSAr (1.0 mmol) and *N*-allylbenzamide (**2a**) (0.50 mmol) in Bu<sub>4</sub>NBF<sub>4</sub>/CH<sub>2</sub>Cl<sub>2</sub> at 0 °C gave **3aa** in a < 96% yield (entry 1). This method is generally applicable to other olefinic amides such as **2d**, **2e**, and **2f**, and the corresponding cyclized products were obtained in good yields (entries 2-4).<sup>20</sup> In addition, ArSH can be used instead of ArSSAr. For example, the electrochemical oxidation of ArSH (**4a**, Ar = *p*-FC<sub>6</sub>H<sub>4</sub>, 1.0 mmol) and *N*-allylbenzamide (**2a**, 0.50 mmol) in Bu<sub>4</sub>NBF<sub>4</sub>/CH<sub>2</sub>Cl<sub>2</sub> at 0 °C gave the cyclized oxazoline **3aa** in a 78% yield as <sup>1</sup>H NMR yield (eq 1).<sup>20</sup> In this reaction, it seems that ArSH is oxidized to form ArSSAr once, which is further oxidized to generate ArS(ArSSAr)<sup>+</sup>. When ArS(ArSSAr)<sup>+</sup> reacts with **2a**, **3aa** is produced together with ArSSAr, which can be utilized as the substrate for the next electrochemical oxidation.

In summary, a new method for the synthesis of ArS-substituted oxazolines from *N*-allylamides was developed using ArS(ArSSAr)<sup>+</sup> pools, which were generated by the electrochemical oxidation of ArSSAr.<sup>21,22</sup> The ArS group can be used as a handle for further synthetic transformations thereby making the present method a useful tool for the synthesis of various compounds containing the oxazoline moiety. Further investigations of this methodology are in progress in our laboratory.

**Table 3.** *In-situ* electrochemical oxidation of ArSSAr (**1a**, Ar = *p*-FC<sub>6</sub>H<sub>4</sub>) and *N*-allylamides

Entry	Amide	Electricity (F/mol) based on ArSSAr	Product	Yield (%) <sup>a</sup>
1		1.1		< 96 (quant) <sup>b</sup>
2		1.15		< 90 (quant) <sup>c</sup>
3		1.0		< 78 (85) <sup>d</sup>
4		1.14		< 71 (66) <sup>e</sup>

<sup>a</sup> Isolated yields. The isolated product contained **2** as the impurity. The yield in parentheses is based on <sup>1</sup>H NMR analysis after the column chromatography. <sup>b</sup> The purity was ca. 89% by <sup>1</sup>H NMR analysis. <sup>c</sup> The purity was ca. 94% by <sup>1</sup>H NMR analysis. <sup>d</sup> The purity was ca. 95% by <sup>1</sup>H NMR analysis. <sup>e</sup> The purity was ca. 84% by <sup>1</sup>H NMR analysis.



## ACKNOWLEDGEMENTS

This work was supported in part by Grant-in-Aid from the Ministry of Education, Culture, Sports, Science and Technology (MEXT), No. 26410059, No. 26220804, and by the MEXT-Supported Program for the Strategic Research Foundation at Private Universities, subsidy from MEXT and Kindai University.

## REFERENCES AND NOTES

1. For examples of reviews: (a) F. Rodríguez and F. J. Fañanás, *Electrophilic Cyclizations in Handbook of Cyclization Reactions*, ed. by S. Ma, WILEY-VCH, Weinheim, 2010; (b) B. Godoi, R. F. Schumacher, and G. Zeni, *Chem. Rev.*, 2011, **111**, 2937; (c) A. Sakakura and K. Ishihara, *Chem. Rec.*, 2015, **15**, 728.
2. It is reported that  $\text{ArS}^+$  is a very unstable intermediate. For example, T. Brinck, P. Carlqvist, A. H. Holm, and K. Daasbjerg, *J. Phys. Chem. A*, 2002, **106**, 8827.
3. Recent selected examples of the cation pool method and related chemistry using electrochemistry: (a) R. Hayashi, A. Shimizu, and J. Yoshida, *J. Am. Chem. Soc.*, 2016, **138**, 8400; (b) R. Hayashi, A. Shimizu, Y. Song, Y. Ashikari, T. Nokami, and J. Yoshida, *Chem. Eur. J.*, 2017, **23**, 61; (c) Y. Ashikari, A. Shimizu, T. Nokami, and J. Yoshida, *J. Am. Chem. Soc.*, 2013, **135**, 16070; (d) T. Morofuji, A. Shimizu, and J. Yoshida, *J. Am. Chem. Soc.*, 2015, **137**, 9816; (e) T. Morofuji, A. Shimizu, and J. Yoshida, *J. Am. Chem. Soc.*, 2014, **136**, 4496, and references cited therein.
4. The some reviews of the electro-organic chemistry: (a) R. Francke and R. D. Little, *Chem. Soc. Rev.*, 2014, **43**, 2492; (b) M. Yan, Y. Kawamata, and P. S. Baran, *Chem. Rev.*, 2017, **117**, 13230; (c) J. Yoshida, A. Shimizu, and R. Hayashi, *Chem. Rev.*, 2018, **118**, 4702; (d) K. D. Moeller, *Tetrahedron*, 2000, **56**, 9527; (e) Y. Okada and K. Chiba, *Chem. Rev.*, 2018, **118**, 4592; (f) K. Mitsudo, Y. Kurimoto, K. Yoshioka, and S. Suga, *Chem. Rev.*, 2018, **118**, 5985; (g) K. A. Ogawa and A. J. Boydston, *Chem. Lett.*, 2015, **44**, 10; (h) J. B. Sperry and D. L. Wright, *Chem. Soc. Rev.*, 2006, **35**, 605; (i) R. Francke, *Beilstein J. Org. Chem.*, 2014, **10**, 2858; (j) M. Atobe, H. Tateno, and Y. Matsumura, *Chem. Rev.*, 2018, **118**, 4541.
5. Recent selected examples of electro-organic chemistry: (a) N.-H. Yeh, M. Medcalf, and K. D. Moeller, *J. Am. Chem. Soc.*, 2018, **140**, 7395; (b) A. Wiebe, S. Lips, D. Schollmeyer, R. Franke, and S. R. Waldvogel, *Angew. Chem. Int. Ed.*, 2017, **56**, 14727; (c) E. Tanaka, H. Tateno, Y. Matsumura, K. Nakabayashi, I. Kawamura, and M. Atobe, *Bull. Chem. Soc. Jpn.*, 2018, **91**, 141; (d) Y. Imada, Y. Yamaguchi, N. Shida, Y. Okada, and K. Chiba, *Chem. Commun.*, 2017, **53**, 3960; (e) Y. Koizumi, M. Ohira, T. Watanabe, H. Nishiyama, I. Tomita, and S. Inagi, *Langmuir*, 2018, **34**, 7598; (f) Y. Kawamata, M. Yan, Z. Liu, D.-H. Bao, J. Chen, J. T. Starr, and P. S. Baran, *J. Am. Chem. Soc.*, 2017,

- [139, 7448](#); (g) T. Kojima, R. Obata, T. Saito, Y. Einaga, and S. Nishiyama, *Beilstein J. Org. Chem.*, **2015**, *11*, 200.
6. The electrochemical oxidation of ArSSAr. For examples: (a) Q. T. Do, D. Elothmani, J. Simonet, and G. L. Guillanton, *Electrochim. Acta*, **2005**, *50*, 4792; (b) S. Boryczka, D. Elothmani, Q. T. Do, J. Simonet, and G. L. Guillanton, *J. Electrochem. Soc.*, **1996**, *143*, 4027; (c) A. Bewick, D. E. Coe, J. M. Mellor, and D. J. Walton, *J. Chem. Soc., Chem. Commun.*, **1980**, 51; (d) S. Töteberg-Kaulen and E. Steckhan, *Tetrahedron*, **1988**, *44*, 4389.
7. Selected examples: (a) S. Suga, K. Matsumoto, K. Ueoka, and J. Yoshida, *J. Am. Chem. Soc.*, **2006**, *128*, 7710; (b) K. Matsumoto, S. Fujie, K. Ueoka, S. Suga, and J. Yoshida, *Angew. Chem. Int. Ed.*, **2008**, *47*, 2506; (c) K. Matsumoto, T. Sanada, H. Shimazaki, K. Shimada, S. Hagiwara, S. Fujie, Y. Ashikari, S. Suga, S. Kashimura, and J. Yoshida, *Asian J. Org. Chem.*, **2013**, *2*, 325; (d) A. Shimizu, S. Horiuchi, R. Hayashi, K. Matsumoto, Y. Miyamoto, Y. Morisawa, T. Wakabayashi, and J. Yoshida, *ARKIVOC*, **2018**, *ii*, 97; (e) K. Matsumoto, Y. Miyamoto, K. Shimada, Y. Morisawa, H. Zipse, S. Suga, J. Yoshida, S. Kashimura, and T. Wakabayashi, *Chem. Commun.*, **2015**, *51*, 13106, and references cited therein.
8. For examples: (a) M. W. Judek and B. P. Spiewak, *Polym. Degrad. Stab.*, **1995**, *48*, 131; (b) A. S. Gybin, W. A. Smit, V. S. Bogdanov, M. Z. Krimer, and J. B. Kalyan, *Tetrahedron Lett.*, **1980**, *21*, 383; (c) V. S. Bogdanov, A. S. Gybin, E. G. Cherepanova, and W. A. Smit, *Izv. Akad. Nauk SSSR Ser. Khim.*, **1981**, 2681.
9. K. Lam and W. E. Geiger, *J. Org. Chem.*, **2013**, *78*, 8020.
10. Recent selected reports of synthesis of oxazoline: (a) A. Alhalib, S. Kamouka, and W. J. Moran, *Org. Lett.*, **2015**, *17*, 1453; (b) W.-C. Gao, F. Hu, Y.-M. Huo, H. Chang, X. Li, and W.-L. Wei, *Org. Lett.*, **2015**, *17*, 3914; (c) V. Kumar, K. Klimovica, D. Rasina, and A. Jirgensons, *J. Org. Chem.*, **2015**, *80*, 5934; (d) R. Heath, H. Müller-Bunz, and M. Albrecht, *Chem. Commun.*, **2015**, *51*, 8699.
11. (a) Z. K. M. Abd El Samii, M. I. Al Ashmawy, and J. M. Mellor, *J. Chem. Soc., Perkin Trans. 1*, **1988**, 2517; (b) Z. K. M. Abd El Samii, M. I. Al Ashmawy, and J. M. Mellor, *Tetrahedron Lett.*, **1987**, *28*, 1949.
12. The some examples of chemical oxidation of diaryl disulfides, followed by their polymerizations: (a) F. Aida, Y. Takatori, D. Kiyokawa, K. Nagamatsu, K. Oyaizu, and H. Nishide, *Polym. Chem.*, **2016**, *7*, 2087; (b) F. Aida, N. Takasu, Y. Takatori, H. Nishide, and K. Oyaizu, *Bull. Chem. Soc. Jpn.*, **2017**, *90*, 843; See also, (c) F. Aida and K. Oyaizu, *Chem. Lett.*, **2016**, *45*, 102, and references cited therein.
13. (a) J. Yu, H. Tian, C. Gao, H. Yang, Y. Jiang, and H. Fu, *Synlett*, **2015**, *26*, 676; See also, (b) G. C. Senadi, B.-C. Guo, W.-P. Hu, and J.-J. Wang, *Chem. Commun.*, **2016**, *52*, 11410.



14. E. Steckhan, [Angew. Chem., Int. Ed. Engl., 1986, 25, 683.](#)
15. The theoretical amount of electricity to convert ArSSAr to ArS(ArSSAr)<sup>+</sup>.
16. The recent review of carbocations in organic synthesis: R. R. Naredla and D. A. Klumpp, [Chem. Rev., 2013, 113, 6905.](#)
17. Although we have examined the reaction of ArSArSSAr)<sup>+</sup> (ca. 0.67 mmol, Ar = *p*-FC<sub>6</sub>H<sub>4</sub>) with *N*-allyl-2-methoxybenzamide (0.50 mmol) in the same reaction condition in Table 2, only a small amount of the desired product was confirmed by <sup>1</sup>H NMR analysis of crude material.
18. Some literatures of reactivity of cations: (a) H. Mayr and A. R. Ofial, [Angew. Chem. Int. Ed., 2006, 45, 1844](#); (b) M. Hofmann, N. Hampel, T. Kanzian, and H. Mayr, [Angew. Chem. Int. Ed., 2004, 43, 5402.](#)
19. The episulfonium ion seems to be formed in the initial step. For selected examples of the episulfonium ion: (a) W. A. Smit, R. Caple, and I. P. Smoliakova, [Chem. Rev., 1994, 94, 2359](#); (b) D. J. Fox, D. House, and S. Warren, [Angew. Chem. Int. Ed., 2002, 41, 2462](#); (c) S. E. Denmark, W. R. Collins, and M. D. Cullen, [J. Am. Chem. Soc., 2009, 131, 3490](#), and references therein.
20. As for the viewpoint of the purification of crude materials, *ex-cell* electrolysis was better than *in-cell* electrolysis as the results for these reactions. In the *in-cell* electrolysis, it was difficult to separate **3** and **2** by the column chromatography. Because there is the possibility that the oxidation of **1a** and **3** is competitive during electrolysis, unreacted **2** might remain in the solution phase.
21. General procedure for the synthesis of ArS-substituted oxazoline compounds (**3aa**) using *ex-cell* method (Table 1, entry 2): The anodic oxidation was carried out in an H-type divided cell (4G glass filter) equipped with a carbon felt anode (Nippon Carbon JF-20-P7, ca. 320 mg, dried at 250 °C/1 mm Hg for 2 h before use) and a platinum plate cathode (20 mm x 20 mm). In the anodic chamber was placed a solution of ArSSAr (**1a**, Ar = *p*-FC<sub>6</sub>H<sub>4</sub>, 253.9 mg, 1.0 mmol) in 0.3 M Bu<sub>4</sub>NBF<sub>4</sub>/CH<sub>2</sub>Cl<sub>2</sub> (8.0 mL). In the cathodic chamber were placed 0.3 M Bu<sub>4</sub>NBF<sub>4</sub>/CH<sub>2</sub>Cl<sub>2</sub> (8.0 mL) and trifluoromethanesulfonic acid (TfOH) (60 μL, d = 1.7 g/mL, ca. 0.68 mmol). The constant current electrolysis (8 mA) was carried out at -78 °C with magnetic stirring until 0.67 F/mol of electricity was consumed. Then, *N*-allylbenzamide (**2a**, 80.6 mg, 0.50 mmol in CH<sub>2</sub>Cl<sub>2</sub> (1 mL x 2)) was added to the resulting solution of ArS(ArSSAr)<sup>+</sup> (ca. 0.67 mmol) by the cannula transfer, and stirred at -78 °C for 30 min. The temperature was gradually increased from -78 °C to rt for 30 min. Then, Et<sub>3</sub>N (1.0 mL) was added to quench the reaction. The solvent was removed under reduced pressure and the residue was quickly filtered through a short column of silica gel to remove Bu<sub>4</sub>NBF<sub>4</sub>. The silica gel was washed with ether, and the crude material was purified by flash chromatography (hexane/AcOEt = 3:2) to obtain the product **3aa** (123.3 mg, 86%).
22. Selected spectral data of products. 5-(((4-Fluorophenyl)thio)methyl)-2-phenyl-4,5-dihydrooxazole

**(3aa)**:  $^1\text{H}$  NMR (400 MHz,  $\text{CDCl}_3$ )  $\delta$  3.05 (dd,  $J = 14.0, 6.4$  Hz, 1H), 3.24 (dd,  $J = 14.0, 5.6$  Hz, 1H), 3.88 (dd,  $J = 15.0, 6.8$  Hz, 1H), 4.15 (dd,  $J = 15.0, 9.6$  Hz, 1H), 4.82 (dq,  $J = 9.6, 6.8$  Hz, 1H), 6.94-7.02 (m, 2H), 7.35-7.50 (m, 5H), 7.83 (d,  $J = 8.2$  Hz, 2H);  $^{13}\text{C}$  NMR (100 MHz,  $\text{CDCl}_3$ )  $\delta$  39.7, 59.5, 78.2, 116.2 (d,  $J = 21.9$  Hz), 127.4, 128.0, 128.2, 129.8 (d,  $J = 2.9$  Hz), 131.4, 133.4 (d,  $J = 7.6$  Hz), 162.1 (d,  $J = 246.0$  Hz), 163.6; HRMS (EI) calcd for  $\text{C}_{16}\text{H}_{14}\text{FNOS}$ : 287.0780, found: 278.0777.

5-(((4-Chlorophenyl)thio)methyl)-2-phenyl-4,5-dihydrooxazole (**3ba**):  $^1\text{H}$  NMR (400 MHz,  $\text{CDCl}_3$ )  $\delta$  3.08 (dd,  $J = 14.0, 6.4$  Hz, 1H), 3.25 (dd,  $J = 14.0, 6.4$  Hz, 1H), 3.88 (dd,  $J = 15.2, 6.4$  Hz, 1H), 4.15 (dd,  $J = 15.2, 9.6$  Hz, 1H), 4.84 (dq,  $J = 9.6, 6.4$  Hz, 1H), 7.20-7.29 (m, 2H), 7.31-7.42 (m, 4H), 7.46 (t,  $J = 7.2$  Hz, 1H), 7.81 (d,  $J = 8.0$  Hz, 2H);  $^{13}\text{C}$  NMR (100 MHz,  $\text{CDCl}_3$ )  $\delta$  38.7, 59.5, 78.1, 127.3, 128.0, 128.2, 129.1, 131.3, 131.7, 132.8, 133.5, 163.6; HRMS (ESI) calcd for  $\text{C}_{16}\text{H}_{14}\text{ClNNaOS}$  ( $\text{MNa}^+$ ): 326.0377, found: 326.0385.

2-Phenyl-5-((4-tolylthio)methyl)-4,5-dihydrooxazole (**3ca**):  $^1\text{H}$  NMR (400 MHz,  $\text{CDCl}_3$ )  $\delta$  2.32 (s, 3H), 3.02 (dd,  $J = 14.0, 7.2$  Hz, 1H), 3.28 (dd,  $J = 14.0, 5.6$  Hz, 1H), 3.87 (dd,  $J = 15.2, 6.8$  Hz, 1H), 4.14 (dd,  $J = 15.2, 9.6$  Hz, 1H), 4.77-4.86 (m, 1H), 7.10 (d,  $J = 8.4$  Hz, 2H), 7.32-7.41 (m, 4H), 7.46 (tt,  $J = 7.6, 1.2$  Hz, 1H), 7.85 (d,  $J = 8.0$  Hz, 2H);  $^{13}\text{C}$  NMR (100 MHz,  $\text{CDCl}_3$ )  $\delta$  21.0, 39.1, 59.5, 78.3, 127.5, 128.1, 128.2, 129.8, 131.1, 131.2, 131.3, 137.1, 163.7; HRMS (EI) calcd for  $\text{C}_{17}\text{H}_{17}\text{NOS}$ : 283.1031, found: 283.1028.